



US00D456529S

(12) **United States Design Patent**
Conde

(10) **Patent No.:** **US D456,529 S**

(45) **Date of Patent:** **** Apr. 30, 2002**

(54) **LANDSCAPE EDGING**

(75) **Inventor:** **Clemente Conde**, Waco, TX (US)

(73) **Assignee:** **Easy Gardener, Inc.**, Waco, TX (US)

(**) **Term:** **14 Years**

(21) **Appl. No.:** **29/146,095**

(22) **Filed:** **Aug. 3, 2001**

(51) **LOC (7) Cl.** **25-01**

(52) **U.S. Cl.** **D25/126; D25/164**

(58) **Field of Search** **D25/164, 126;**
256/65; 52/102, 720.2, 720.1; 47/33, 47

(56) **References Cited**

U.S. PATENT DOCUMENTS

3,378,949 A	4/1968	Dorris
3,387,786 A	6/1968	Rynberk
3,484,989 A	12/1969	Lazinsky
3,485,449 A	12/1969	Wilson
3,487,600 A	1/1970	Greene
3,525,663 A	8/1970	Hale
3,545,127 A	12/1970	Jensen
3,701,477 A	10/1972	Matt et al.
3,706,627 A	12/1972	Arne
3,788,001 A	1/1974	Balfanz, Jr.
3,841,022 A	10/1974	Thodos
3,911,187 A	10/1975	Raley
4,074,479 A	2/1978	Krupka
4,146,666 A	3/1979	Houtlosser
4,190,279 A	2/1980	Sguazzin
4,281,473 A	8/1981	Emalfarb et al.
4,321,769 A	3/1982	Tisbo et al.
4,333,979 A	6/1982	Sciaraffa et al.
4,397,902 A	8/1983	Resch
4,644,685 A	2/1987	Tisbo et al.
4,761,923 A	8/1988	Reum et al.
4,858,379 A	8/1989	West

4,939,865 A	7/1990	Whitcomb et al.
4,955,156 A	9/1990	Williams
4,965,097 A	10/1990	Bach
D314,054 S	* 1/1991	Meyer D25/126
5,020,272 A	6/1991	Herrema et al.
5,117,583 A	6/1992	Reum
5,121,569 A	6/1992	Thomas
5,201,154 A	4/1993	Thomas
5,456,045 A	10/1995	Bradley et al.
D390,671 S	* 2/1998	Prassas et al. D25/164
5,775,027 A	7/1998	Tisbo et al.
D407,507 S	3/1999	Owens, II et al.
5,921,021 A	7/1999	Coates
D416,096 S	11/1999	Tisbo et al.
D416,339 S	11/1999	Shaw
D418,233 S	12/1999	Prassas et al.
D426,322 S	6/2000	Anderson et al.
6,085,458 A	7/2000	Gau
6,138,406 A	10/2000	Clark, Jr.
D444,579 S	7/2001	Emalfarb

* cited by examiner

Primary Examiner—Doris Clark

(74) *Attorney, Agent, or Firm*—O’Keefe, Egan & Peterman, LLP

(57) **CLAIM**

The ornamental design for landscape edging, as shown and described.

DESCRIPTION

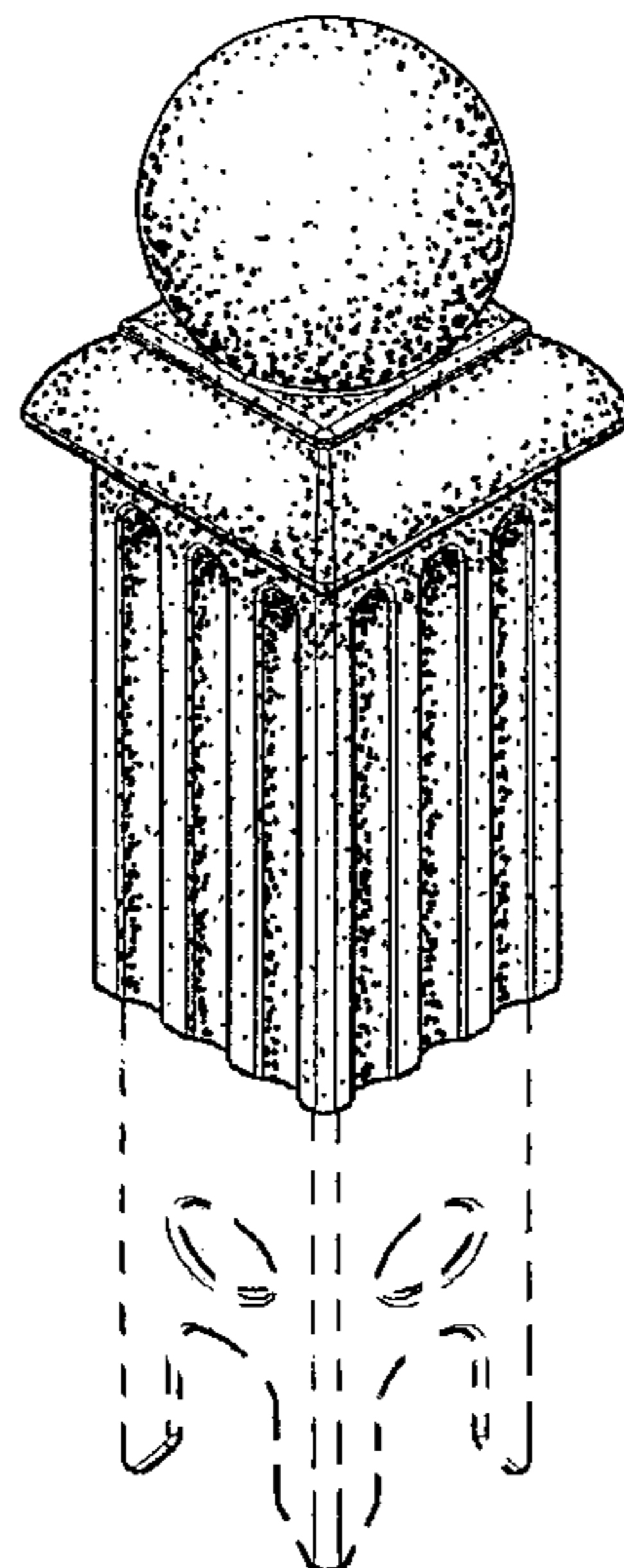
FIG. 1 is a perspective view of a landscape edging showing the new design.

FIG. 2 is a side view representative of the first, second, third and fourth sides thereof; and,

FIG. 3 is a top view thereof.

The portions of the drawing shown in dotted lines do not form a part of the claimed design.

1 Claim, 1 Drawing Sheet



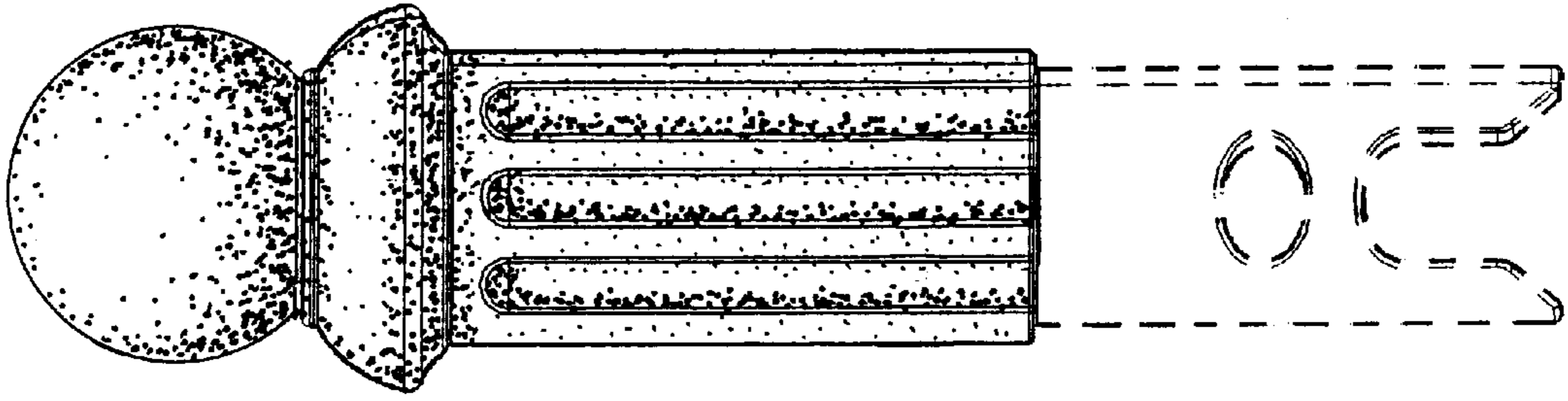


FIG. 2

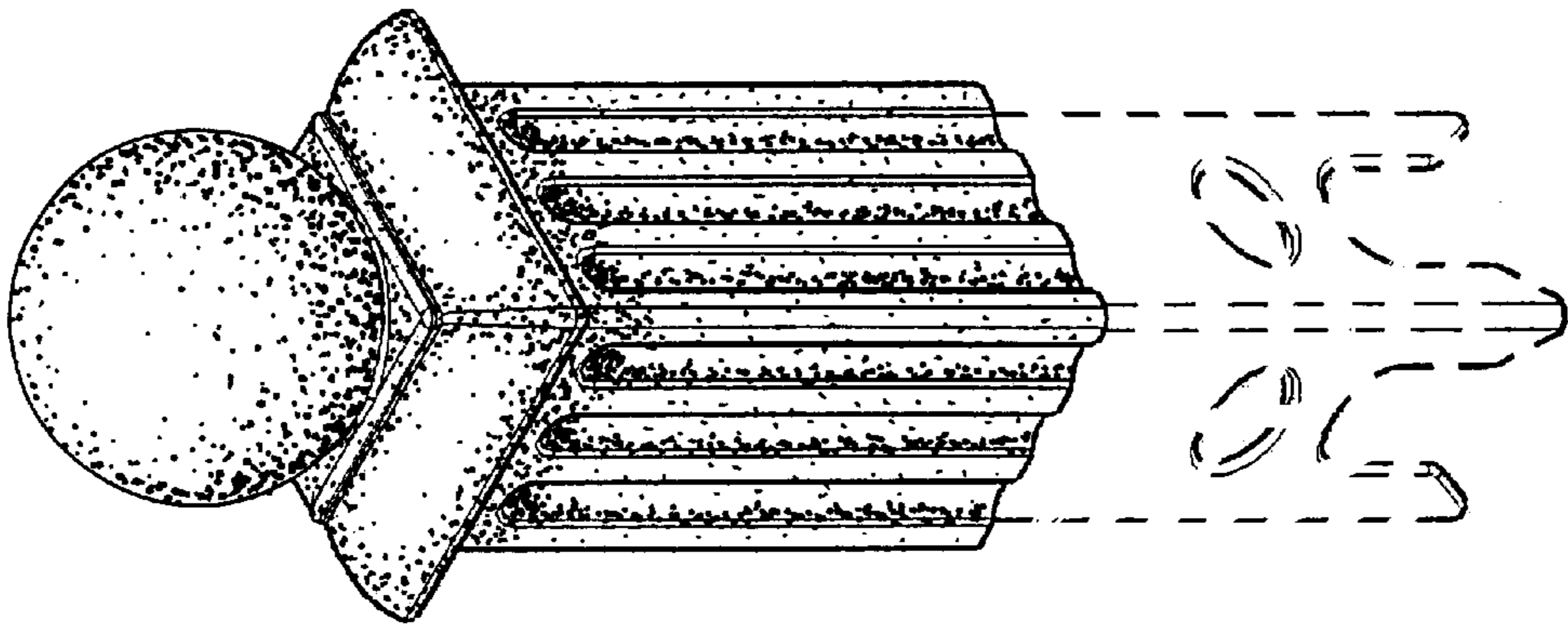


FIG. 1




FIG. 3