



US00D456525S

(12) **United States Design Patent**
Lear et al.

(10) **Patent No.:** **US D456,525 S**

(45) **Date of Patent:** **** Apr. 30, 2002**

(54) **EXTENSION LADDER WITH SLIP GUARDS**

Primary Examiner—Doris Clark

(74) *Attorney, Agent, or Firm*—Goldstein Law Offices, P.C.

(76) Inventors: **Steven Lear; Margaret Lear; Terry Lear**, all of 24411 Alliene Ave., Lomita, CA (US) 90717

(57) **CLAIM**

(**) Term: **14 Years**

The ornamental design for an extension ladder with slip guards, as shown and described.

(21) Appl. No.: **29/148,627**

DESCRIPTION

(22) Filed: **Sep. 24, 2001**

FIG. 1 is a perspective view of an extension ladder with slip guards.

(51) **LOC (7) Cl.** **25-04**

FIG. 2 is a rear elevational view thereof.

(52) **U.S. Cl.** **D25/64**

FIG. 3 is a front elevational view thereof.

(58) **Field of Search** D25/62; 182/107, 182/112, 194, 207

FIG. 4 is a left side elevational view thereof.

FIG. 5 is a right side elevational view thereof.

(56) **References Cited**

U.S. PATENT DOCUMENTS

FIG. 6 is a top plan view of the extension ladder with slip guards; and,

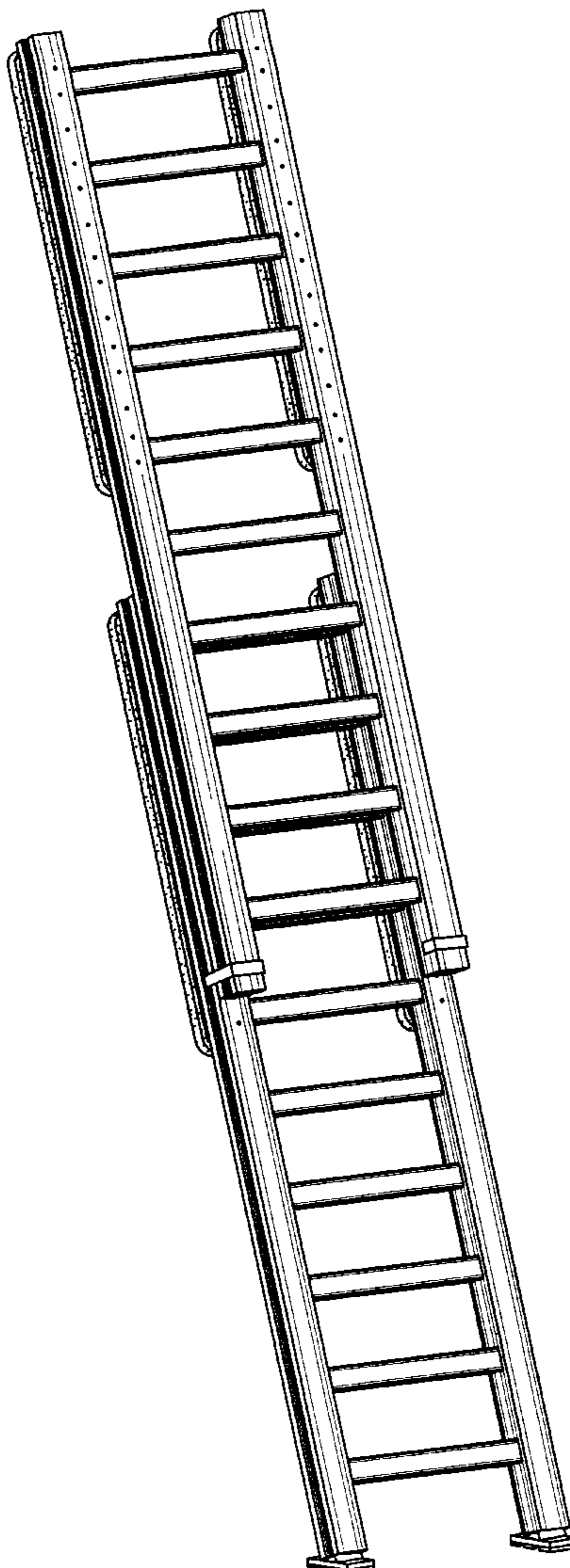
FIG. 7 is a bottom plan view thereof.

D238,298 S * 12/1975 Larson D25/164

5,924,523 A * 7/1999 Krause 182/207

* cited by examiner

1 Claim, 3 Drawing Sheets



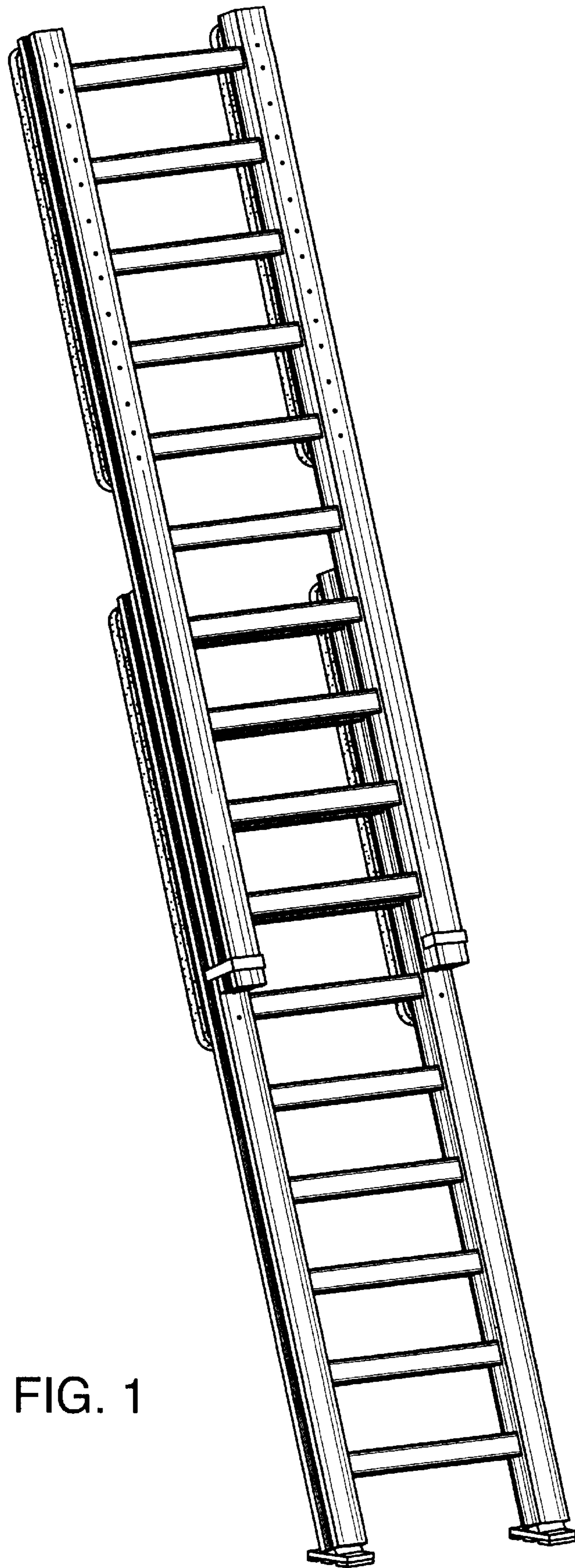


FIG. 1




FIG. 2




FIG. 3

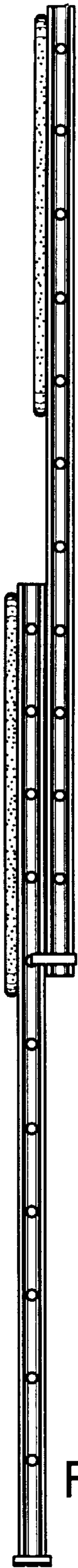


FIG. 4

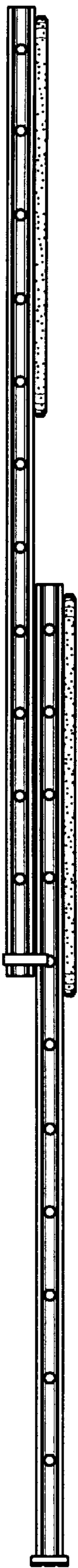


FIG. 5



FIG. 6



FIG. 7