



US00D456523S

(12) **United States Design Patent**
Waluszko et al.

(10) **Patent No.:** **US D456,523 S**

(45) **Date of Patent:** **** Apr. 30, 2002**

(54) **COMBINATION IRRADIATION DEVICE AND HYBRIDIZER**

(75) Inventors: **Alex Waluszko**, Pasadena; **Robert W. Preston**, Redlands; **Ronald A. Meyer**, San Dimas; **Chris M Beason**, Rancho Cucamonga, all of CA (US)

(73) Assignee: **UVP (Ultra-Violet Products), Inc.**, Upland, CA (US)

(**) Term: **14 Years**

(21) Appl. No.: **29/086,656**

(22) Filed: **Apr. 16, 1998**

(51) **LOC (7) Cl.** **28-03**

(52) **U.S. Cl.** **D24/216**

(58) **Field of Search** D7/350.1, 350.3, D7/350.4, 351, 402, 348; D24/232, 216, 163; 435/303.1, 303.2, 303.3, 283.1, 286.7, 287.2, 287.3

(56) **References Cited**

U.S. PATENT DOCUMENTS

D238,509 S	*	1/1976	Wilson	D7/348
D287,562 S	*	1/1987	Takada et al.	D7/350
D297,361 S	*	8/1988	Yamamoto et al.	D24/232
D297,564 S	*	9/1988	Yamamoto et al.	D24/232
4,791,861 A	*	12/1988	Weinkle et al.	99/357
D303,062 S	*	8/1989	Takada et al.	D7/350

D313,678 S	*	1/1991	Yamaguchi et al.	D32/2
D318,775 S	*	8/1991	Bonnet et al.	D7/350
D319,102 S	*	8/1991	Futatsuka et al.	D24/163
D328,352 S	*	7/1992	Futatsuka	D24/232
5,360,741 A	*	11/1994	Hunnell	435/290
5,380,662 A	*	1/1995	Robbins et al.	435/312
D368,143 S	*	3/1996	Willows et al.	D24/233
5,635,398 A	*	6/1997	Kapka et al.	435/286.7
D386,353 S	*	11/1997	Fujimoto et al.	D7/351
D387,164 S	*	12/1997	Barnett et al.	D24/163
D413,041 S	*	8/1999	Lin-Yun	D7/350

* cited by examiner

Primary Examiner—Ruth McInroy

(74) *Attorney, Agent, or Firm*—James E. Brunton, Esq.


(57) **CLAIM**

The ornamental design for a combination irradiation device and hybridizer, as shown.

DESCRIPTION

FIG. 1 is a generally perspective view of a combination irradiation device and hybridizer showing my new design; FIG. 2 is a front view thereof; FIG. 3 is a side view thereof, the opposite side being a mirror image; FIG. 4 is a top plan view thereof; FIG. 5 is a rear view thereof; and, FIG. 6 is a bottom plan view thereof.

1 Claim, 4 Drawing Sheets






FIG. 1

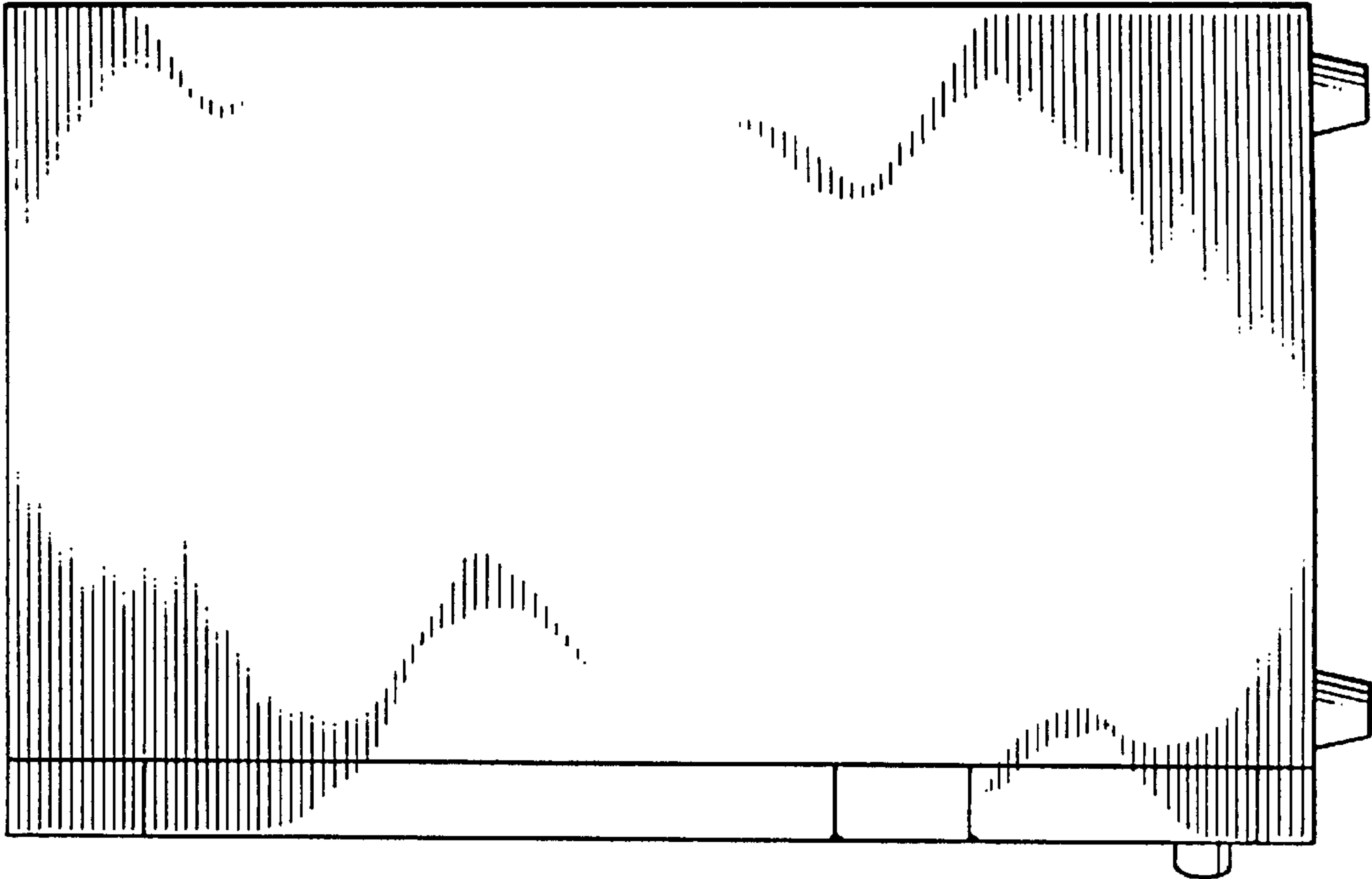


FIG. 3

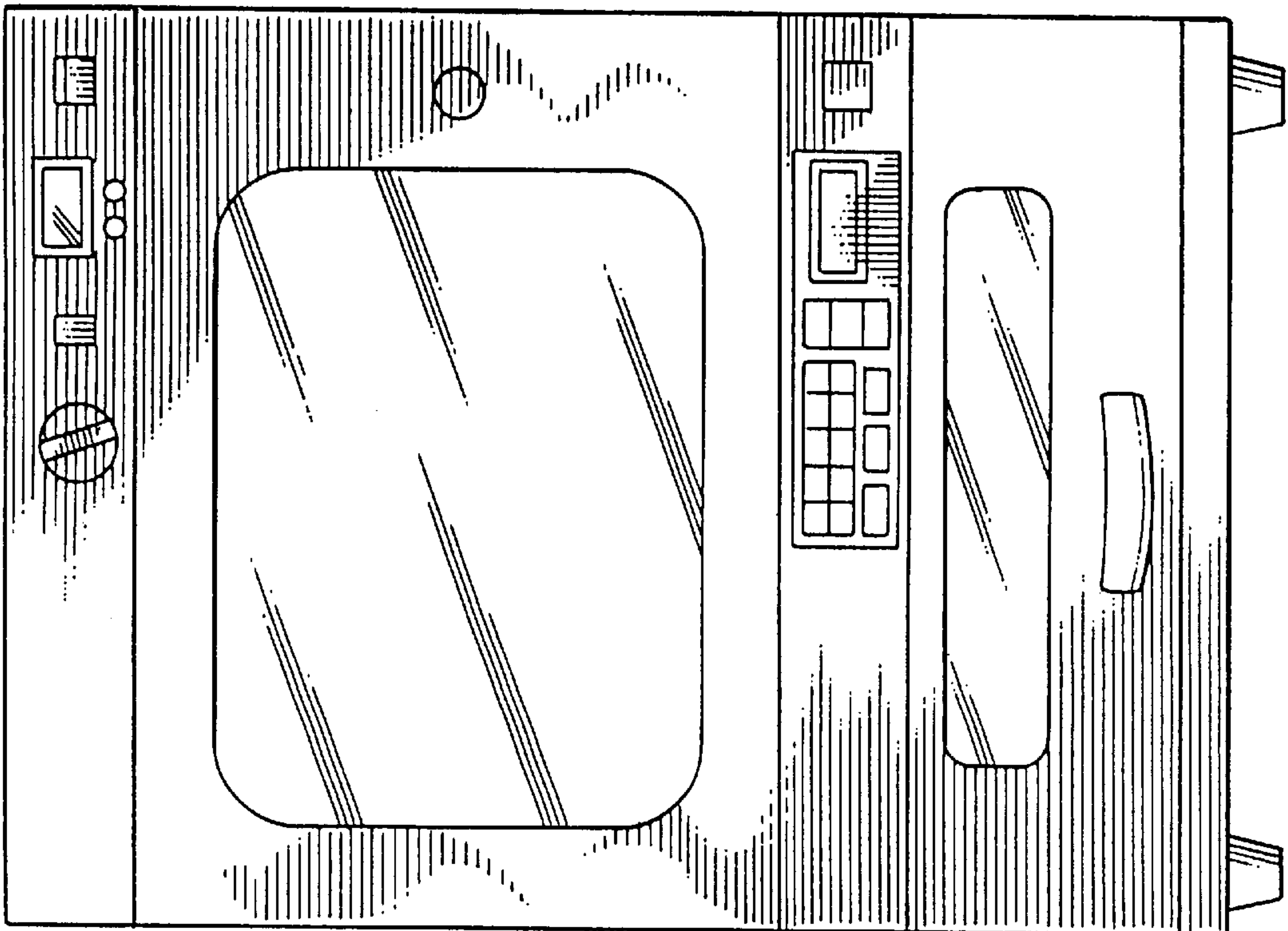


FIG. 2

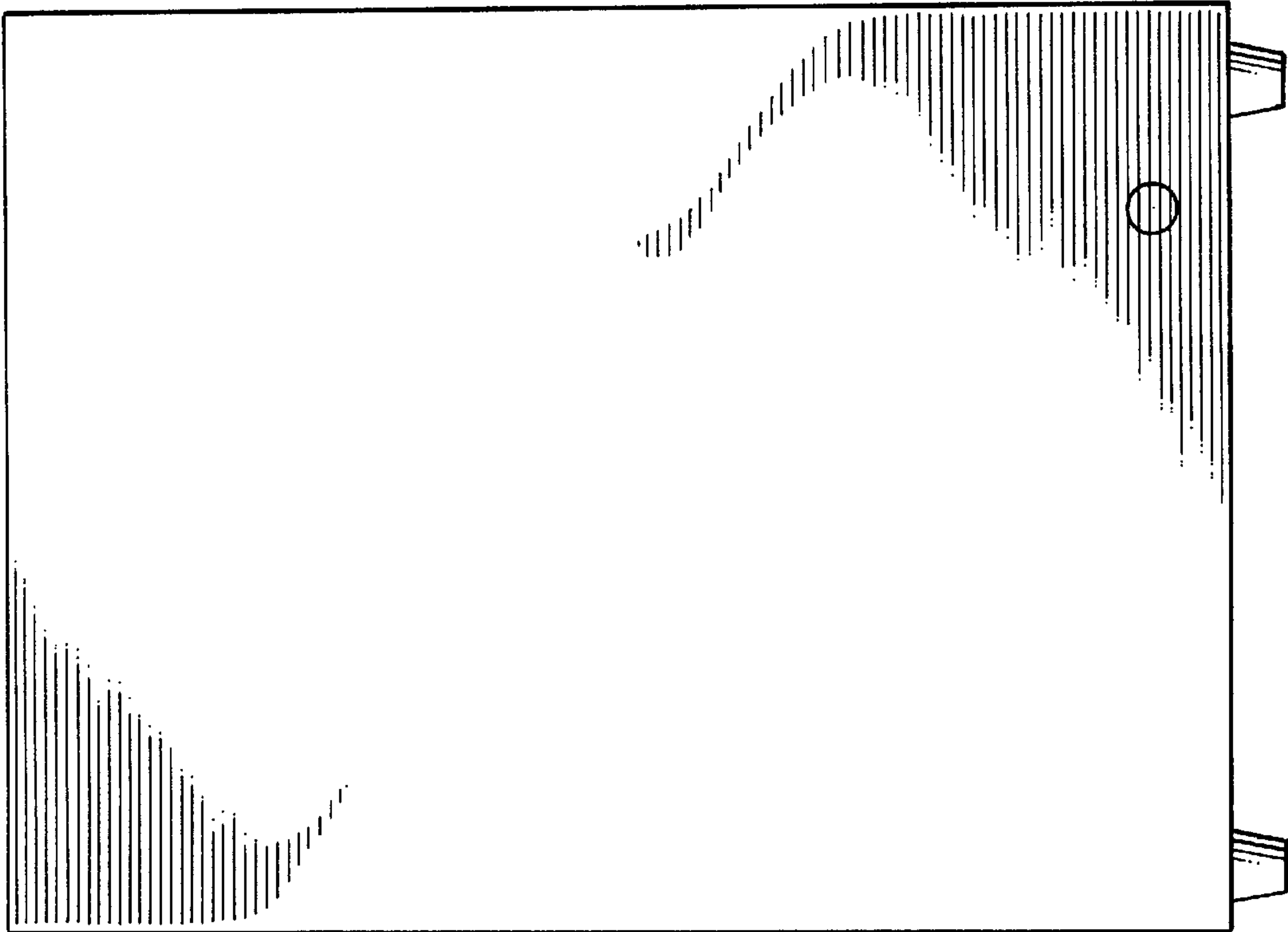


FIG. 5

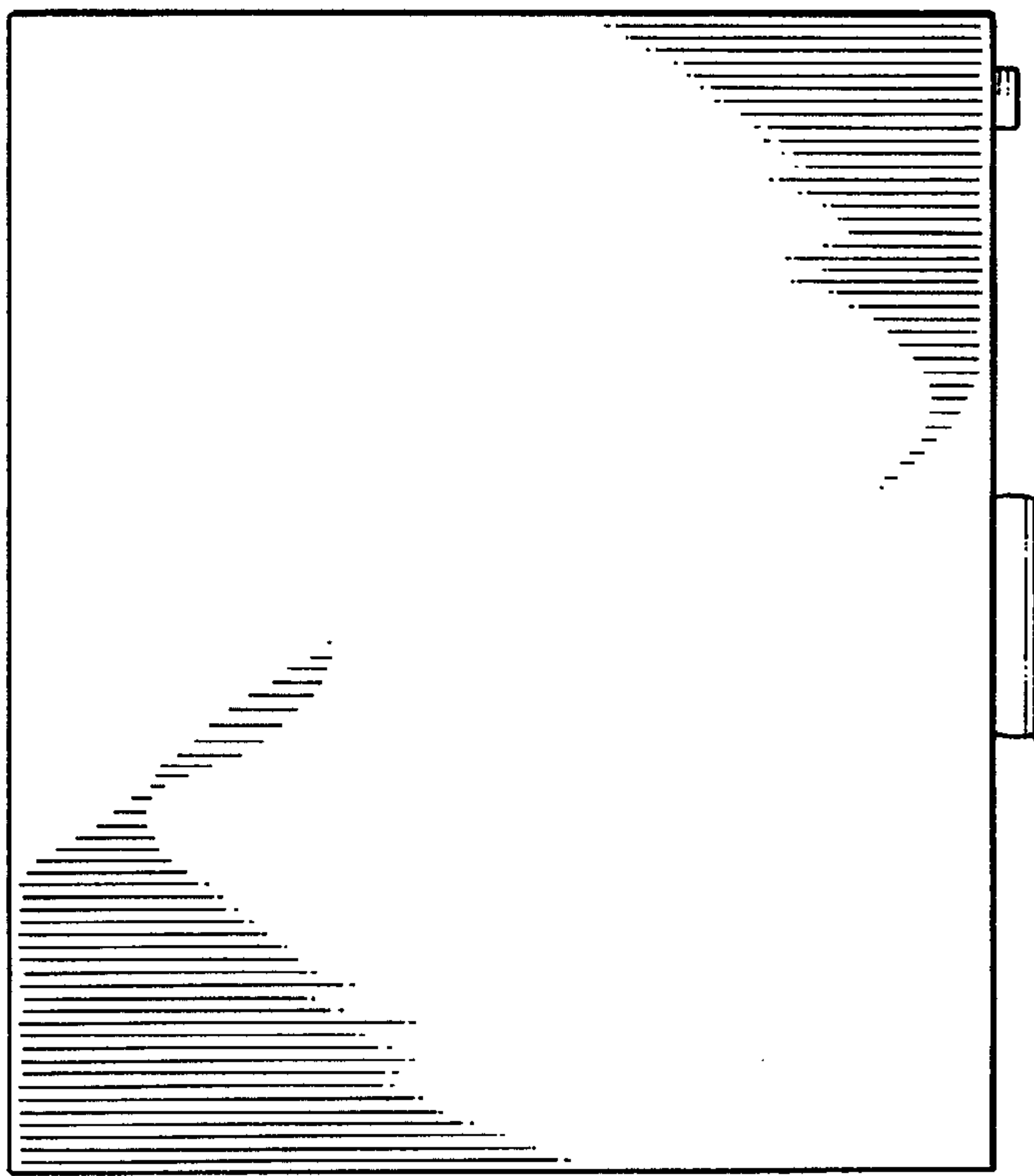


FIG. 4

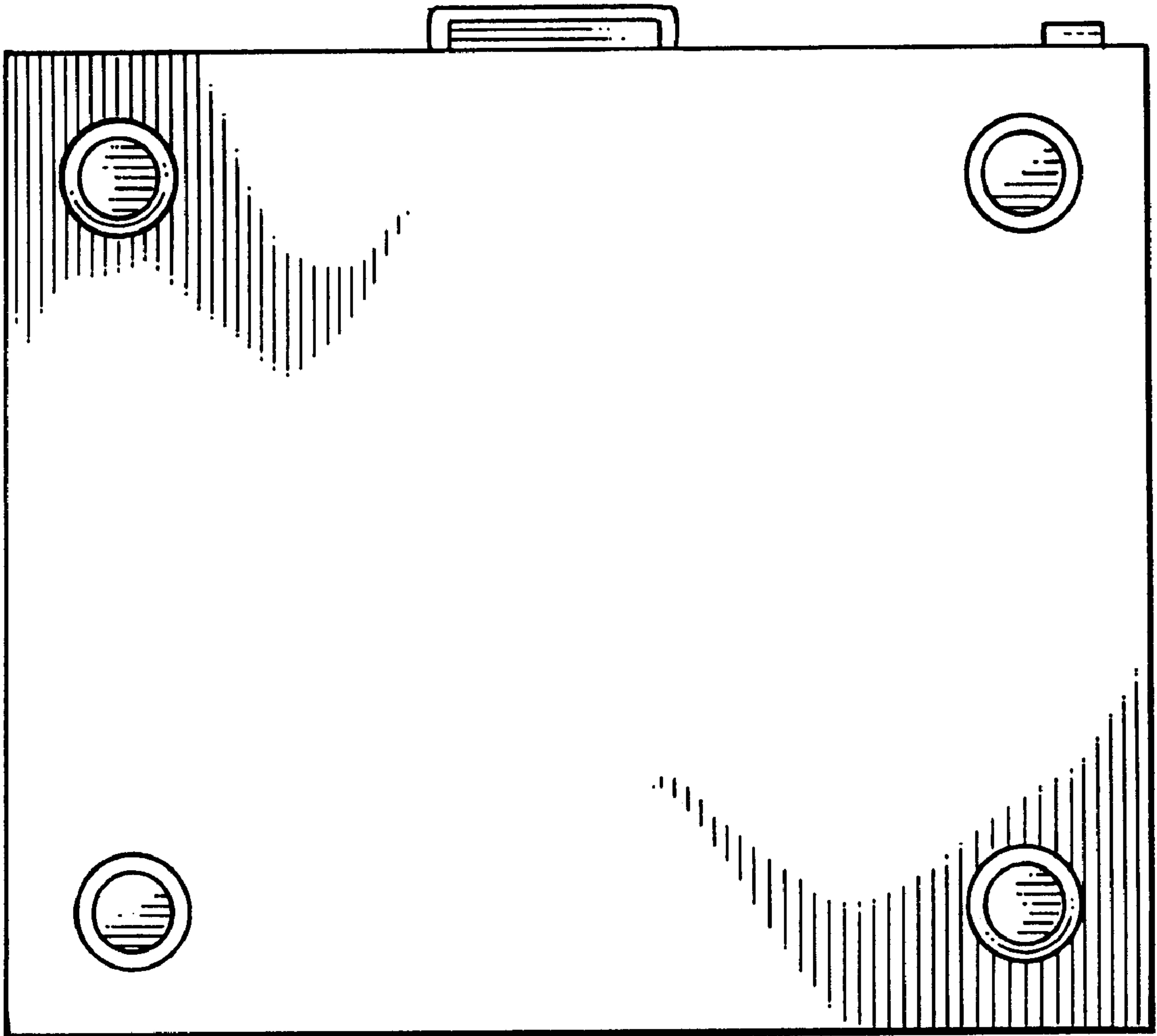


FIG. 6