



US00D456507S

(12) **United States Design Patent**
LeMarr et al.

(10) **Patent No.:** **US D456,507 S**

(45) **Date of Patent:** **** Apr. 30, 2002**

(54) **NEBULIZER VIALS**

(76) Inventors: **Stephen Todd LeMarr**, 1001 Drinnon Dr.; **Gerald Stephen LeMarr**, 2462 Rosemead Dr., both of Morristown, TN (US) 37814; **Kristopher Michael Oakes**, 848 Shinbone Rd., Russellville, TN (US) 37840

(**) **Term:** **14 Years**

(21) **Appl. No.:** **29/145,364**

(22) **Filed:** **Jul. 20, 2001**

(51) **LOC (7) Cl.** **24-02**

(52) **U.S. Cl.** **D24/115**

(58) **Field of Search** D24/115, 117; D9/302, 344, 305, 443, 442, 306; 206/528, 530, 532, 534.1, 820, 484, 480, 484.2; 604/200, 212, 217; 222/541.1, 541.4, 541.6, 541.9, 92, 94, 206, 212; 215/48, 49, 46

(56) **References Cited**

U.S. PATENT DOCUMENTS

3,917,120	A	*	11/1975	Larenz et al.	222/541.1
3,993,223	A		11/1976	Welker, III et al.	222/107
4,052,986	A	*	10/1977	Scaife	604/204
D263,118	S		2/1982	Weckman	D9/341
4,502,616	A		3/1985	Meierhoefer	222/215
4,512,475	A		4/1985	Federighi	206/484
D282,348	S		1/1986	Federighi	D9/341
4,566,613	A		1/1986	Anscomb	222/541
D289,200	S		4/1987	Newell	D24/56
4,758,230	A		7/1988	Rycroft	604/118
4,792,060	A		12/1988	Brogli	222/107
D309,097	S		7/1990	Price	D9/341
4,951,822	A		8/1990	Fontana et al.	206/530

D314,135	S		1/1991	Newell et al.	D9/344
5,019,048	A		5/1991	Margolin	604/153
D328,026	S		7/1992	Stenstrom	D9/341
D329,976	S		10/1992	Newell et al.	D9/344
D330,160	S		10/1992	Umekawa	D9/341
D347,277	S		5/1994	Snedden	D24/115
D347,995	S		6/1994	Schurig	D9/306
D358,466	S		5/1995	Harris et al.	D24/115
D362,304	S		9/1995	Wilson et al.	D24/117
D362,390	S		9/1995	Weiler	D9/520
D375,352	S		11/1996	Bologna	D24/115
5,577,636	A		11/1996	Fukuoka et al.	222/94
5,901,865	A	*	5/1999	Weiler et al.	215/48
D412,834	S		8/1999	Benedict et al.	D9/302
5,944,206	A	*	8/1999	Culter et al.	215/48
D417,848	S		12/1999	Marshall	D9/503
D425,617	S		5/2000	Snedden	D24/115
6,101,791	A		8/2000	Louviere	53/467

* cited by examiner

Primary Examiner—Ian Simmons

(74) *Attorney, Agent, or Firm*—Miller & Martin LLP

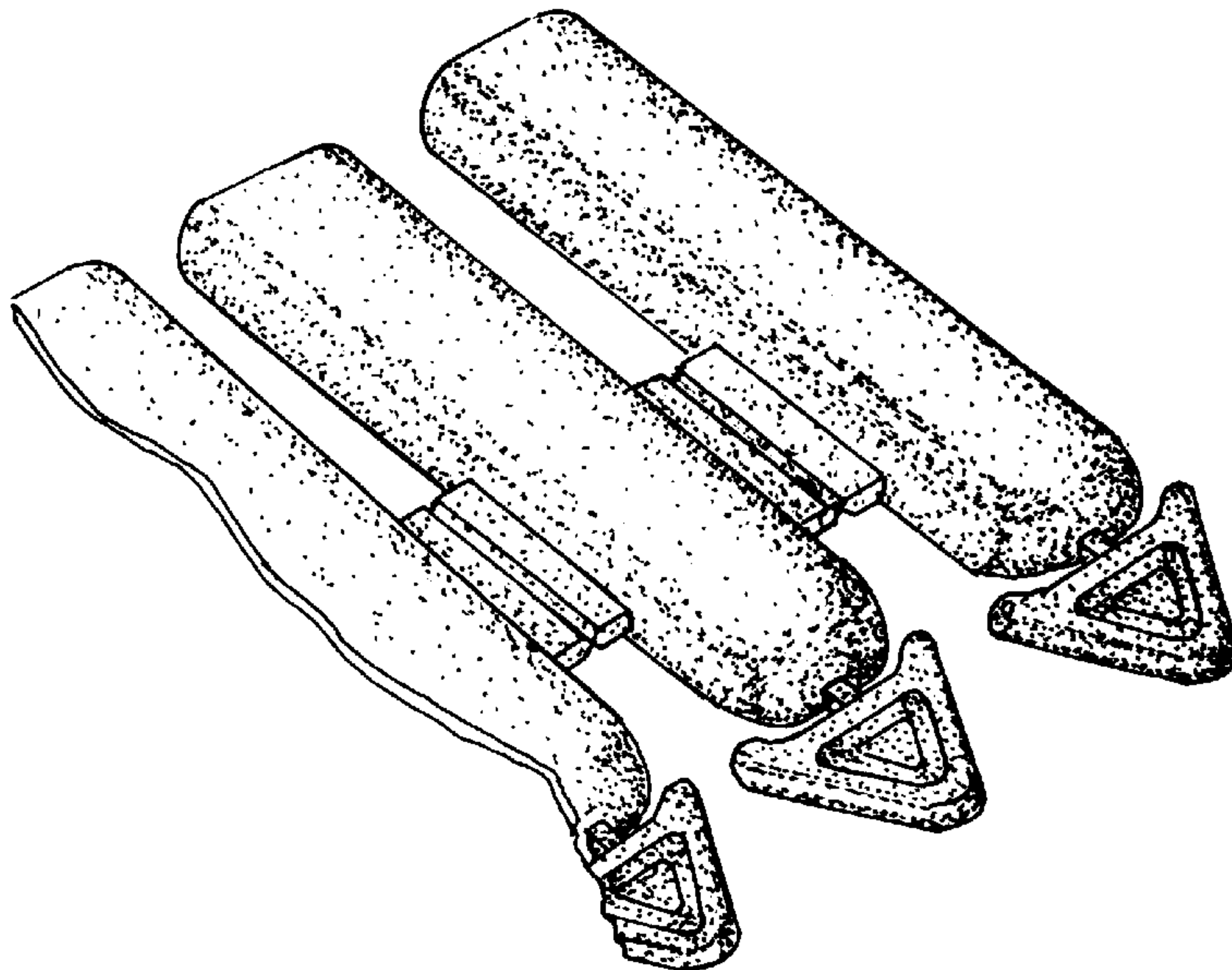
(57) **CLAIM**

The ornamental design for nebulizer vials, as shown and described.

DESCRIPTION

FIG. 1 is an upper left fragmentary perspective view of a nebulizer vials showing our new design;
FIG. 2 is a top plan view thereof, the bottom plan view being similar thereto;
FIG. 3 is a right side elevational view thereof;
FIG. 4 is a front elevational view thereof; and,
FIG. 5 is a back elevational view thereof.

1 Claim, 2 Drawing Sheets



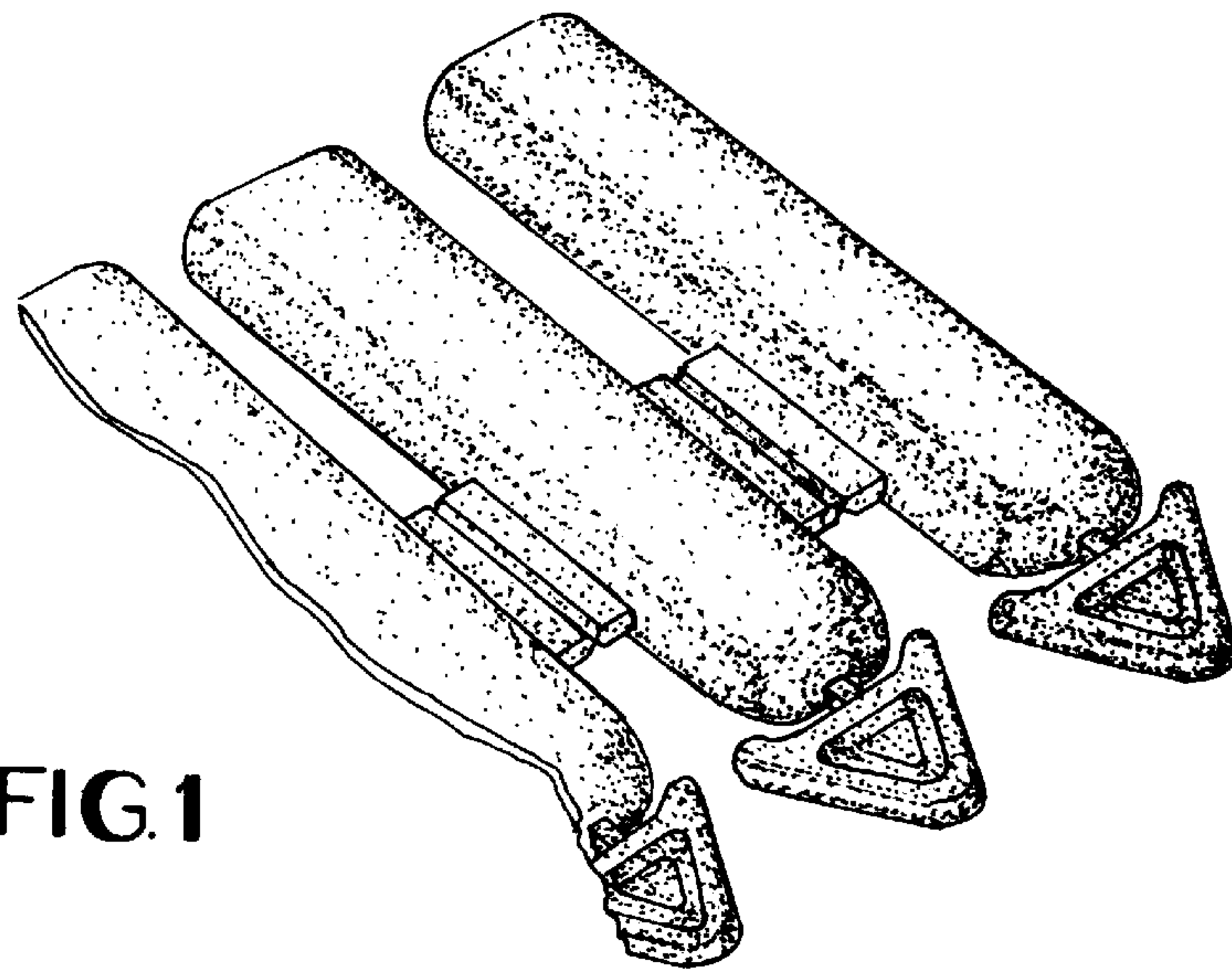


FIG. 1

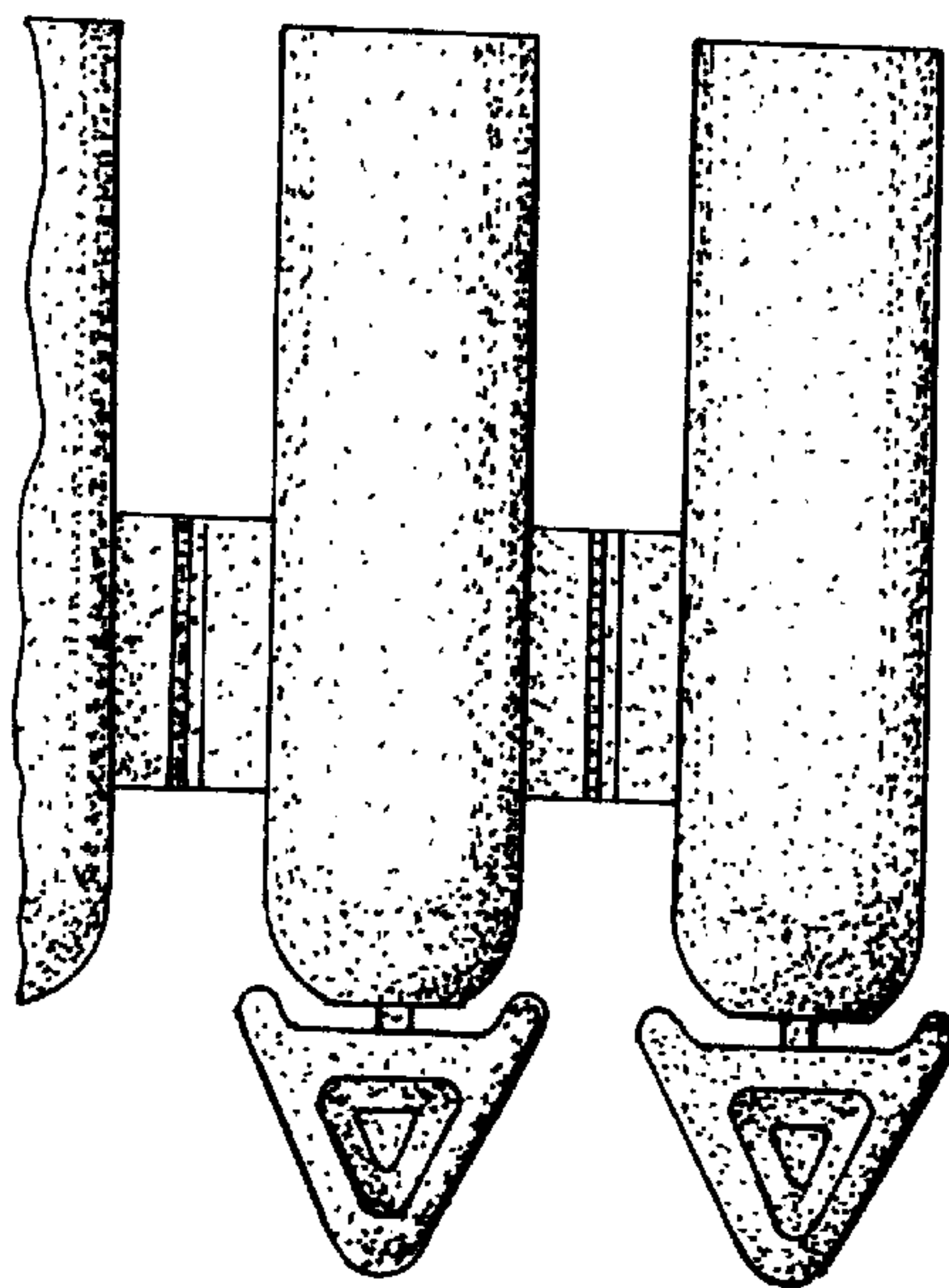


FIG. 2




FIG. 3

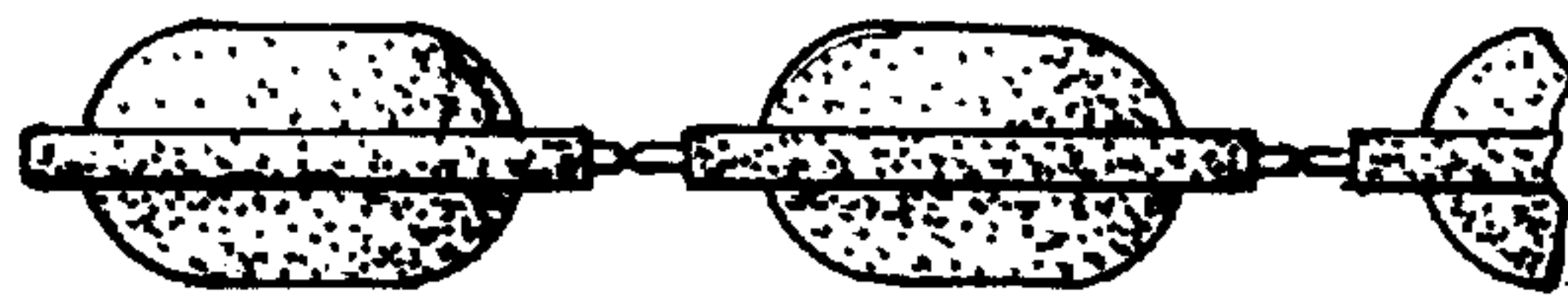


FIG. 4

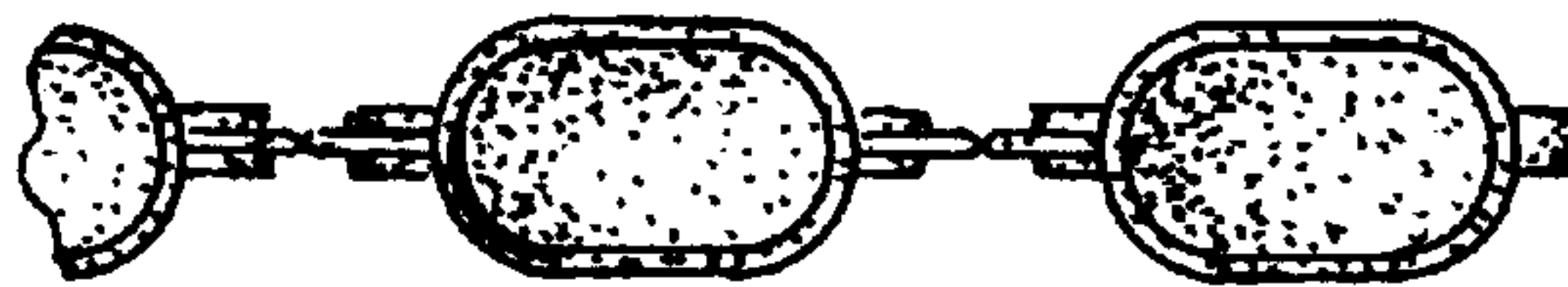


FIG. 5