



US00D456505S

(12) **United States Design Patent**
Wolf et al.

(10) **Patent No.: US D456,505 S**

(45) **Date of Patent: ** Apr. 30, 2002**

(54) **GRILL PATTERN ON AIR FILTER INLET**

5,906,203 A 5/1999 Klockseth et al.
6,176,239 B1 * 1/2001 Grove et al. 128/206.24

(75) Inventors: **Jon R. Wolf**, Woodbury; **Paul K. Johnson**, St. Paul; **Brian S. McGinley**, Woodbury, all of MN (US); **David M. Castiglione**, Hudson, WI (US); **Benjamin J. Cullen**, London; **Raymond Odell**, Brookmans Park, both of (GB)

FOREIGN PATENT DOCUMENTS

DE	3818295 A1	7/1989
EP	0 108 560 A1	5/1984
EP	0 164 946 A2	12/1985
EP	0 078 110 B1	5/1986
EP	0 352 938 B1	10/1993
FR	572847	6/1924
WO	WO 83/00632	3/1983
WO	WO 96/29116	9/1996

(73) Assignee: **3M Innovative Properties Company**, St. Paul, MN (US)

OTHER PUBLICATIONS

Lab Safety Supply "MSA Ultra Elite" Full face respirator p. 296 @1999.*

Domestic Preparedness—Powered Air Protection for First Responders C420 Mil-Spec PAPR; SCOTT a Scott Technologies Company (dated Sep. 1999) (a four page brochure).

* cited by examiner

Primary Examiner—Ian Simmons

(74) *Attorney, Agent, or Firm*—Micheale A. Hakamaki

(**) Term: **14 Years**

(21) Appl. No.: **29/127,308**

(22) Filed: **Aug. 3, 2000**

(51) **LOC (7) Cl.** **29-02**

(52) **U.S. Cl.** **D24/110.1; D24/110.2; D24/110.3**

(58) **Field of Search** D24/110.1, 110.2, D24/110, 110.3, 164, 162; D23/390, 382, 365; D25/53, 36; 55/DIG. 33; 128/206.15, 206.16, 206.17, 206.28, 206.21, 206.12, 205.24, 205.25, 205.27, 205.29, 205.12, 203.29, 201.17, 201.22, 201.25

CLAIM

The ornamental design for a grill pattern on an air filter inlet, as shown and described.

(56) **References Cited**

U.S. PATENT DOCUMENTS

2,021,086 A	*	11/1935	Oskamp	D23/390
2,642,061 A		6/1953	Boyer		
4,088,461 A		5/1978	Brauer		
4,549,543 A	*	10/1985	Moon	128/206.12
4,756,308 A	*	7/1988	Ryback	128/201.19
4,971,052 A		11/1990	Edwards		
5,036,844 A		8/1991	Pouchot et al.		
D352,551 S	*	11/1994	Andersson	D23/365
D408,907 S	*	4/1999	Moreno	D25/53

DESCRIPTION

FIG. 1 is a perspective view of a grill pattern on an air filter inlet showing our new design.

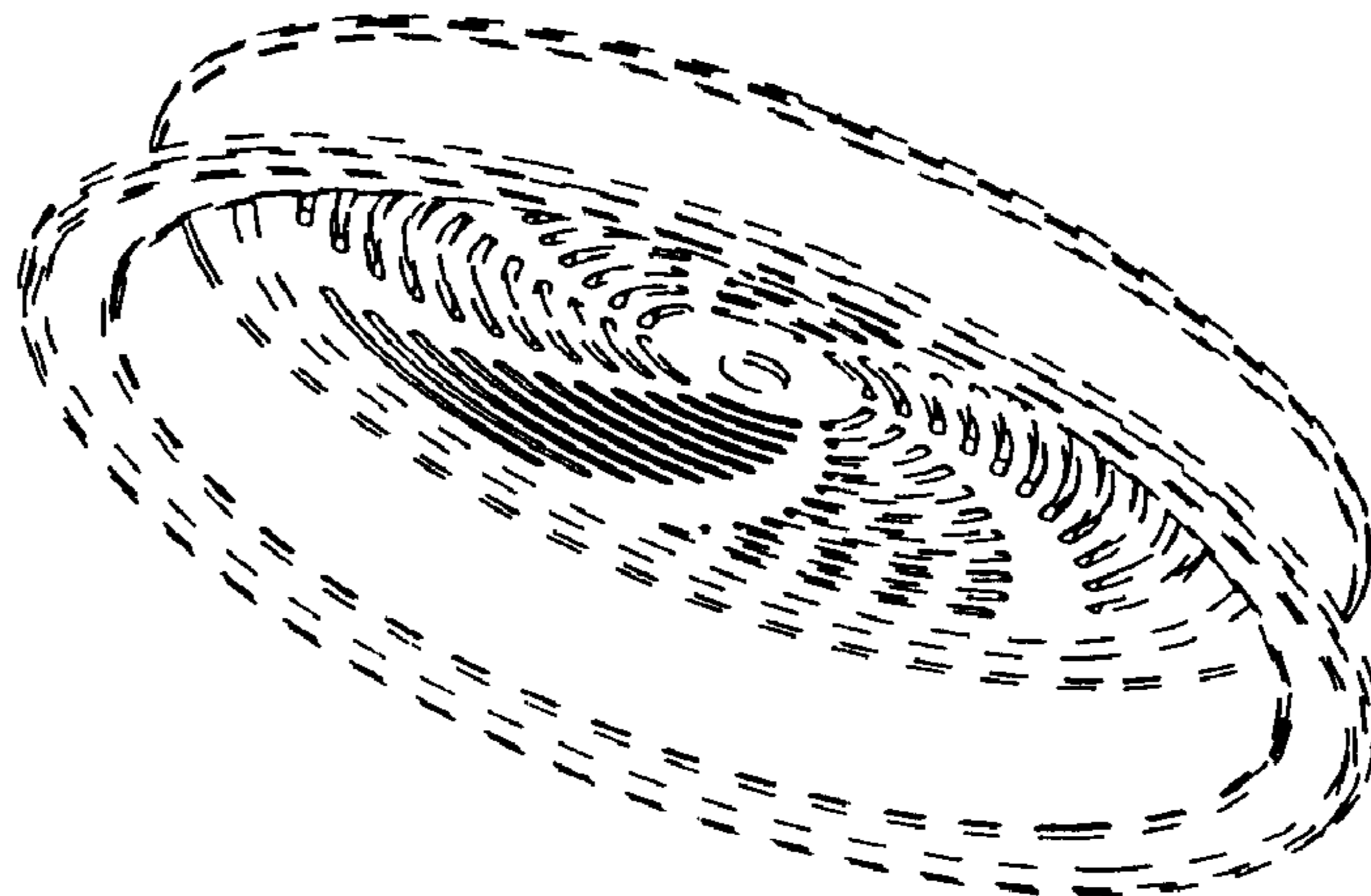
FIG. 2 is a front view thereof.

FIG. 3 is a rear view thereof; and,

FIG. 4 is a side view thereof, all other side views being the same.

The broken line showing forms no part of the claimed design.

1 Claim, 3 Drawing Sheets



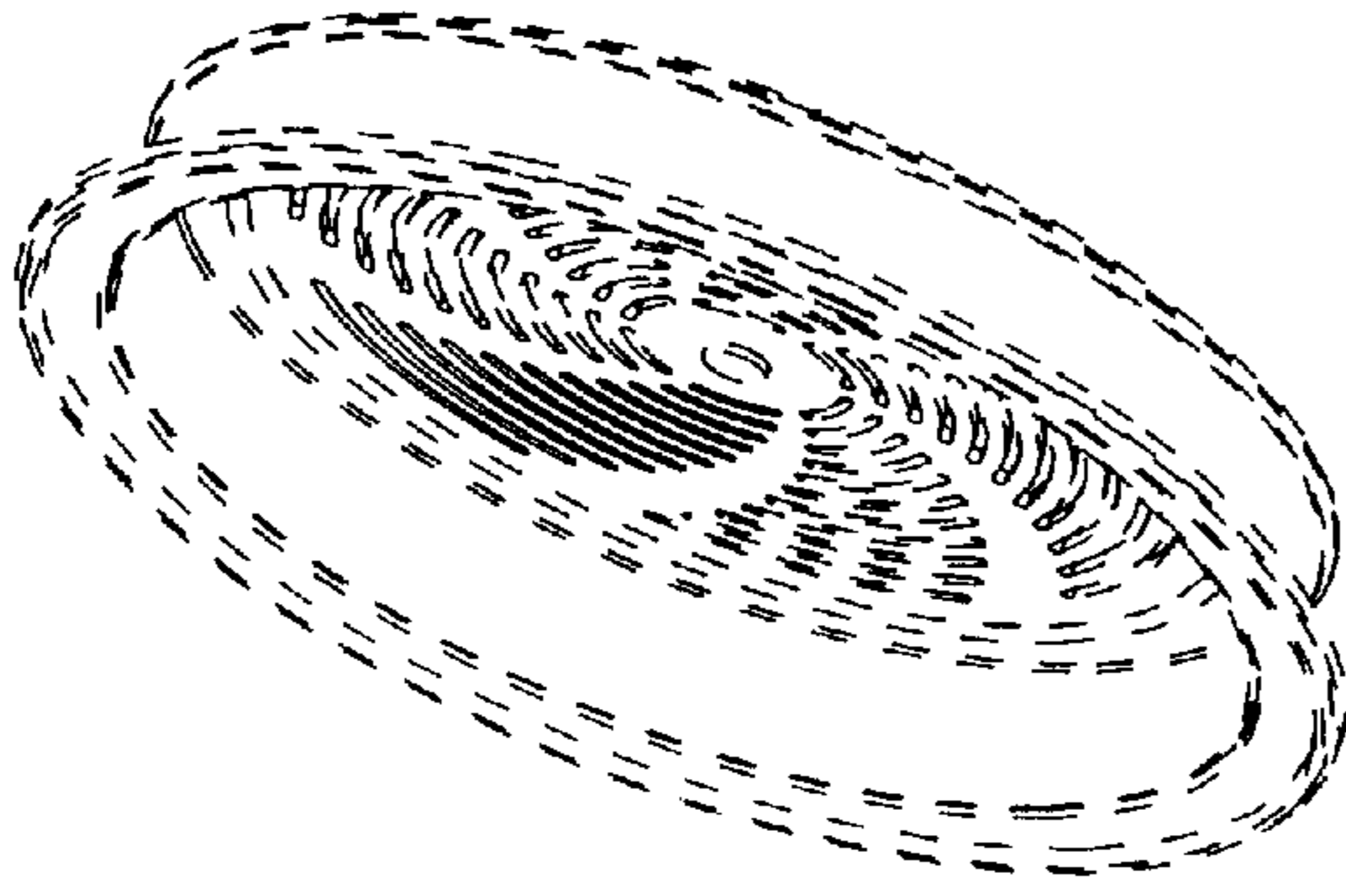


Fig. 1




Fig. 4




Fig. 2




Fig. 3