



US00D456496S

(12) **United States Design Patent**  
**Warshawsky**

(10) **Patent No.:** **US D456,496 S**

(45) **Date of Patent:** **\*\* Apr. 30, 2002**

(54) **CURVED ADJUSTABLE HEIGHT SHOWER ASSEMBLY**

(75) Inventor: **Jerome Warshawsky**, Hewlett Harbor, NY (US)

(73) Assignee: **I. W. Industries, Inc.**, Melville, NY (US)

(\*\*) Term: **14 Years**

(21) Appl. No.: **29/140,927**

(22) Filed: **Apr. 26, 2001**

(51) **LOC (7) Cl.** ..... **23-02**

(52) **U.S. Cl.** ..... **D23/283**

(58) **Field of Search** ..... D23/275, 283, D23/304, 228, 229; 4/567-568, 570, 596, 597, 615; 248/125.1

(56) **References Cited**

**U.S. PATENT DOCUMENTS**

425,702 A	*	4/1890	Schopfstadt	.....	4/615
D171,575 S	*	3/1954	Bergh, Jr.	.....	D23/283
D184,925 S	*	4/1959	Friend	.....	D23/283
D445,172 S	*	7/2001	Slothower	.....	D23/304

\* cited by examiner

*Primary Examiner*—Louis S. Zarfes  
*Assistant Examiner*—Robert A. Delehanty  
(74) *Attorney, Agent, or Firm*—Alfred M. Walker

(57) **CLAIM**

The ornamental design for a curved adjustable height shower assembly, as shown and described.

**DESCRIPTION**

FIG. 1 is a rear perspective view of my design for a curved adjustable height shower assembly shown in a lowered position of use;

FIG. 2 is a rear elevational view thereof, shown in an elevated position of use;

FIG. 3 is a front elevational view thereof, shown in an elevated position of use;

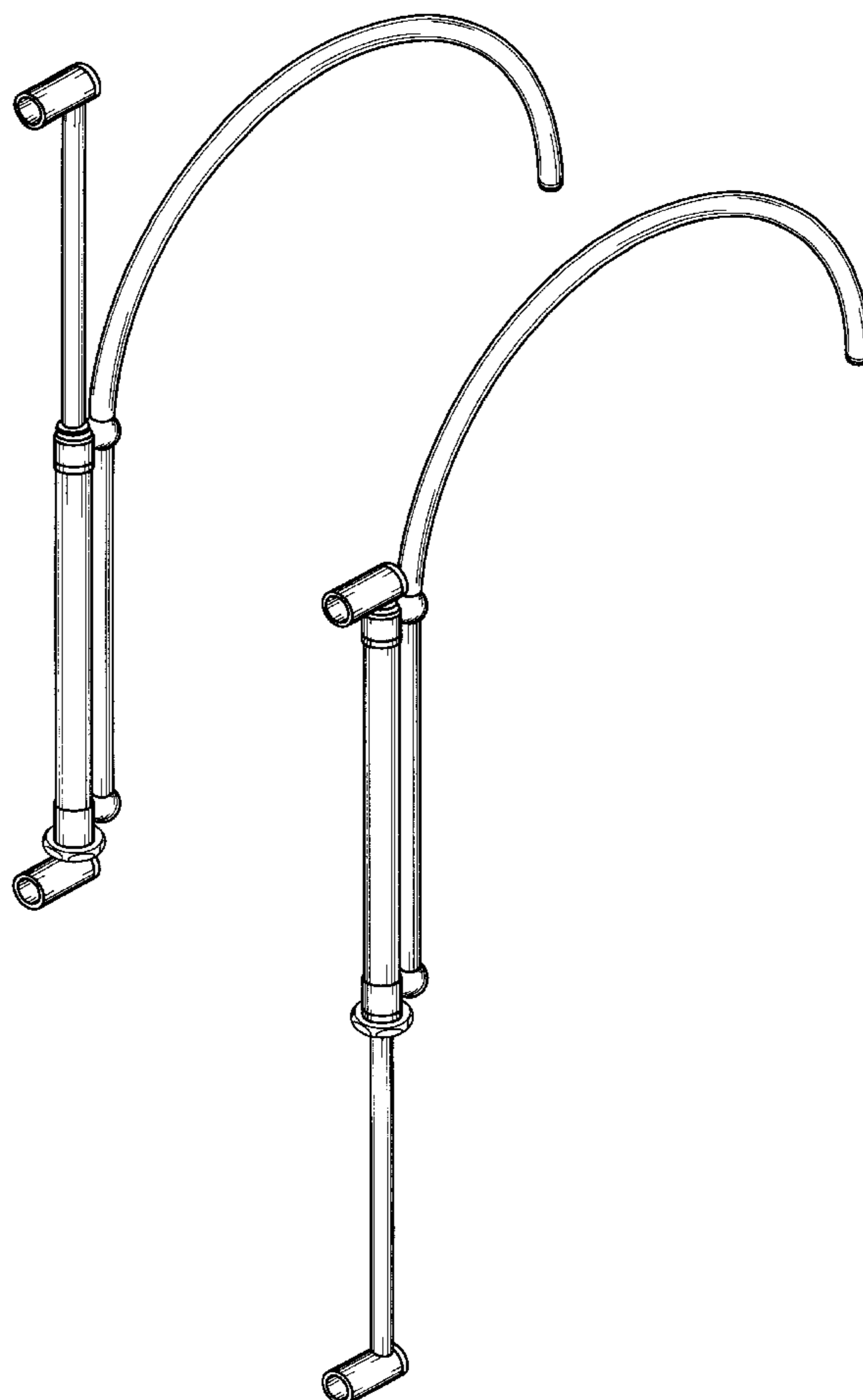
FIG. 4 is a left side elevational view thereof, shown in an elevated position of use;

FIG. 5 is a bottom view thereof;

FIG. 6 is a top plan view thereof; and,

FIG. 7 is a rear perspective view thereof, shown in an elevated position of use.

**1 Claim, 4 Drawing Sheets**



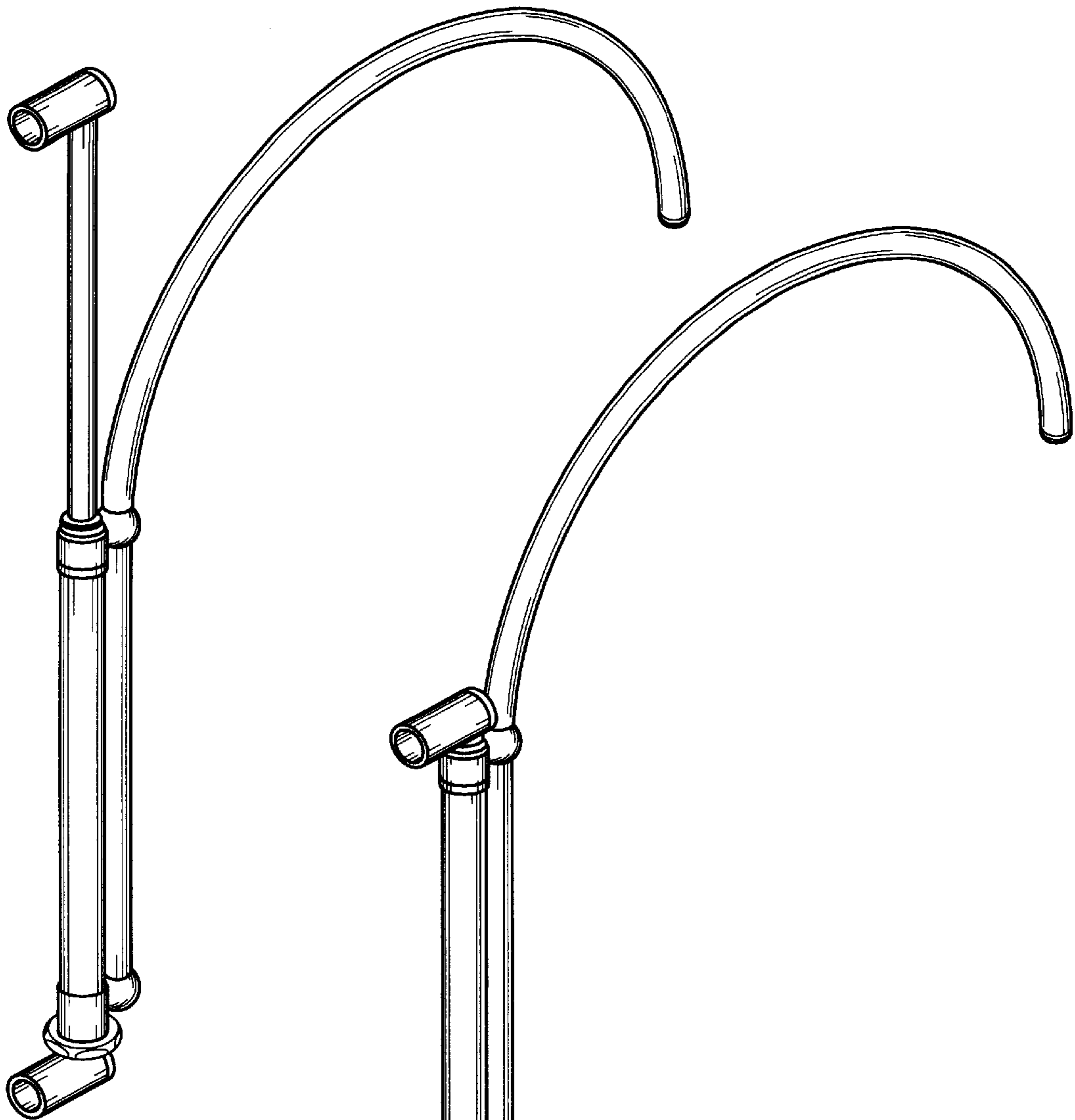


FIG. 1

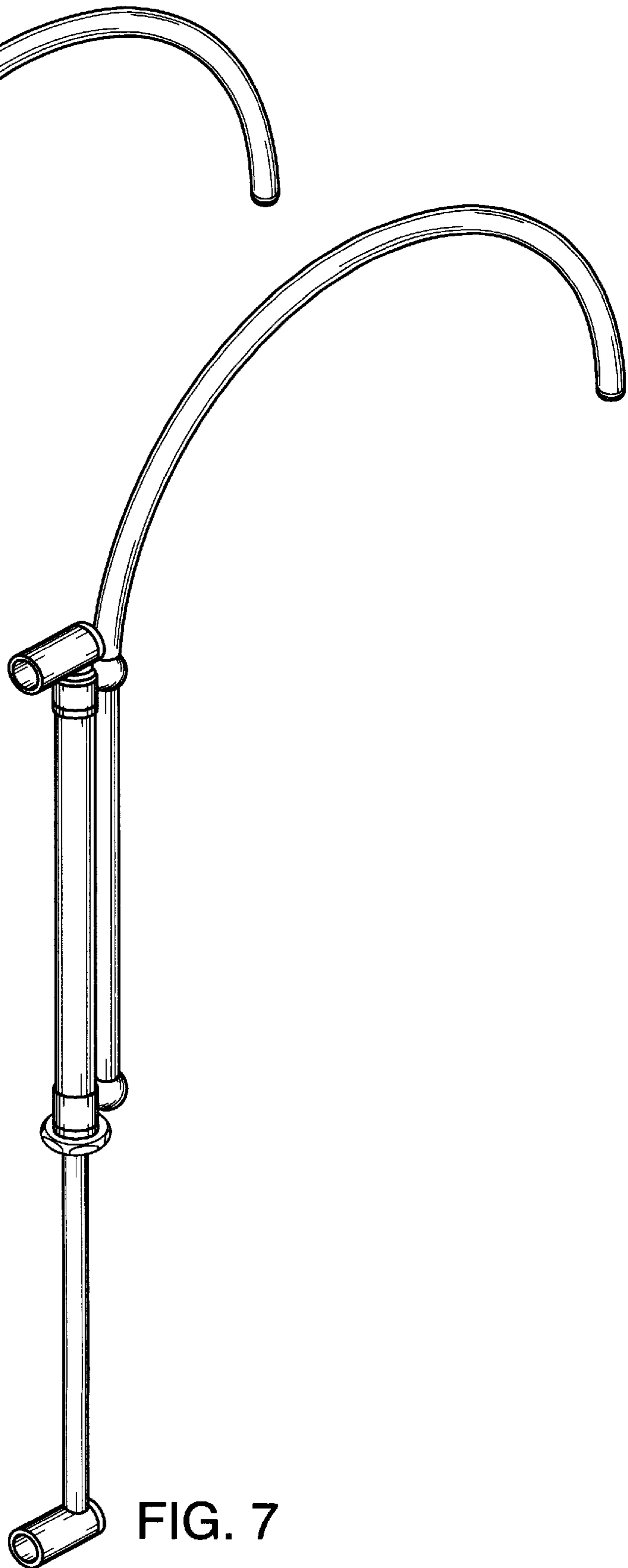


FIG. 7

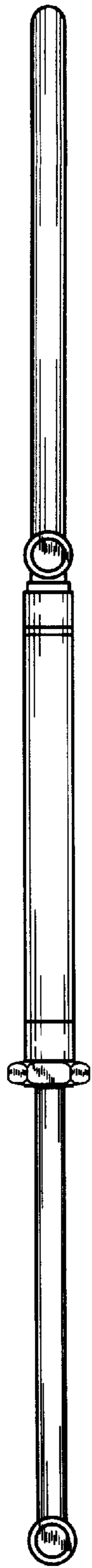


FIG. 2



FIG. 3

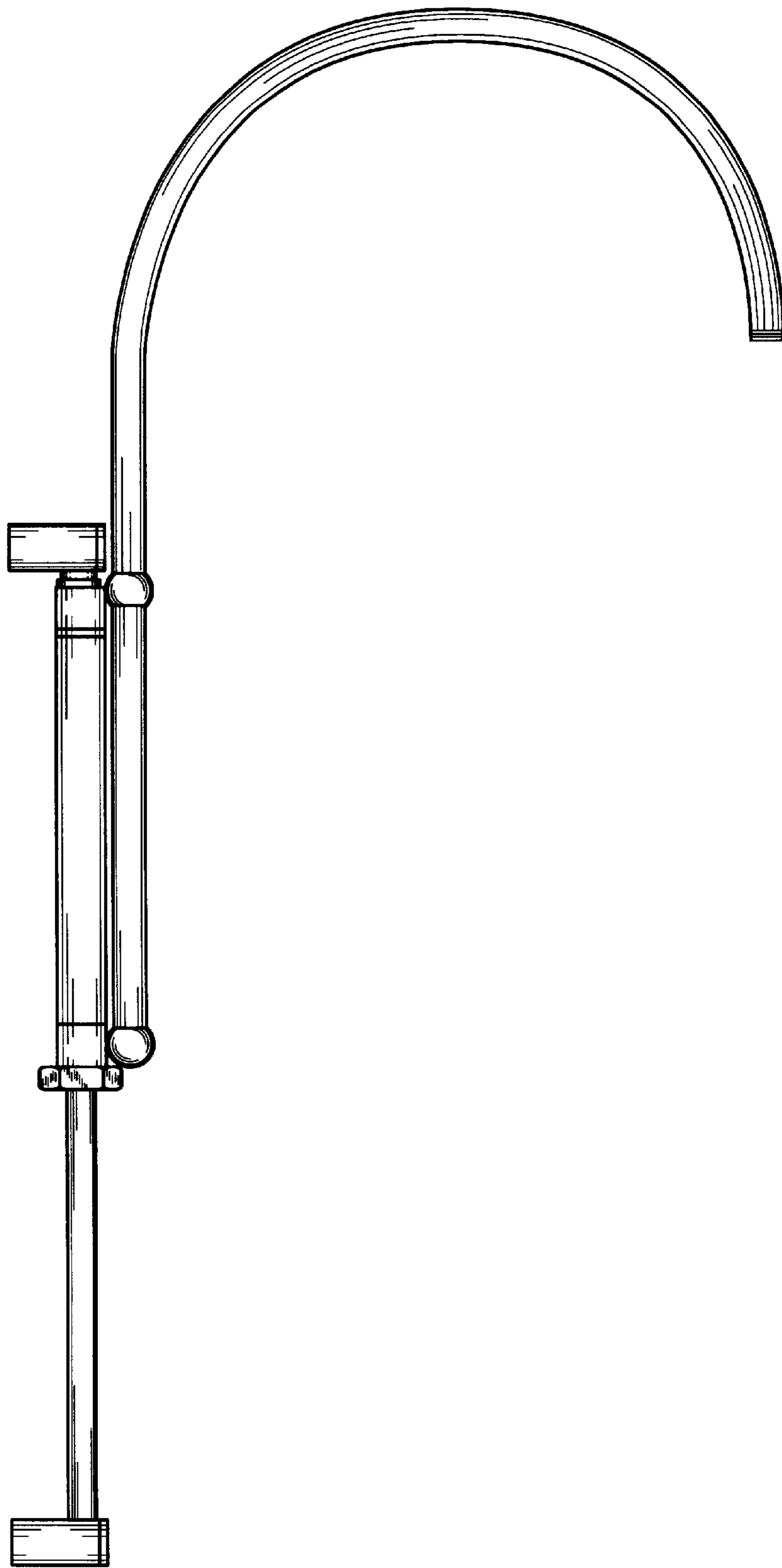


FIG. 4

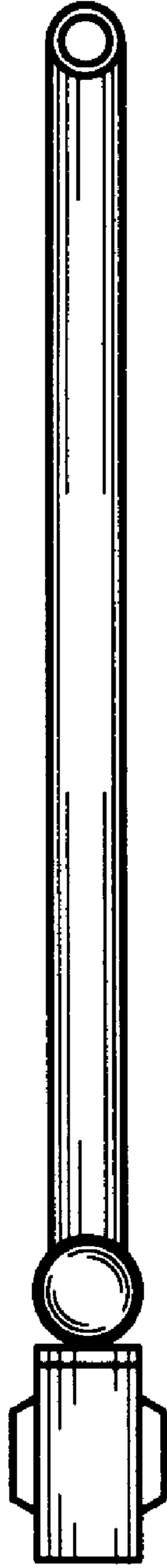


FIG. 5



FIG. 6