



US00D456491S

(12) **United States Design Patent**  
**Hoffmann**

(10) **Patent No.:** **US D456,491 S**

(45) **Date of Patent:** **\*\* Apr. 30, 2002**

(54) **SPRINKLER**

(75) Inventor: **Matthew C. Hoffmann**, Ann Arbor, MI (US)

(73) Assignee: **Bird Brain, Inc.**, Ypsilanti, MI (US)

(\*\*) Term: **14 Years**

(21) Appl. No.: **29/142,241**

(22) Filed: **May 22, 2001**

**Related U.S. Application Data**

(63) Continuation of application No. 29/126,404, filed on Jul. 14, 2000, now abandoned.

(51) **LOC (7) Cl.** ..... **23-01**

(52) **U.S. Cl.** ..... **D23/214**

(58) **Field of Search** ..... D23/213, 215;  
239/211, 567, 556, 557

(56) **References Cited**

**U.S. PATENT DOCUMENTS**

D225,328 S	*	12/1972	Margrill	.....	D23/214
D412,735 S	*	8/1999	Gleason	.....	D23/214
D423,640 S	*	4/2000	Stokes et al.	.....	D23/214
D424,159 S	*	5/2000	Boccarossa et al.	.....	D23/214

**OTHER PUBLICATIONS**

Nature's Interior Fountains, "Nature's Interior Fountains Water Loops" Advertisement, 1998, U.S. (2 pages).

FOXTROT #720, Sculpture embodied in sprinkler design; 1998; Courtney A. King, author.

\* cited by examiner

*Primary Examiner*—Robin V. Taylor

(74) *Attorney, Agent, or Firm*—Young & Basile, P.C.

(57) **CLAIM**

The ornamental design for a sprinkle, as shown and described.

**DESCRIPTION**

FIG. 1 is a front elevational view of a sprinkler according to the invention;

FIG. 2 is a left side elevational view of the sprinkler of FIG. 1, the right side elevational view being identical;

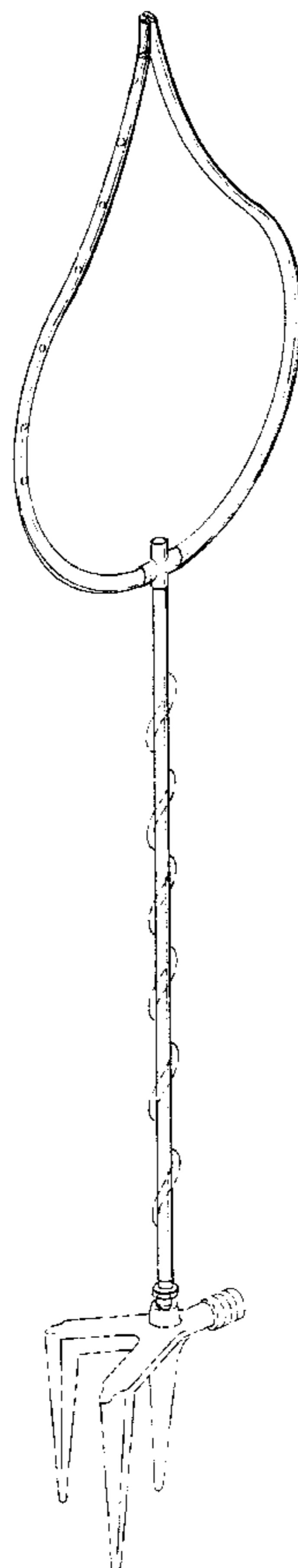
FIG. 3 is a top plan view of the sprinkler of FIG. 1;

FIG. 4 is a bottom plan view of the sprinkler of FIG. 1; and,

FIG. 5 is a perspective view of the sprinkler of FIG. 1.

The broken line showing is for illustrative purposes only and forms no part of the claimed design.

**1 Claim, 2 Drawing Sheets**



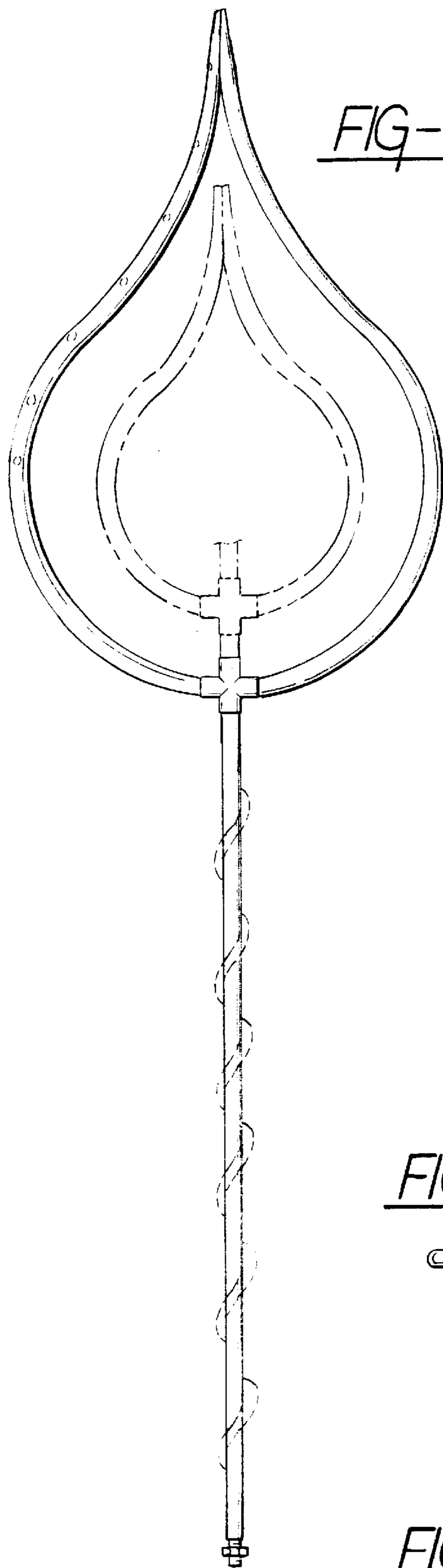


FIG-1

FIG-2



FIG-3



FIG-4



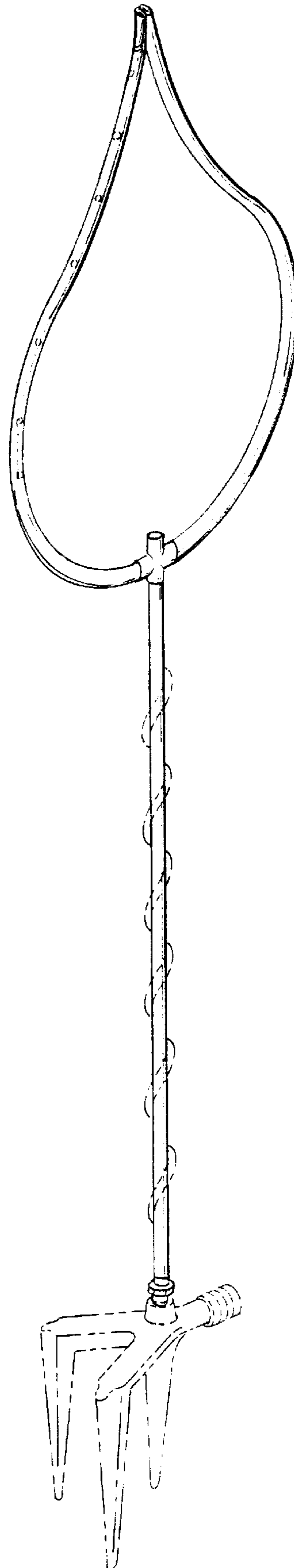


FIG-5