



US00D456476S

(12) **United States Design Patent**
Tate

(10) **Patent No.:** **US D456,476 S**

(45) **Date of Patent:** **** Apr. 30, 2002**

(54) **GOLF BALL MARKER**

(76) Inventor: **John R. Tate**, 11621 Markon Dr.,
Garden Grove, CA (US) 92841

(**) Term: **14 Years**

(21) Appl. No.: **29/143,837**

(22) Filed: **Jun. 20, 2001**

Related U.S. Application Data

(62) Division of application No. 29/132,968, filed on Nov. 20,
2000, now Pat. No. Des. 446,837.

(51) **LOC (7) Cl.** **21-02**

(52) **U.S. Cl.** **D21/794**

(58) **Field of Search** D21/793, 794;
473/406, 285

(56) **References Cited**

U.S. PATENT DOCUMENTS

D176,779 S * 1/1956 Katz D11/77

5,569,103 A * 10/1996 Sihm 473/406

D378,904 S * 4/1997 Sciuto D11/66

D394,822 S * 6/1998 Swenson et al. D11/95

6,170,088 B1 * 1/2001 Tate 473/406

* cited by examiner

Primary Examiner—Mitchell Siegel

(74) *Attorney, Agent, or Firm*—Charles H. Thomas

(57) **CLAIM**

The ornamental design for a golf ball marker, as shown and
described.

DESCRIPTION

FIG. 1 is a top plan view of a golf ball marker showing my
new design;

FIG. 2 is a bottom plan view thereof;

FIG. 3 is a right-side elevational view thereof;

FIG. 4 is a left-side elevational view thereof;

FIG. 5 is a rear elevational view thereof; and,

FIG. 6 is a front elevational view thereof.

1 Claim, 1 Drawing Sheet

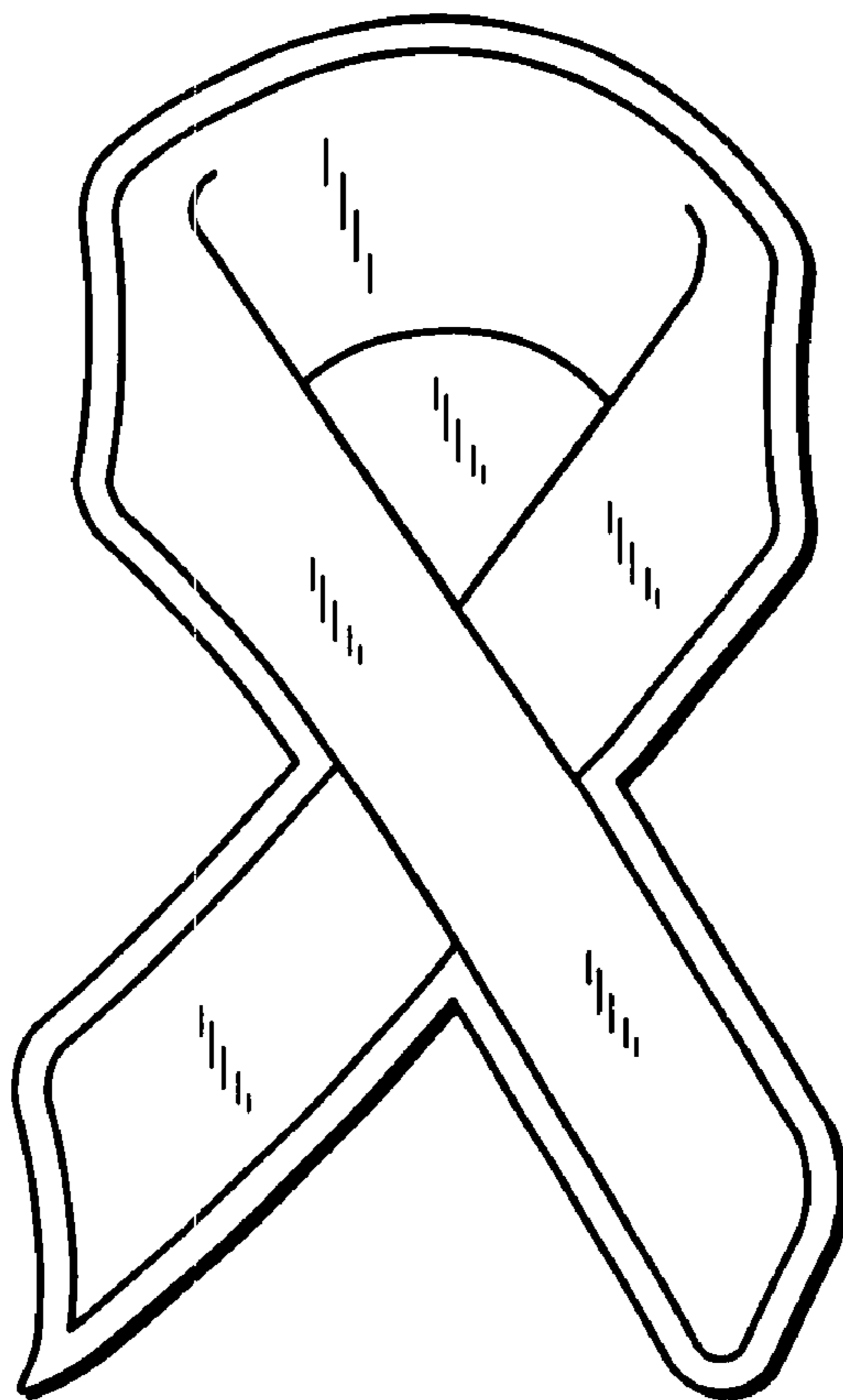


FIG. 1

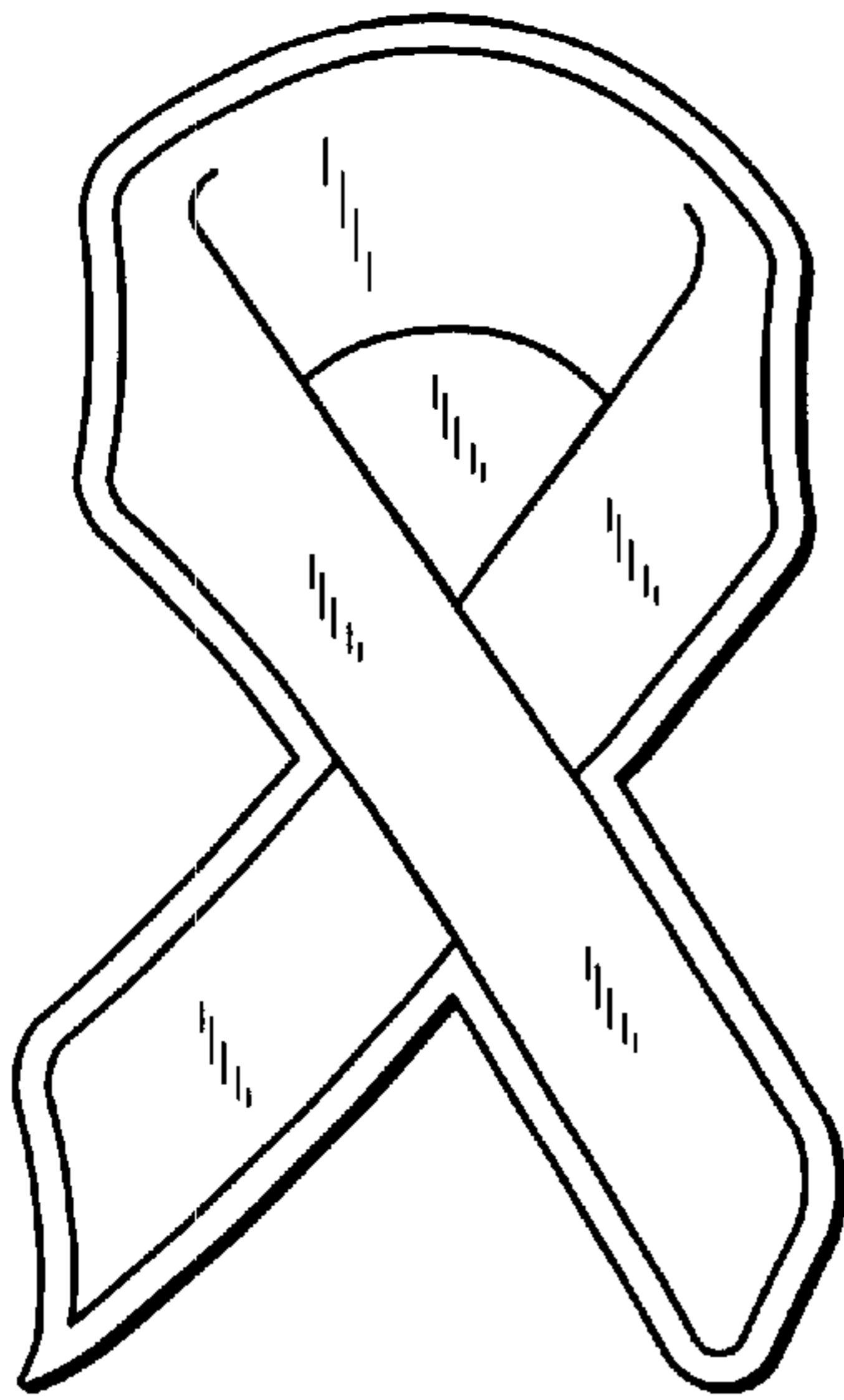


FIG. 2

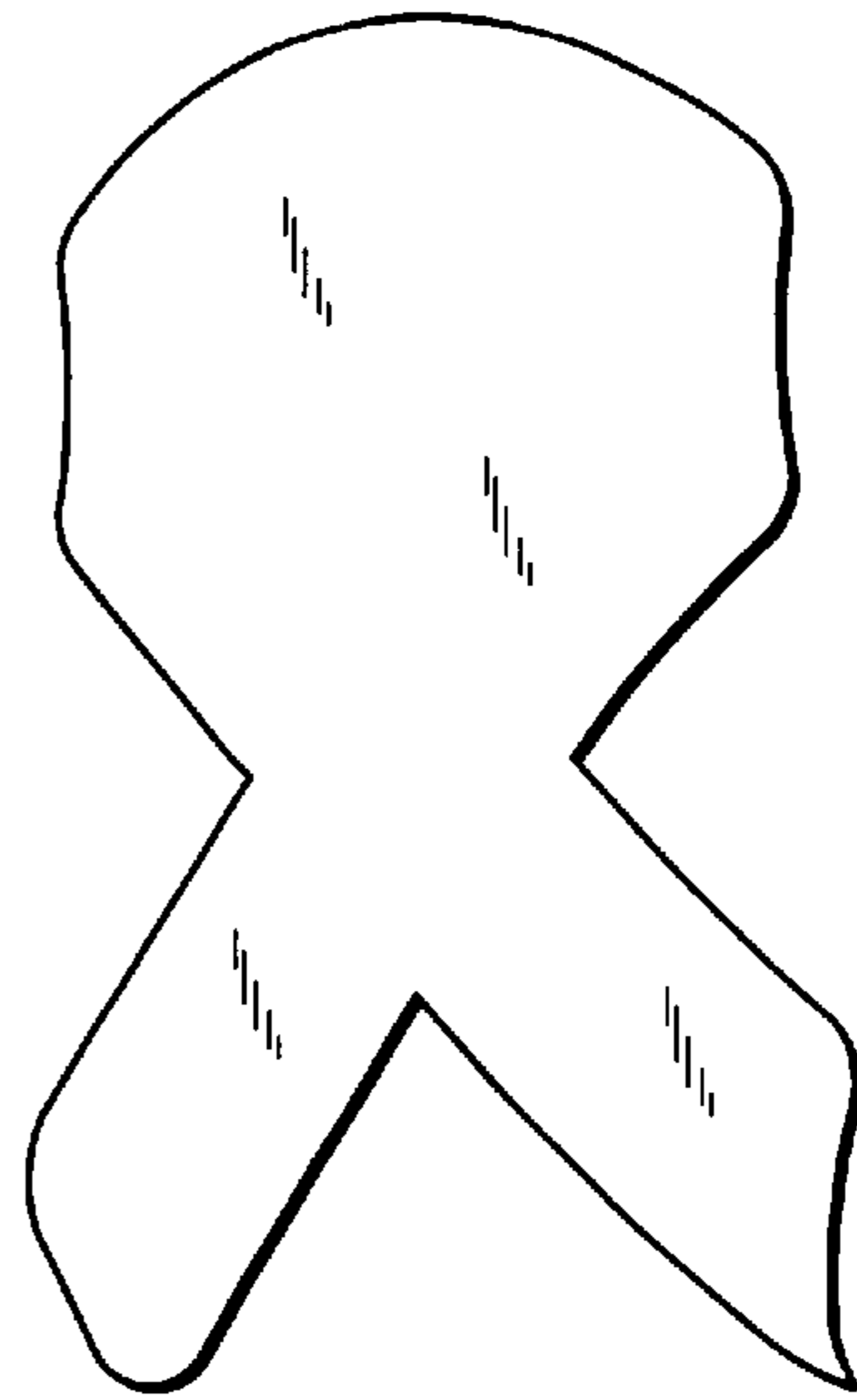


FIG. 3



FIG. 4

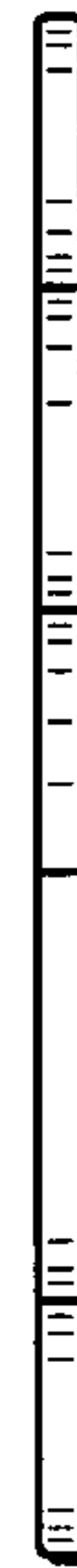


FIG. 5



FIG. 6

