



US00D456457S

(12) **United States Design Patent** (10) **Patent No.:** **US D456,457 S**
Hedrick et al. (45) **Date of Patent:** **** Apr. 30, 2002**

(54) **DISPLAY AND MASK FOR A GAMING DEVICE**

(75) Inventors: **Joseph R. Hedrick; Jean P. Legras; Kehl T. LeSourd; Kirk A. Tedsen**, all of Reno, NV (US)

(73) Assignee: **IGT, Reno, NV (US)**

(*) Notice: This patent is subject to a terminal disclaimer.

(**) Term: **14 Years**

(21) Appl. No.: **29/131,076**

(22) Filed: **Oct. 12, 2000**

(51) **LOC (7) Cl.** **21-03**

(52) **U.S. Cl.** **D21/369**

(58) **Field of Search** D21/369, 370, D21/371, 324-329, 333, 385, 386; 273/148 B, 148 R, 138.1, 138.2, 278, 288, 143 R, 141 A, 142 B, 139, 459-461, 269; 463/16-22, 13, 29-35

(56) **References Cited**

U.S. PATENT DOCUMENTS

3,259,389 A * 7/1966 Blondell 463/17
D236,720 S * 9/1975 Baker D21/37

(List continued on next page.)

FOREIGN PATENT DOCUMENTS

DE M9409371 * 3/1995 273/143 R
EP 0426301 * 5/1991 273/148 R
EP 000443738 * 8/1991 273/148 R
JP 406304296 A * 11/1994 273/148 R

OTHER PUBLICATIONS

L.A.Slot Machine Co. Inc., Bally Gaming, Sigma Model B-9, Sep. 1997.*

L.A. Slot Machine Co. Inc., Bally Gaming, Royal Diamond and Jungle Treasure, Sep. 1997.*

Slot Machines published by Reno-Tahoe Specialty, Inc. in 1989.

Elvis Brochure published by IGT in 1999.

Totem Pole Brochure published by IGT in 1997.

Slotopoly Brochure published by IGT in 1998.

Wheel of Fortune Brochure published by IGT in 1999.

Mega Jackpots Brochure published by IGT in 1998.

Top Dollar Brochure published by IGT in 1998.

Keno Machine Picture published by IGT; date unknown.

Morph Game Pictures published by IGT on Sep. 12, 1999.

Primary Examiner—Prabhakar Deshmukh

(74) *Attorney, Agent, or Firm*—Bell, Boyd & Lloyd LLC

(57) **CLAIM**

The ornamental design for a display and mask for a gaming device, as shown and described.

DESCRIPTION

This application is related to the following commonly-owned co-pending design and utility patent applications: “Display and Mask for a Gaming Device,” Ser. No. 29/130,997, “Display and Mask for a Gaming Device,” Ser. No. 29/131,001, “Player Interface and Tray for a Gaming Device,” Ser. No. 29/130,983, “Tray for A Gaming Device,” Ser. No. 29/130,981, “Player Interface With Bolster for a Gaming Device,” Ser. No. 29/130,980, “Plate for Midsection of a Gaming Device,” Ser. No. 29/130,992, “Top Unit and Base for a Gaming Device,” Ser. No. 29/130,979, “Base for a Top Unit of a Gaming Device,” Ser. No. 29/130,982, “Gaming Device,” Ser. No. 29/130,996, and “Translucent Monitor Masks, Substrate and Apparatus for Removable Attachment to a Gaming Device Cabinet,” Ser. No. 09/686,243.

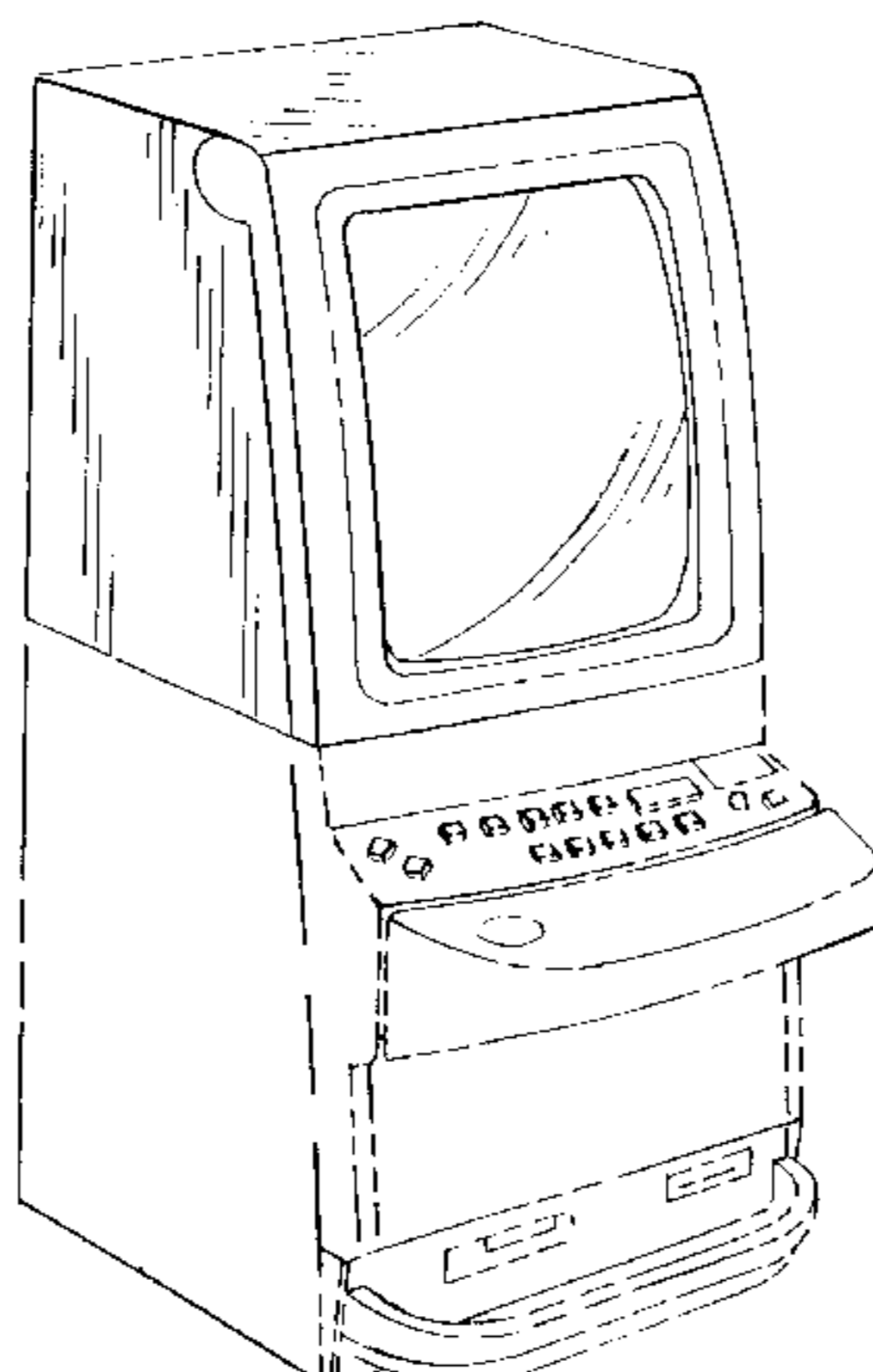
FIG. 1 is a front perspective view of a gaming device showing a display and masks of our new design, that portion of the gaming device shown in phantom is not part of the design sought to be patented and is provided for environmental purposes only;

FIG. 2 is a top plan view thereof;

FIG. 3 is a left side elevational view thereof, the right side being a mirror image thereof; and,

FIG. 4 is a front elevational view, showing the display and mask of our design.

1 Claim, 1 Drawing Sheet



US D456,457 S

Page 2

U.S. PATENT DOCUMENTS

D284,592 S	7/1986	Drews et al.		D404,436 S	1/1999	McGahn et al.
4,695,053 A	9/1987	Vazquez, Jr. et al.		D406,615 S	3/1999	Griswold et al.
D301,494 S *	6/1989	Gutknecht	D21/385	D412,347 S	7/1999	DeSimone et al.
4,991,848 A	2/1991	Greenwood et al.		D416,054 S	11/1999	McGahn et al.
D333,164 S *	2/1993	Kraft et al.	D21/325	5,984,781 A	11/1999	Sunaga
5,611,535 A	3/1997	Tiberio		6,012,982 A	1/2000	Piechowiak et al.
D383,802 S *	9/1997	Levy	D21/385	D421,277 S	2/2000	McGahn et al.
5,813,914 A *	9/1998	McKay et al.	463/20	6,056,642 A	5/2000	Bennett
5,820,460 A *	10/1998	Fulton	D21/369 X	6,102,798 A	8/2000	Bennett
D400,597 S	11/1998	Hedrick et al.		6,161,805 A	12/2000	Wells
D403,363 S	12/1998	McGahn et al.		6,168,522 B1	1/2001	Walker et al.
D404,084 S	1/1999	Hedrick et al.				

* cited by examiner

FIG. 1




FIG. 3

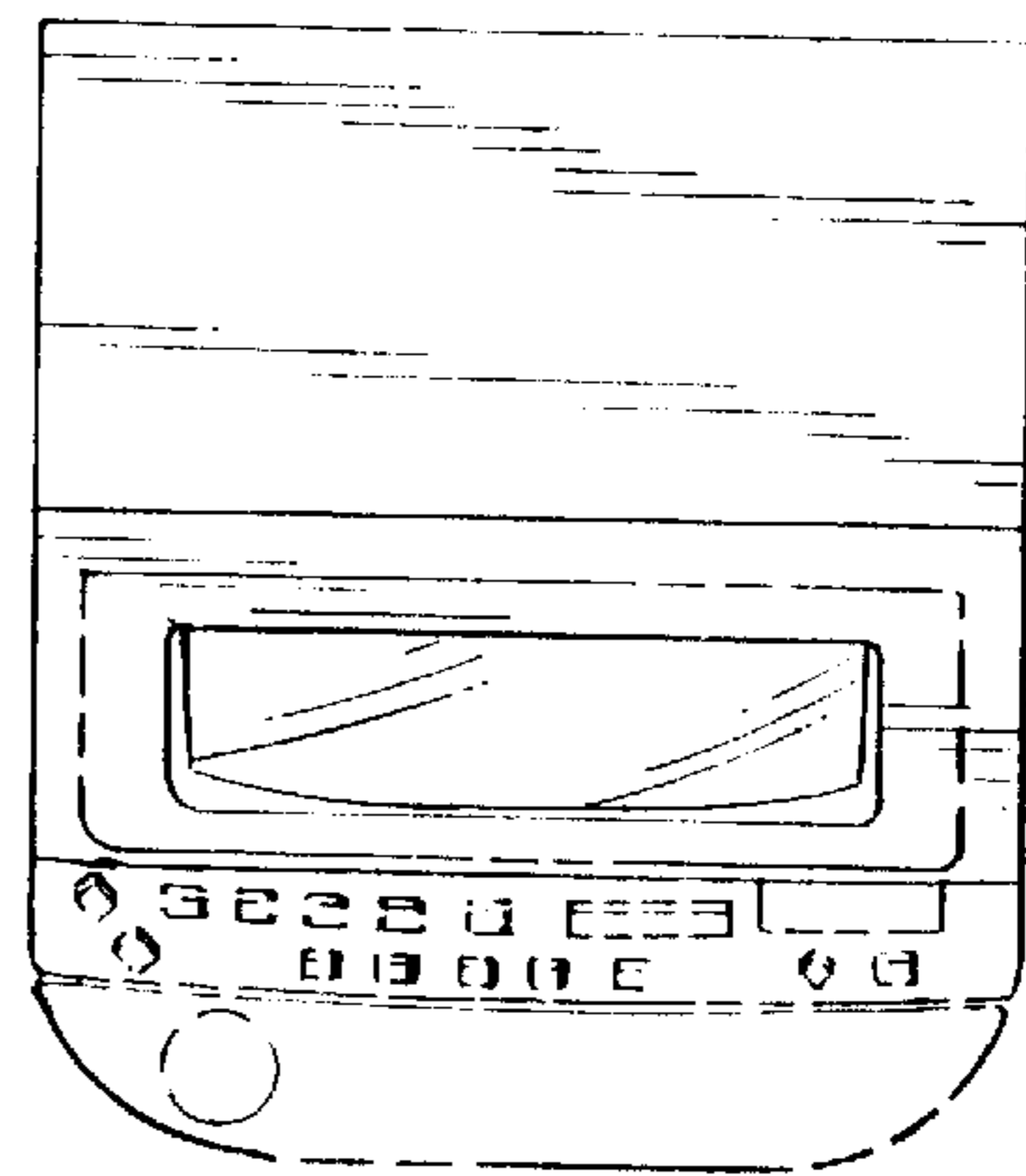


FIG. 2

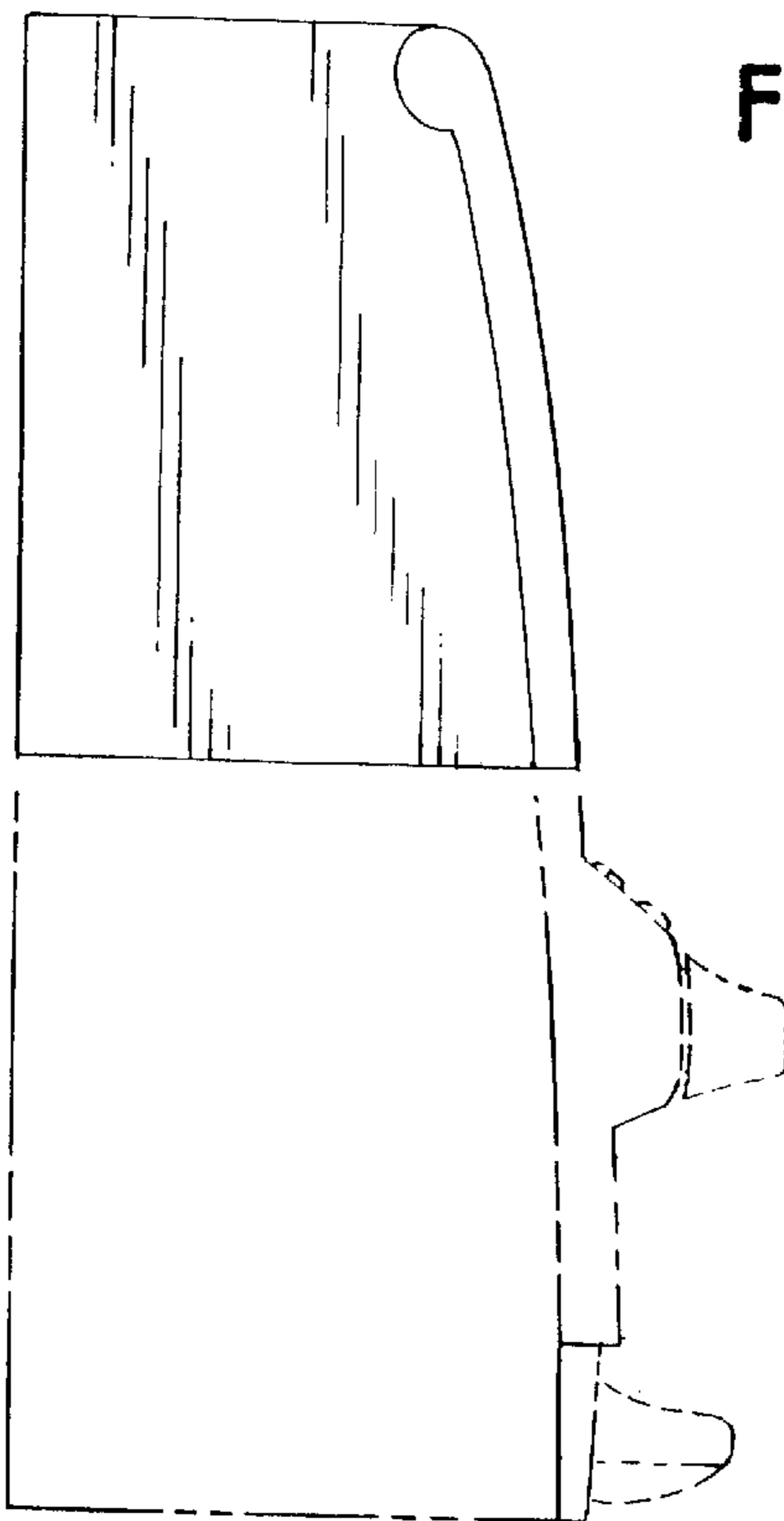


FIG. 4

