



US00D456454S

(12) **United States Design Patent**
Bond et al.

(10) **Patent No.:** **US D456,454 S**

(45) **Date of Patent:** **** Apr. 30, 2002**

(54) **TRAY**

D325,680 S * 4/1992 Kiiski D19/92
D327,295 S * 6/1992 Szablak D19/92

(75) Inventors: **Laura Bond**, West Hartford, CT (US);
Ryan Mimick, Coral Springs, FL (US)

OTHER PUBLICATIONS

(73) Assignee: **Levenger Company**, Delray Beach, FL (US)

Stacking File Trays, item number 6017, Peter Pepper Products catalog, p. 18.*

(**) Term: **14 Years**

* cited by examiner

(21) Appl. No.: **29/140,320**

Primary Examiner—Doris V. Coles

Assistant Examiner—Elizabeth A. Albert

(22) Filed: **Apr. 12, 2001**

(74) *Attorney, Agent, or Firm*—Akerman Senterfitt

(51) **LOC (7) Cl.** **19-02**

(52) **U.S. Cl.** **D19/92**

(58) **Field of Search** D3/304; D19/75,
D19/78, 86, 90, 91, 92, 99, 100, 65; 206/215,
425, 555, 557; 211/10, 11, 126.1, 126.2,
126.4, 126.5, 126.6, 126.7; 281/44

(57) **CLAIM**

The ornamental design for a tray, as shown and described.

(56) **References Cited**


DESCRIPTION

U.S. PATENT DOCUMENTS

D294,601 S * 3/1988 Klodt D19/92
D296,706 S * 7/1988 Evans D19/92

FIG. 1 is a perspective view of our new design;
FIG. 2 is a front side elevation view;
FIG. 3 is a rear elevation view;
FIG. 4 is a top elevation view;
FIG. 5 is a bottom elevation view; and,
FIG. 6 is a side elevation view.

1 Claim, 4 Drawing Sheets



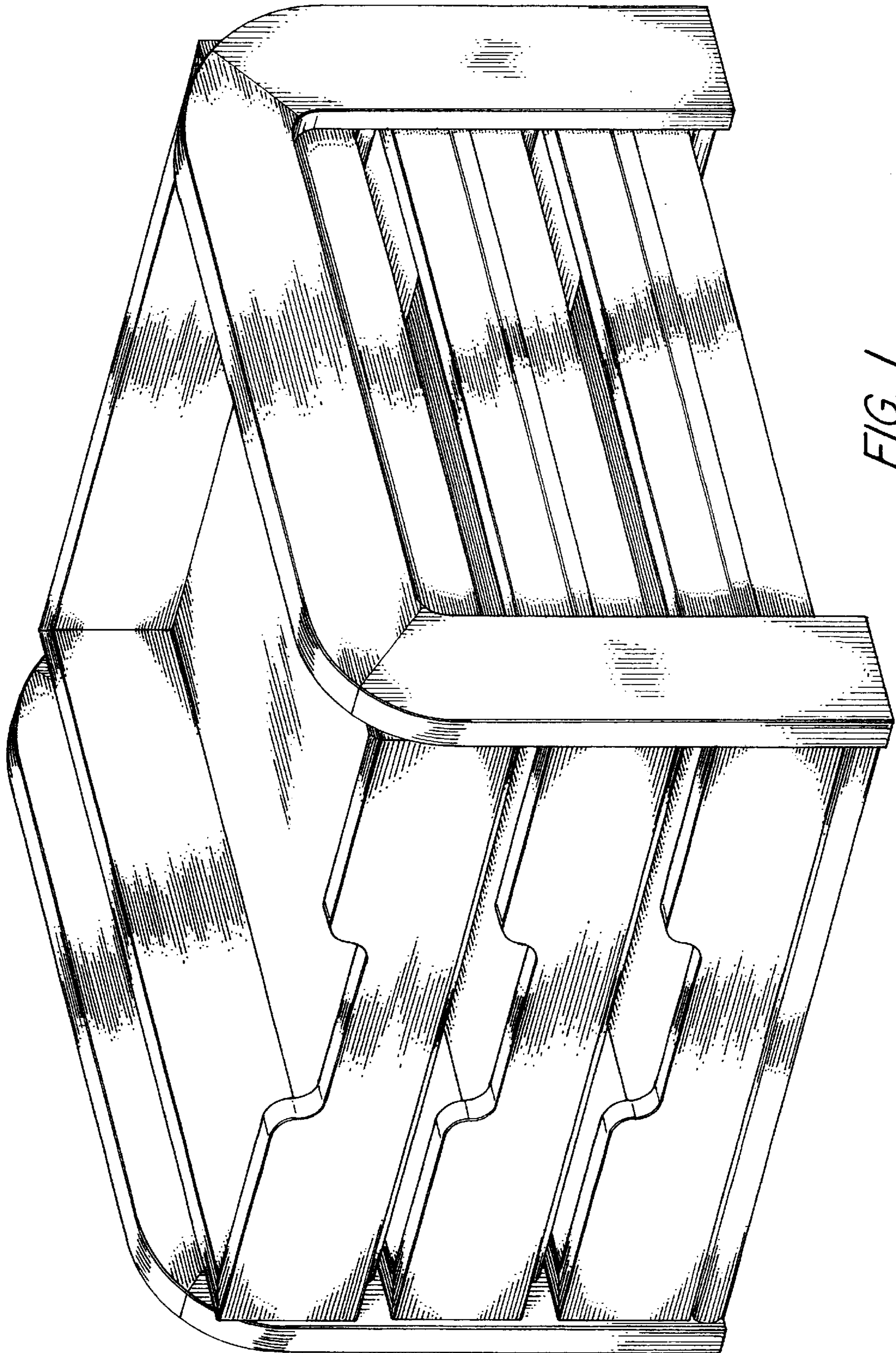


FIG. 1

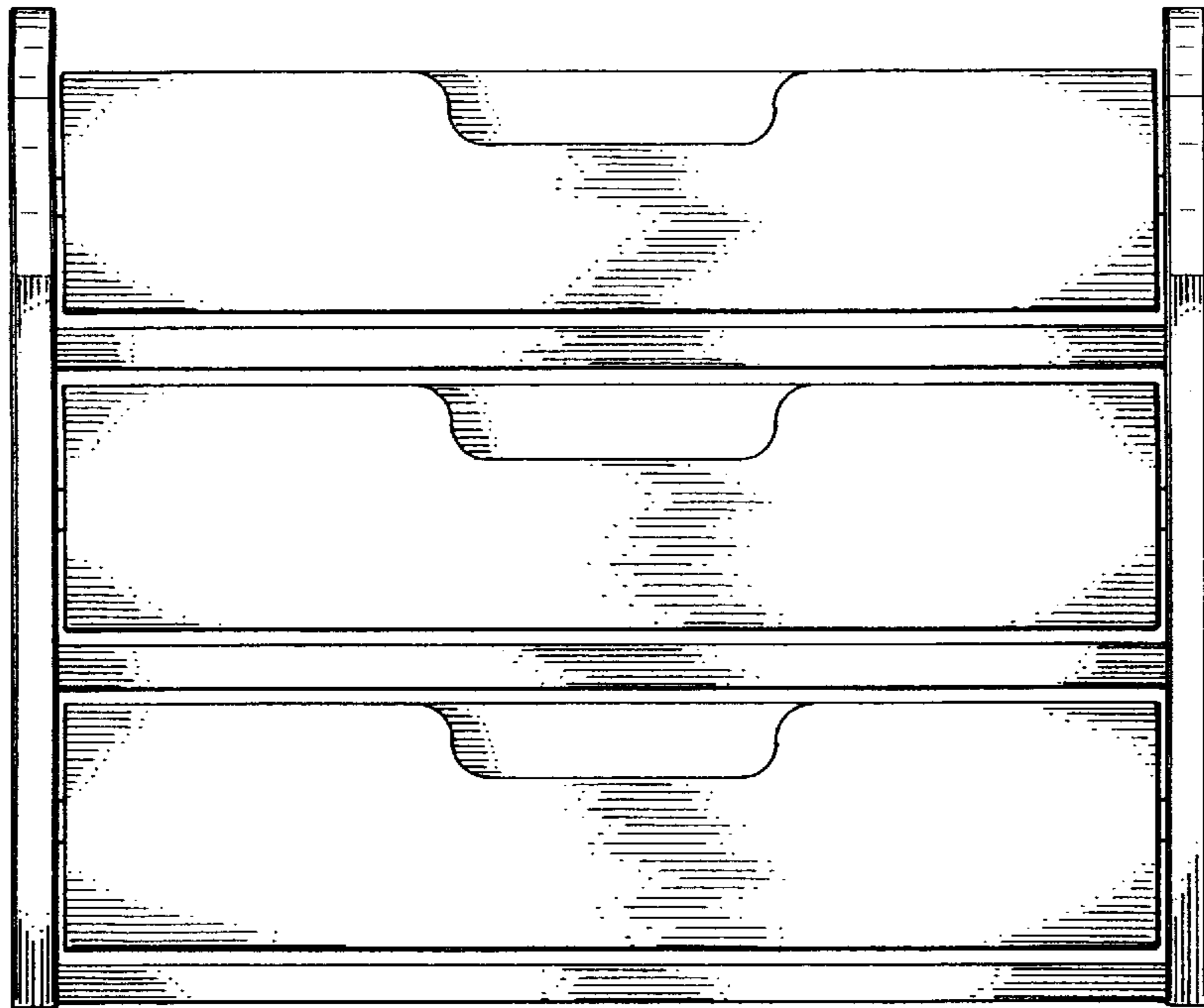


FIG. 2




FIG. 3




FIG. 4

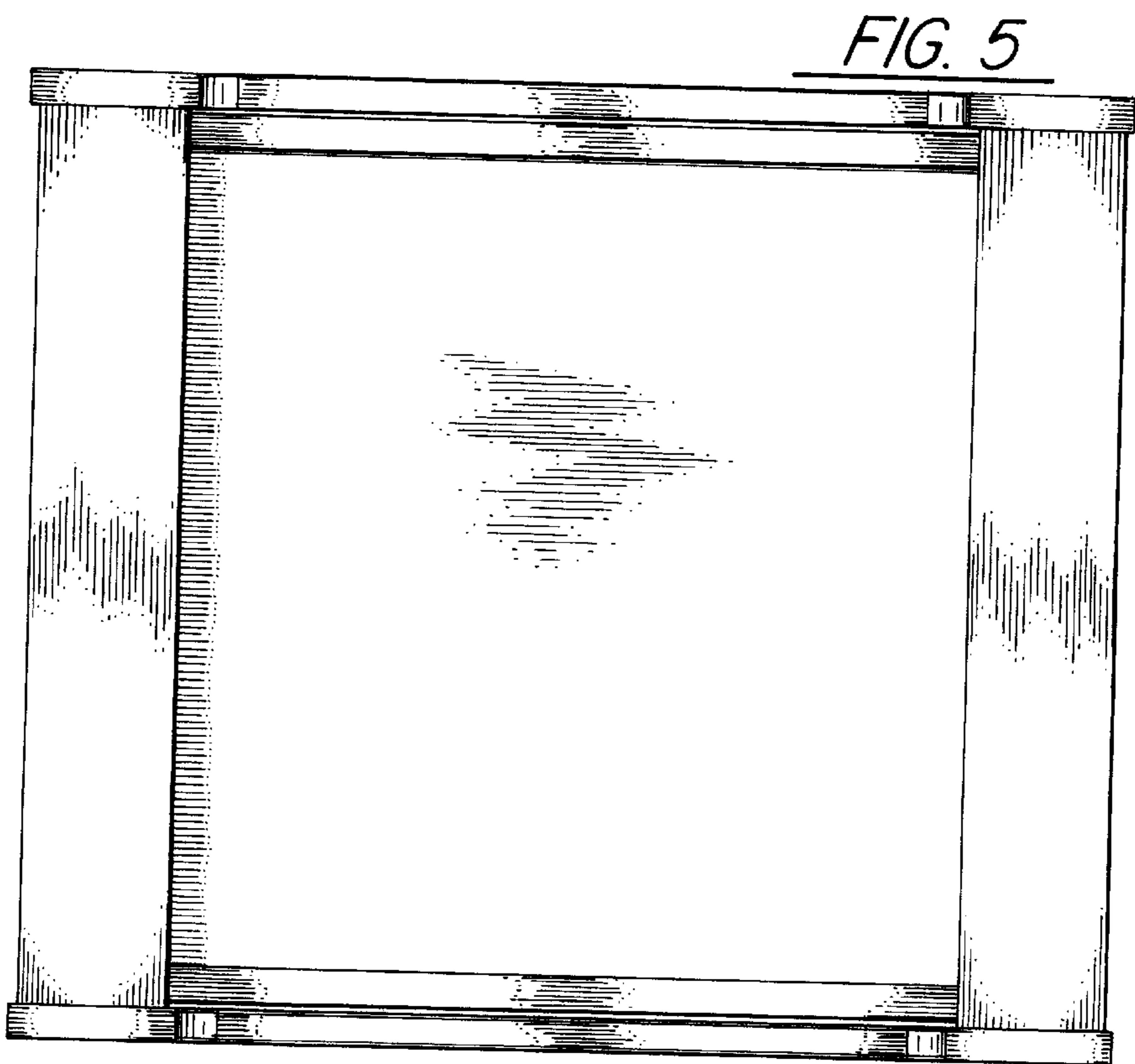


FIG. 5




FIG. 6