



US00D456448S

(12) **United States Design Patent**  
**Chiu**

(10) **Patent No.:** **US D456,448 S**

(45) **Date of Patent:** **\*\* Apr. 30, 2002**

(54) **SHAFT FOR A PEN**

(76) Inventor: **Andy Chiu**, 6th Fl., No. 3, Lane 281,  
Lungchiang Rd., Taipei (TW)

(\*\*) Term: **14 Years**

(21) Appl. No.: **29/143,548**

(22) Filed: **Jun. 14, 2001**

(51) **LOC (7) Cl.** ..... **19-06**

(52) **U.S. Cl.** ..... **D19/54; D19/55; D19/49**

(58) **Field of Search** ..... D19/35, 36, 41-51,  
D19/53, 54, 55-58, 81-85; 401/6, 7, 88,  
99, 209

(56) **References Cited**

**U.S. PATENT DOCUMENTS**

D172,929 S	*	8/1954	Kahla	.....	D19/49
D205,645 S	*	8/1966	Lovejoy	.....	D19/49
D324,238 S	*	2/1992	Nitta	.....	D19/49
D325,045 S	*	3/1992	Katami	.....	D19/49
D332,964 S	*	2/1993	Giugiaro	.....	D19/49
D356,598 S	*	3/1995	Thompson et al.	.....	D19/49
D436,127 S	*	1/2001	Hung	.....	D19/43
D436,996 S	*	1/2001	Izushima	.....	D19/47

D441,018 S	*	4/2001	Droege	.....	D19/51
D442,991 S	*	5/2001	Smith	.....	D19/47

\* cited by examiner

*Primary Examiner*—Martie K. Holtje

(74) *Attorney, Agent, or Firm*—David A. Belasco; Beehler & Pavitt

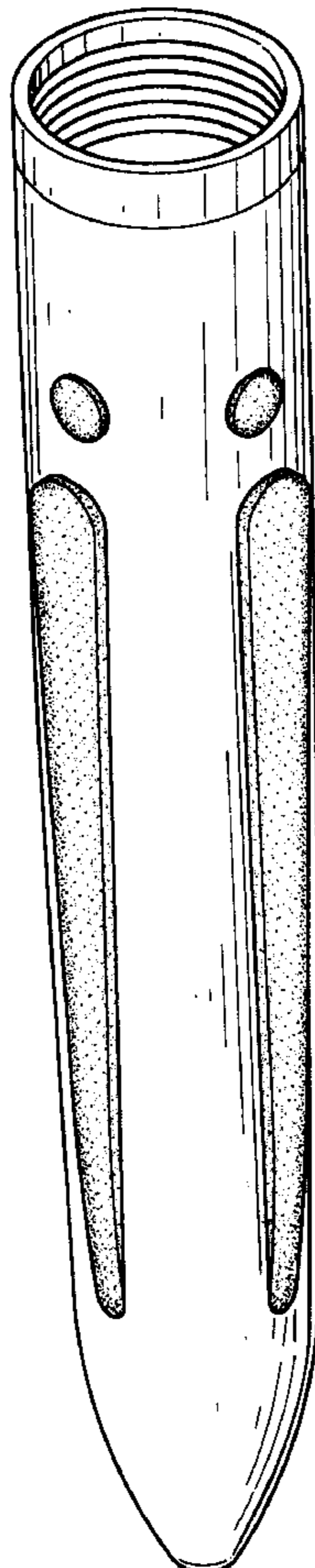
(57) **CLAIM**

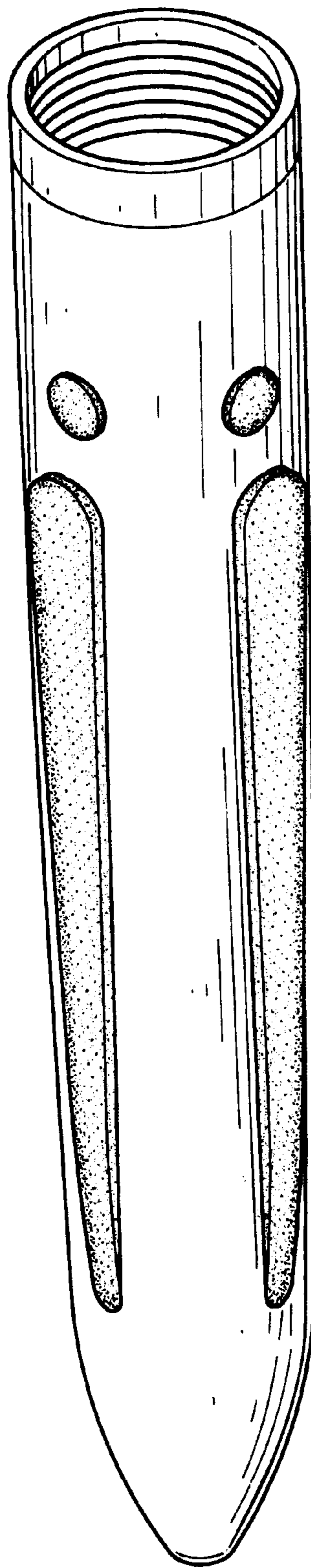
The ornamental design for a shaft for a pen, as shown and described.

**DESCRIPTION**

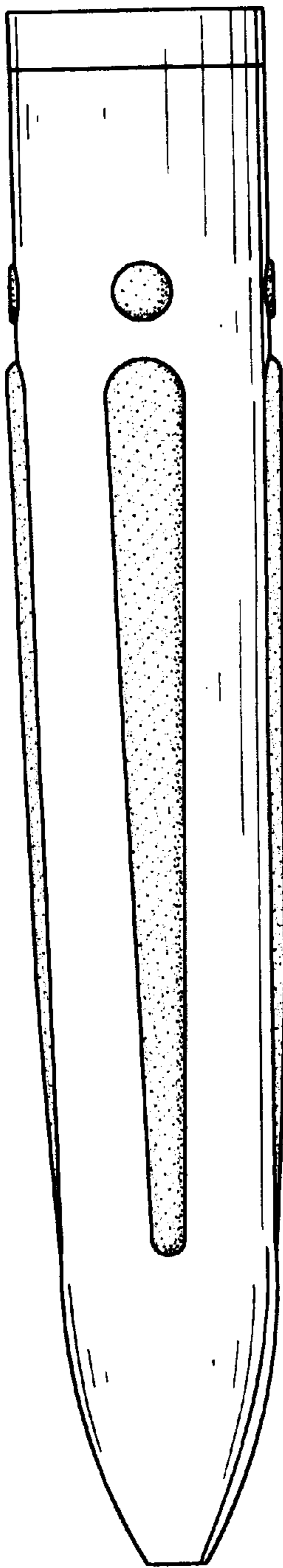
FIG. 1 is a perspective view of a shaft for a pen, showing my new design;  
FIG. 2 is a front elevational view thereof;  
FIG. 3 is a rear elevational view thereof;  
FIG. 4 is a left side elevational view thereof;  
FIG. 5 is a right side elevational view thereof;  
FIG. 6 is a top plan view thereof;  
FIG. 7 is a bottom plan view thereof; and,  
FIG. 8 is a perspective view thereof and the lines in dotted lines are descriptive purpose only and forms no part of the invention.

**1 Claim, 5 Drawing Sheets**

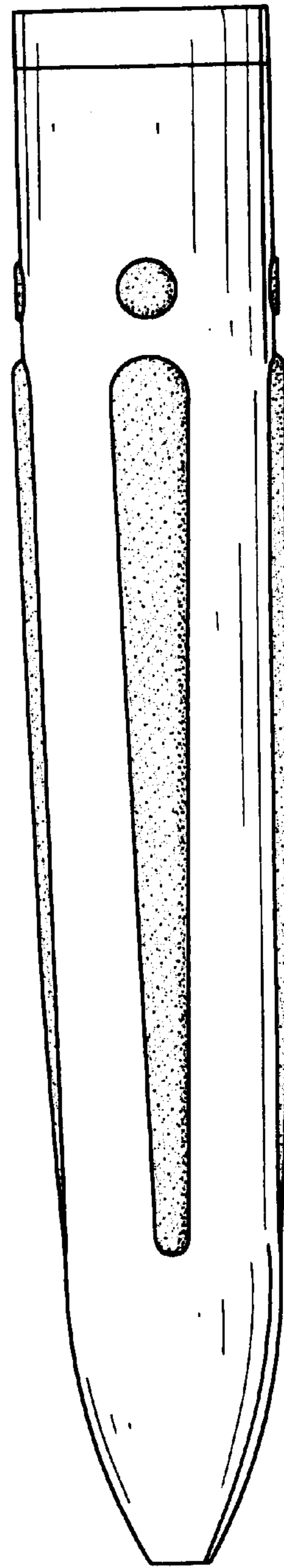




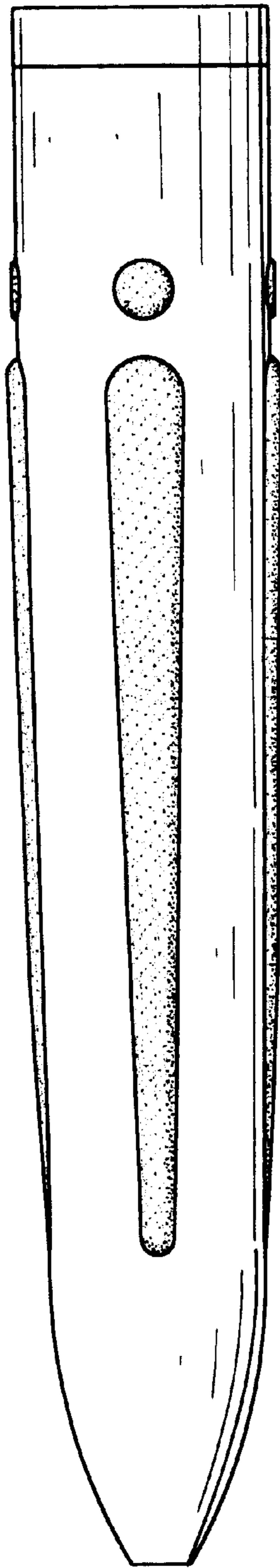
**FIG. 1**



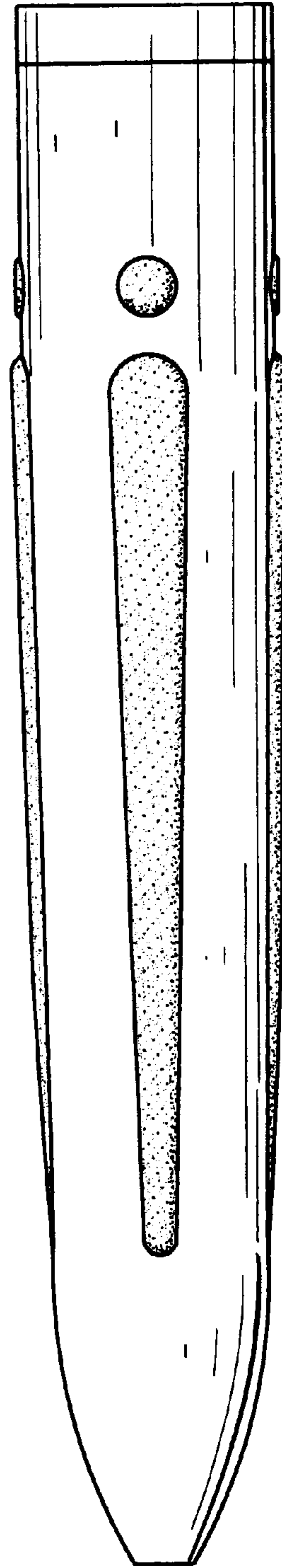
**FIG. 2**



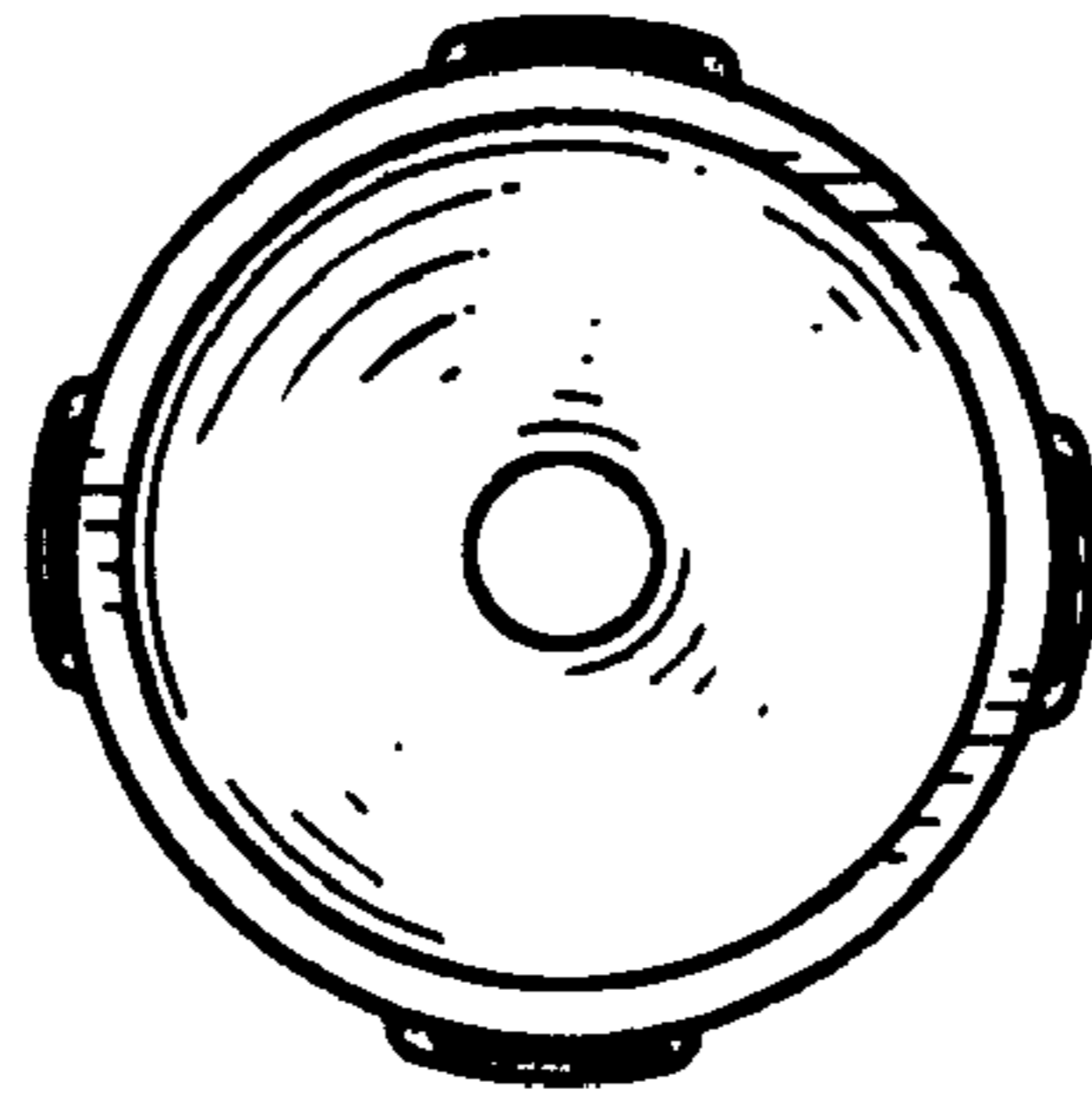
**FIG. 3**



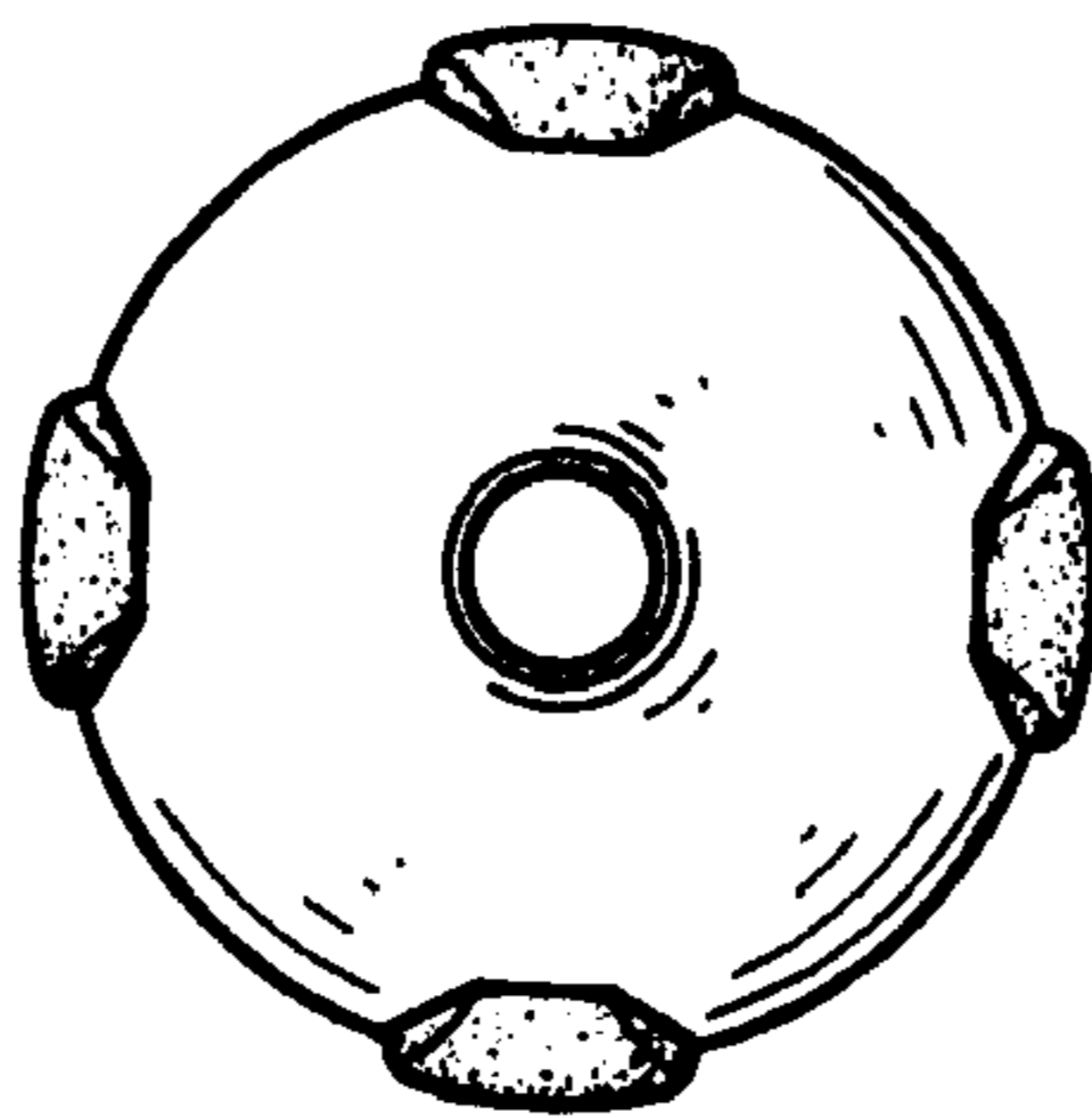
**FIG. 4**



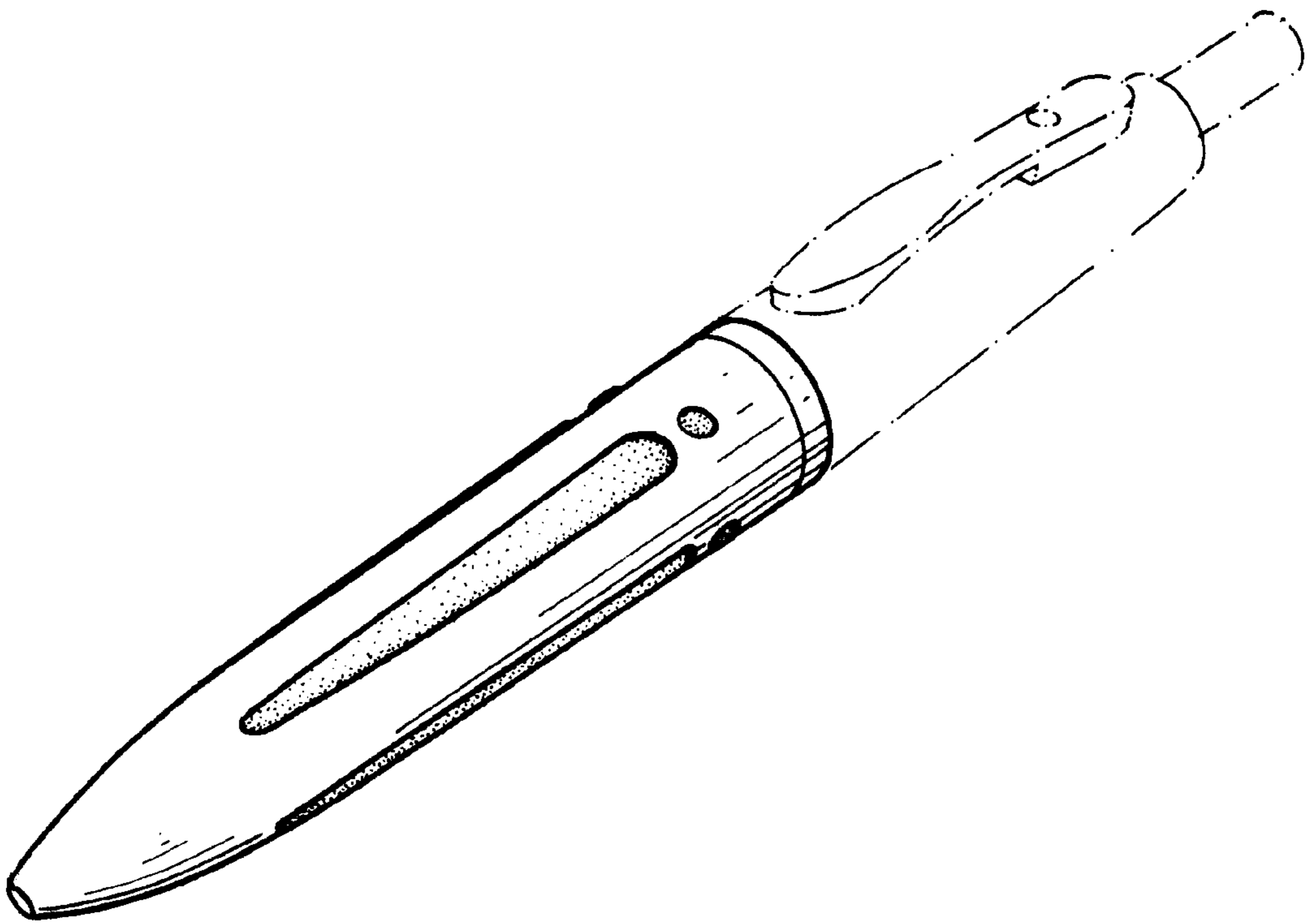
**FIG. 5**



**FIG. 6**



**FIG. 7**



**FIG. 8**