



US00D456447S

(12) **United States Design Patent**
Ader et al.

(10) **Patent No.:** **US D456,447 S**

(45) **Date of Patent:** **** Apr. 30, 2002**

(54) **COMBINED PHOTO ALBUM AND AUTOGRAPH BOOK**

(76) Inventors: **Kevin R Ader; Dawn S Ader**, both of
8611 Oak Rd., Baltimore, MD (US)
21219

(**) Term: **14 Years**

(21) Appl. No.: **29/128,139**

(22) Filed: **Aug. 18, 2000**

(51) **LOC (7) Cl.** **19-04**

(52) **U.S. Cl.** **D19/17**

(58) **Field of Search** D19/26, 27, 32;
402/26, 31, 41, 70, 79, 80 R, 73, 74, 75;
40/124.1, 124.13; 281/3.1, 16, 22, 45

(56) **References Cited**

U.S. PATENT DOCUMENTS

D38,030 S	5/1906	Brown	
1,766,071 A *	6/1930	Green	281/27.2
D162,525 S *	3/1951	De Vry	D19/30
2,772,427 A *	12/1956	Rankin	402/75
D196,099 S *	8/1963	Sibley	D19/27
3,335,514 A	8/1967	Blackman	
3,670,434 A	6/1972	Shibata et al.	
4,263,357 A	4/1981	Holson	
4,400,899 A	8/1983	Martinez	
D368,735 S *	4/1996	Mason	D19/26
D383,779 S	9/1997	Yaukey	

D413,922 S *	9/1999	Thomas	D19/26
D418,160 S *	12/1999	Gunasekera	D19/27
D421,049 S *	2/2000	Candelaria et al.	D19/26

* cited by examiner

Primary Examiner—Paula A. Mortimer

(57) **CLAIM**

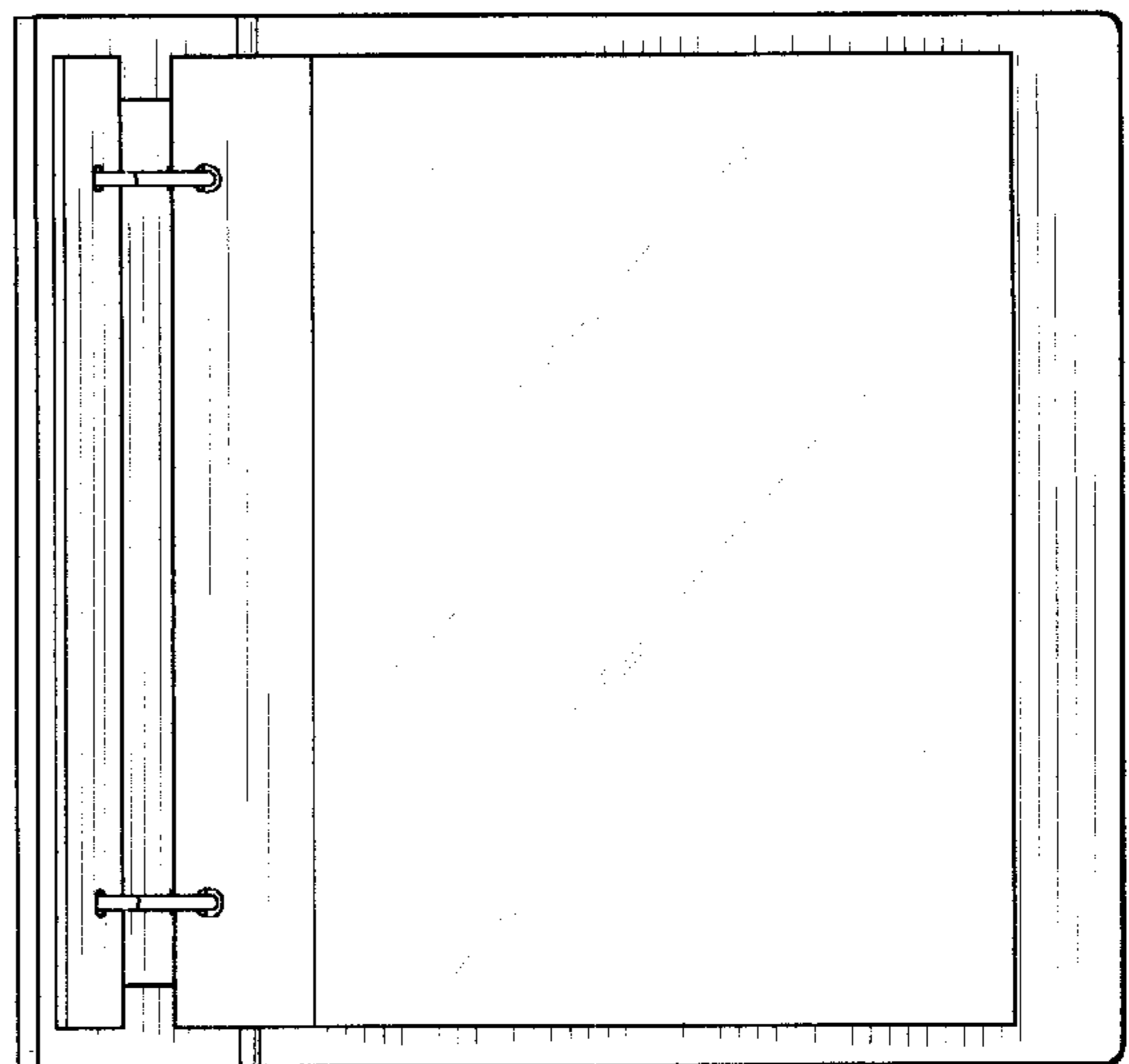
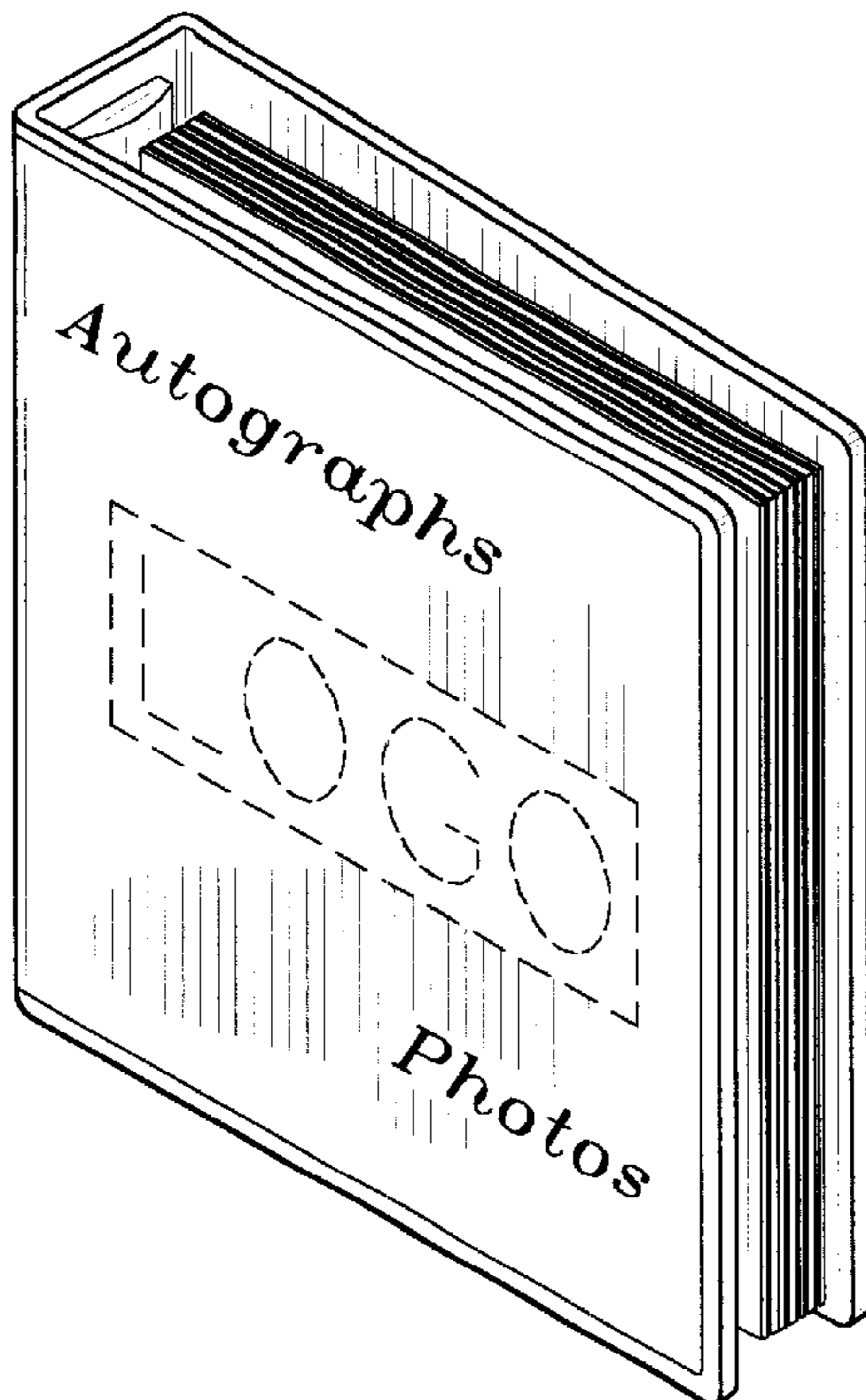
The ornamental design for a combined photo album and autograph book, as shown and described.

DESCRIPTION

FIG. 1 is a top, front, right side perspective in an alternate position (book closed) view of the combined photo album and autograph book of the present invention;
 FIG. 2 is a front elevational view of the combined photo album and autograph book of FIG. 1;
 FIG. 3 is a rear elevational view of the combined photo album and autograph book of FIG. 1;
 FIG. 4 is a left side elevational view of the combined photo album and autograph book of FIG. 1;
 FIG. 5 is a right side elevational view of the combined photo album and autograph book of FIG. 1; and,
 FIG. 6 is a top plan view of the combined photo album and autograph book of FIG. 1, the bottom view being a mirror image thereof.

The broken lines showing of a logo in FIGS. 1 and 4 are for illustrative purposes only and form no part of the claimed design.

1 Claim, 3 Drawing Sheets






Fig. 1

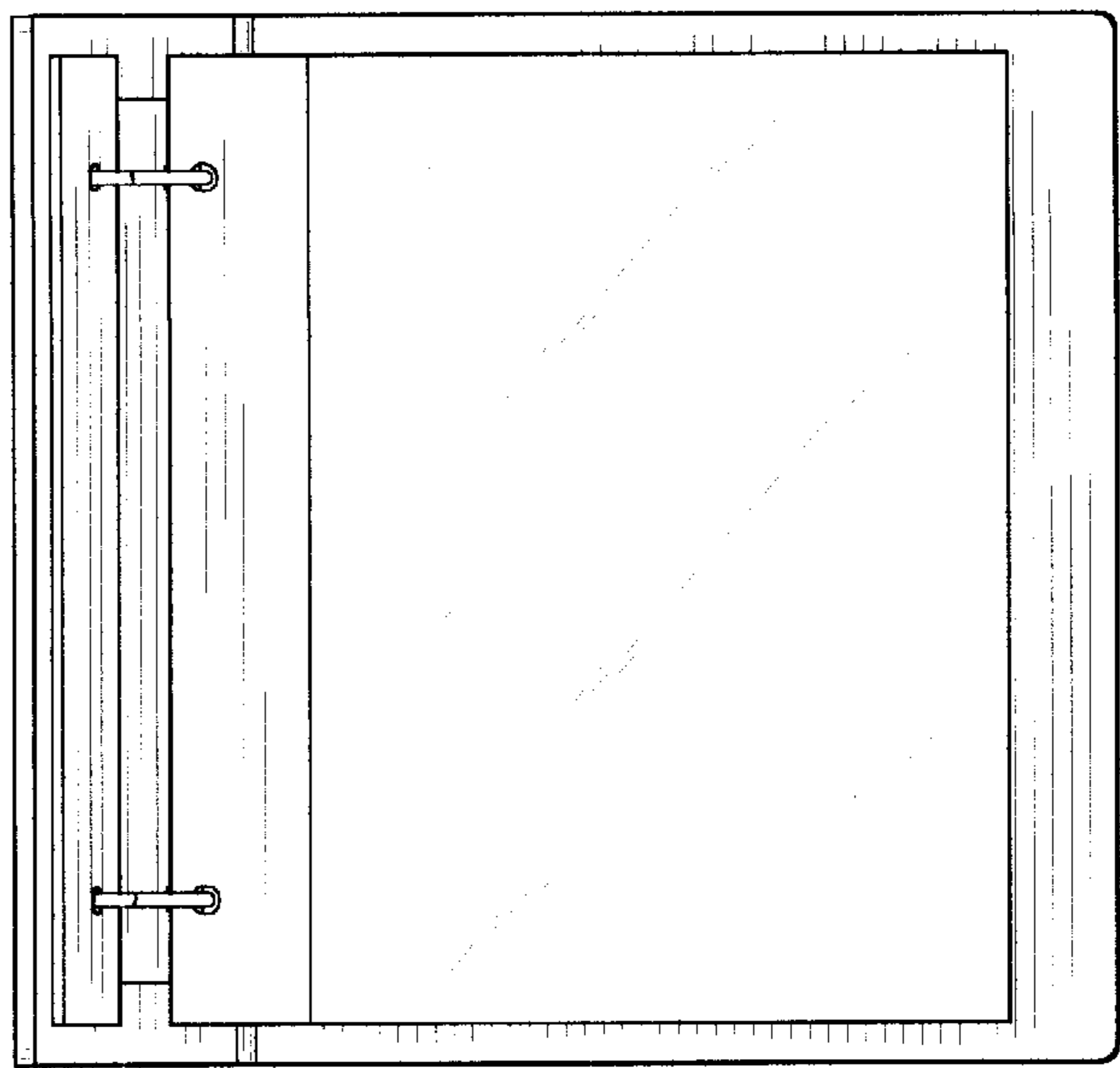


Fig. 2




Fig. 3




Fig. 4




Fig. 5

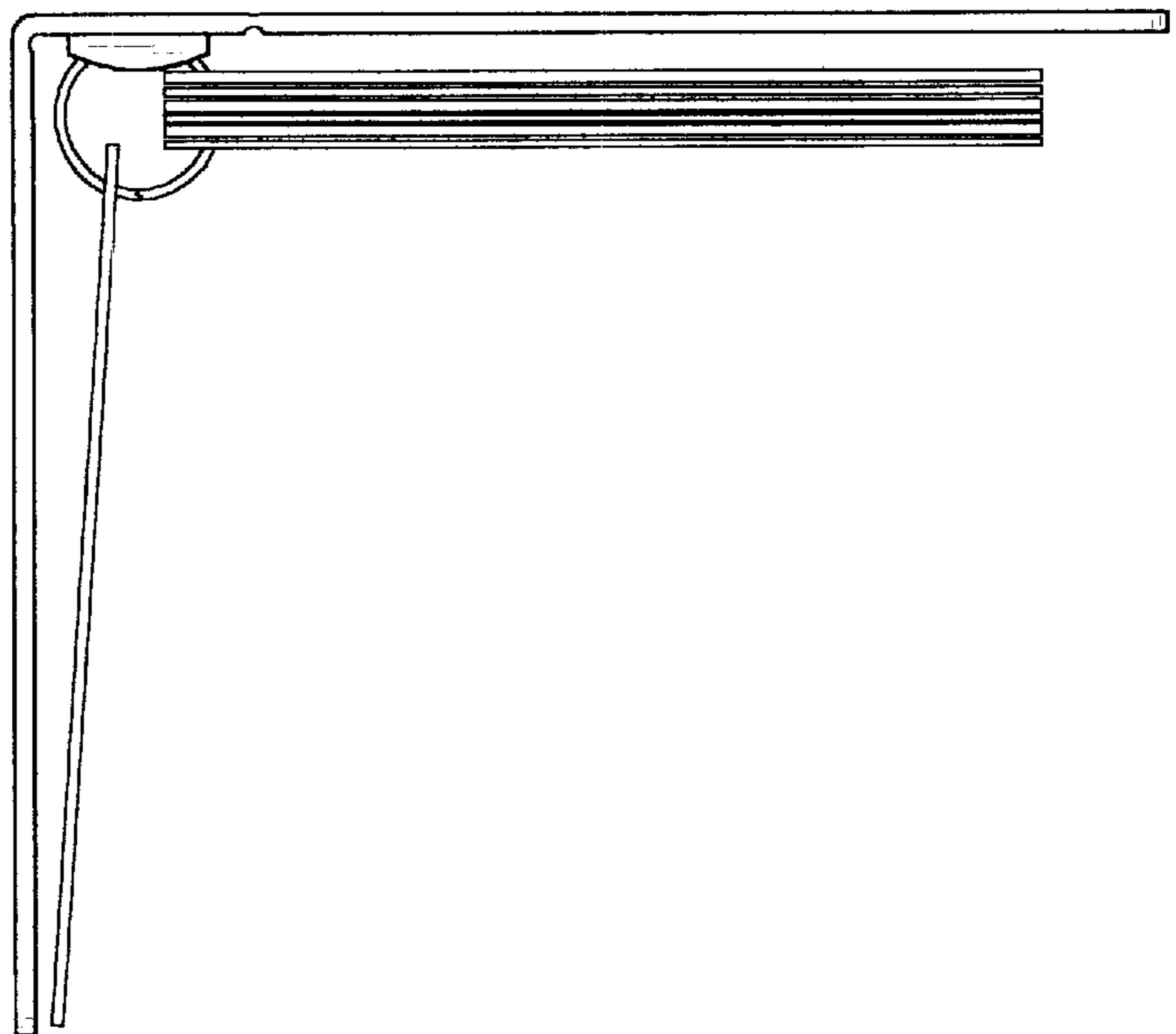


Fig. 6