



US00D456442S

(12) **United States Design Patent**
Simons et al.

(10) **Patent No.:** **US D456,442 S**

(45) **Date of Patent:** **** Apr. 30, 2002**

(54) **HANDLE FOR A MUSICAL INSTRUMENT**

(75) Inventors: **Richard Simons**, Garfield; **Donald Kralik**, Hewitt; **Kenneth Benjamin**, Fairfield, all of NJ (US)

(73) Assignee: **Latin Percussion, Inc.**, Garfield, NJ (US)

(**) Term: **14 Years**

(21) Appl. No.: **29/135,613**

(22) Filed: **Jan. 16, 2001**

Related U.S. Application Data

(62) Division of application No. 29/099,731, filed on Jan. 26, 1999, now Pat. No. Des. 441,007.

(51) **LOC (7) Cl.** **17-04**

(52) **U.S. Cl.** **D17/22; D8/107**

(58) **Field of Search** **D17/22, 99; D8/107; D21/405-407; 84/402-404; 446/418, 419, 421, 422**

(56) **References Cited**

U.S. PATENT DOCUMENTS

11,566 A * 8/1854 Jinkins 84/403

2,616,218 A * 11/1952 Brown 446/418
3,444,772 A * 5/1969 Martin 84/402
D260,655 S * 9/1981 Guay D17/22
4,810,228 A * 3/1989 Huggins 446/418
D323,861 S * 2/1992 Cooper D21/405
D393,869 S * 4/1998 Agu D17/22

* cited by examiner

Primary Examiner—Adir Aronovich

(74) *Attorney, Agent, or Firm*—Ohlandt, Greeley, Ruggiero, & Perle, LLP

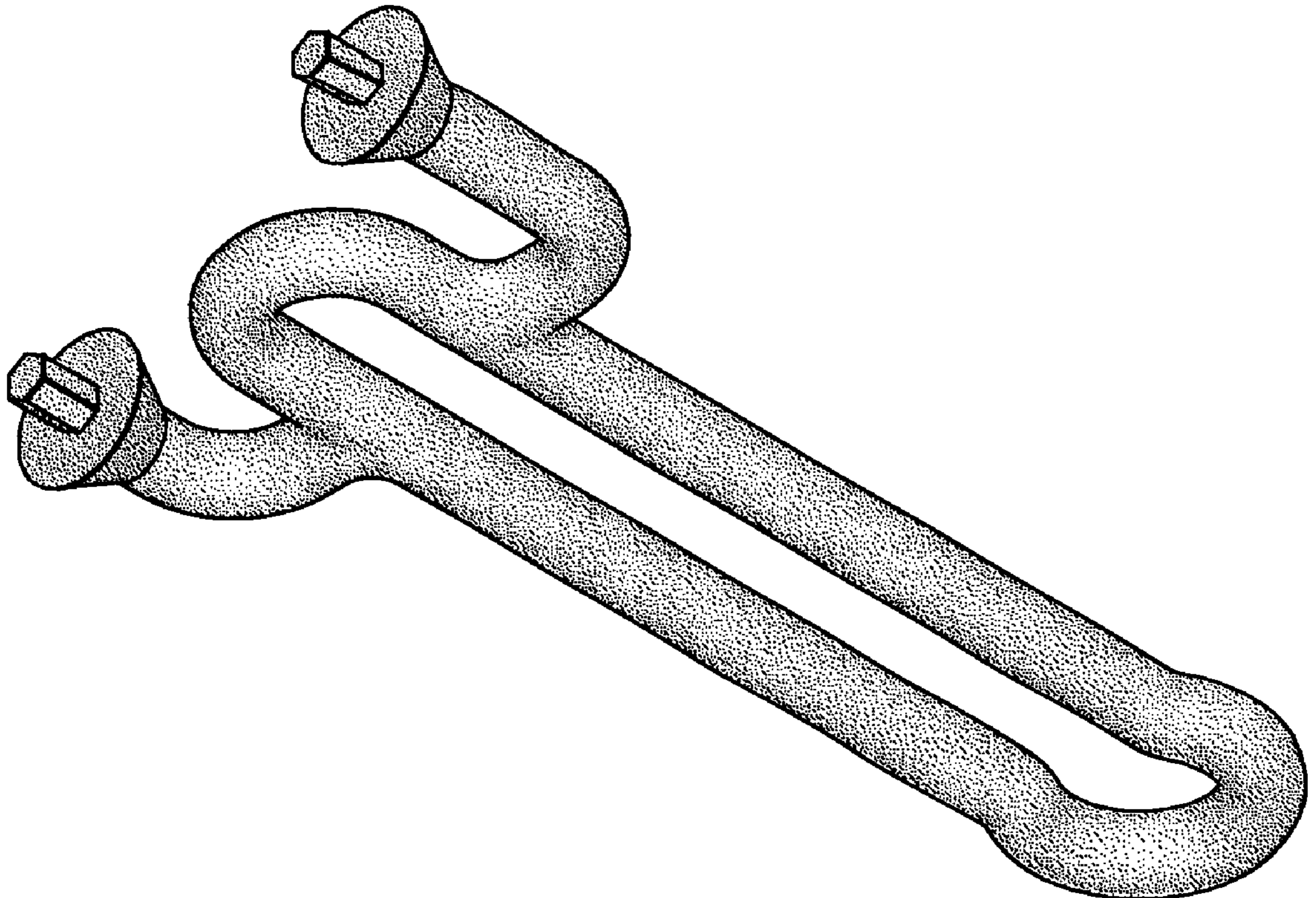
(57) **CLAIM**

The ornamental design for a handle for a musical instrument, as shown and described.

DESCRIPTION

FIG. 1 is a perspective view of a handle for a musical instrument showing our new design;
FIG. 2 is a top view of the handle of FIG. 1;
FIG. 3 is a side view of the handle of FIG. 1;
FIG. 4 is a side view that is opposite the view shown in FIG. 3;
FIG. 5 is a first end view of the handle in FIG. 1; and,
FIG. 6 is a second end view opposite the view shown in FIG. 5.

1 Claim, 2 Drawing Sheets



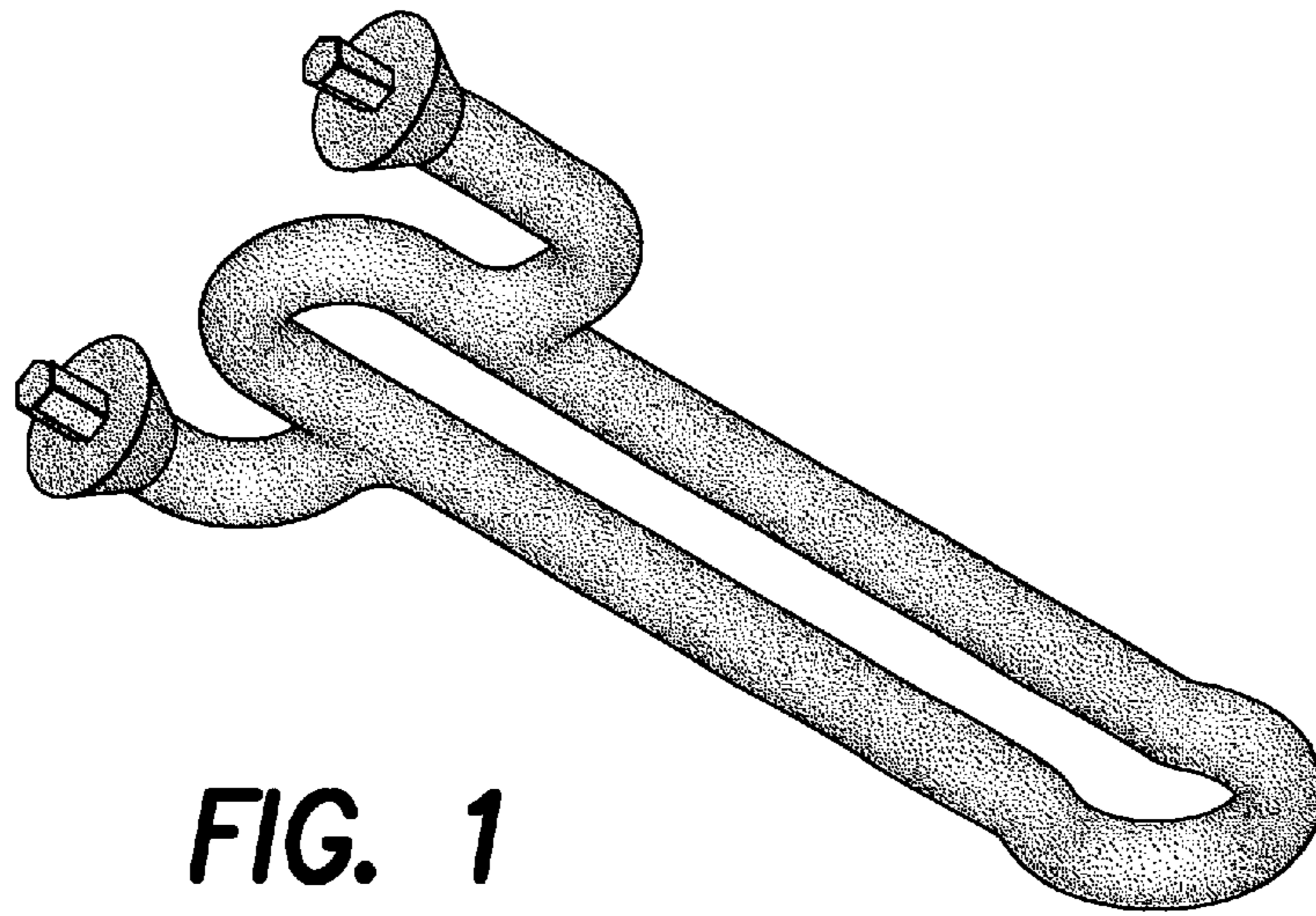


FIG. 1

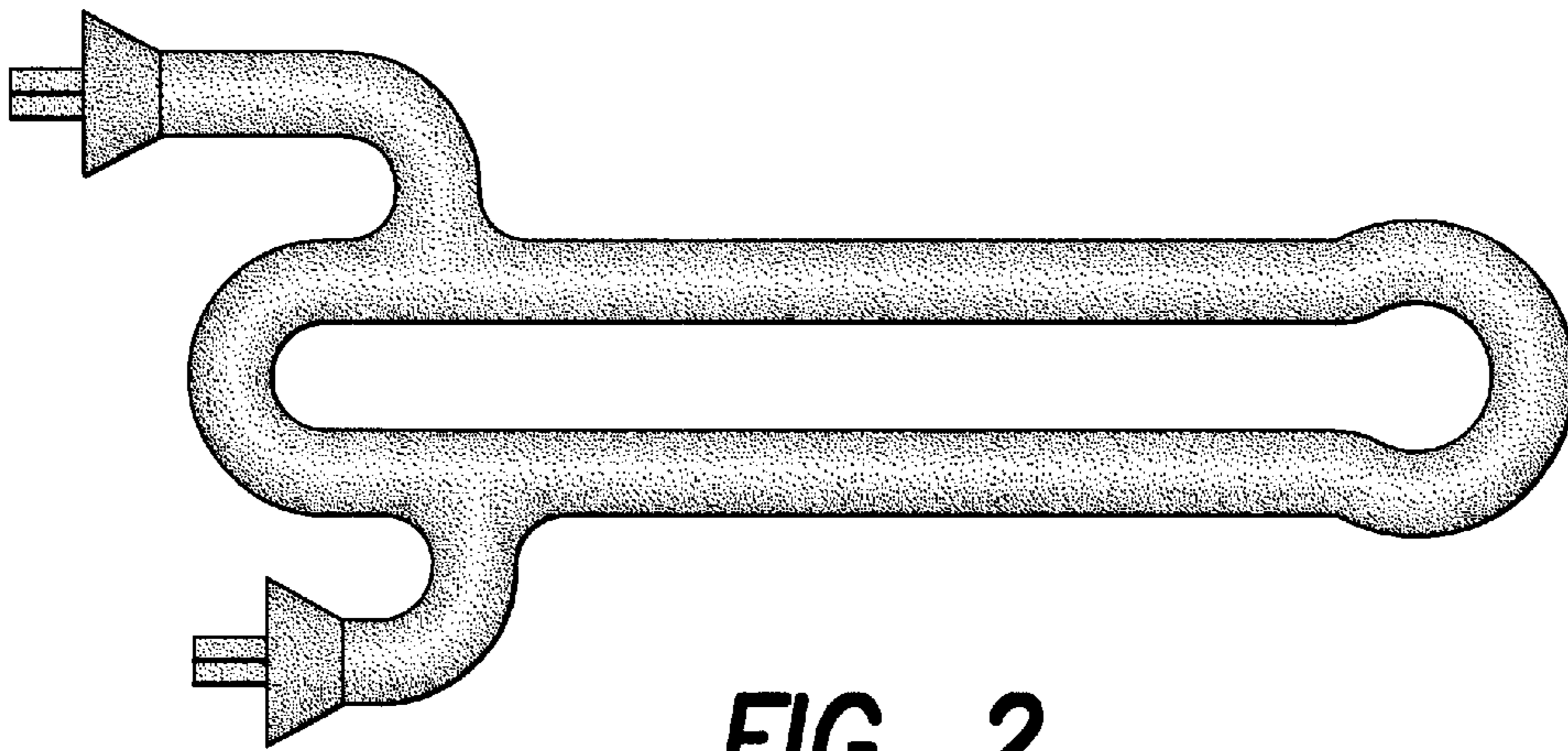


FIG. 2



FIG. 3




FIG. 4




FIG. 5



FIG. 6