



US00D456403S

(12) **United States Design Patent**
Witte

(10) **Patent No.:** **US D456,403 S**

(45) **Date of Patent:** **** Apr. 30, 2002**

(54) **RECEIVING HOUSING**

(75) Inventor: **Kay-Uwe Witte**, Offenbach (DE)

(73) Assignee: **Rittal-Werk Rudolf Loh GmbH & Co. KG**, Herborn (DE)

(**) Term: **14 Years**

(21) Appl. No.: **29/129,615**

(22) Filed: **Sep. 18, 2000**

(51) **LOC (7) Cl.** **14-02**

(52) **U.S. Cl.** **D14/355**

(58) **Field of Search** D14/348, 353,
D14/355, 356, 358, 363, 365; D13/162,
184, 199; D6/432, 436, 445, 448; 312/223.1-223.3;
360/99.01-99.12; 369/34, 36; 361/690-696

(56) **References Cited**

U.S. PATENT DOCUMENTS

D348,448 S * 7/1994 Read et al. D14/365
D382,548 S * 8/1997 Armstrong et al. D14/365

* cited by examiner

Primary Examiner—Freda Nunn

(74) *Attorney, Agent, or Firm*—Pauley Petersen Kinne & Erickson

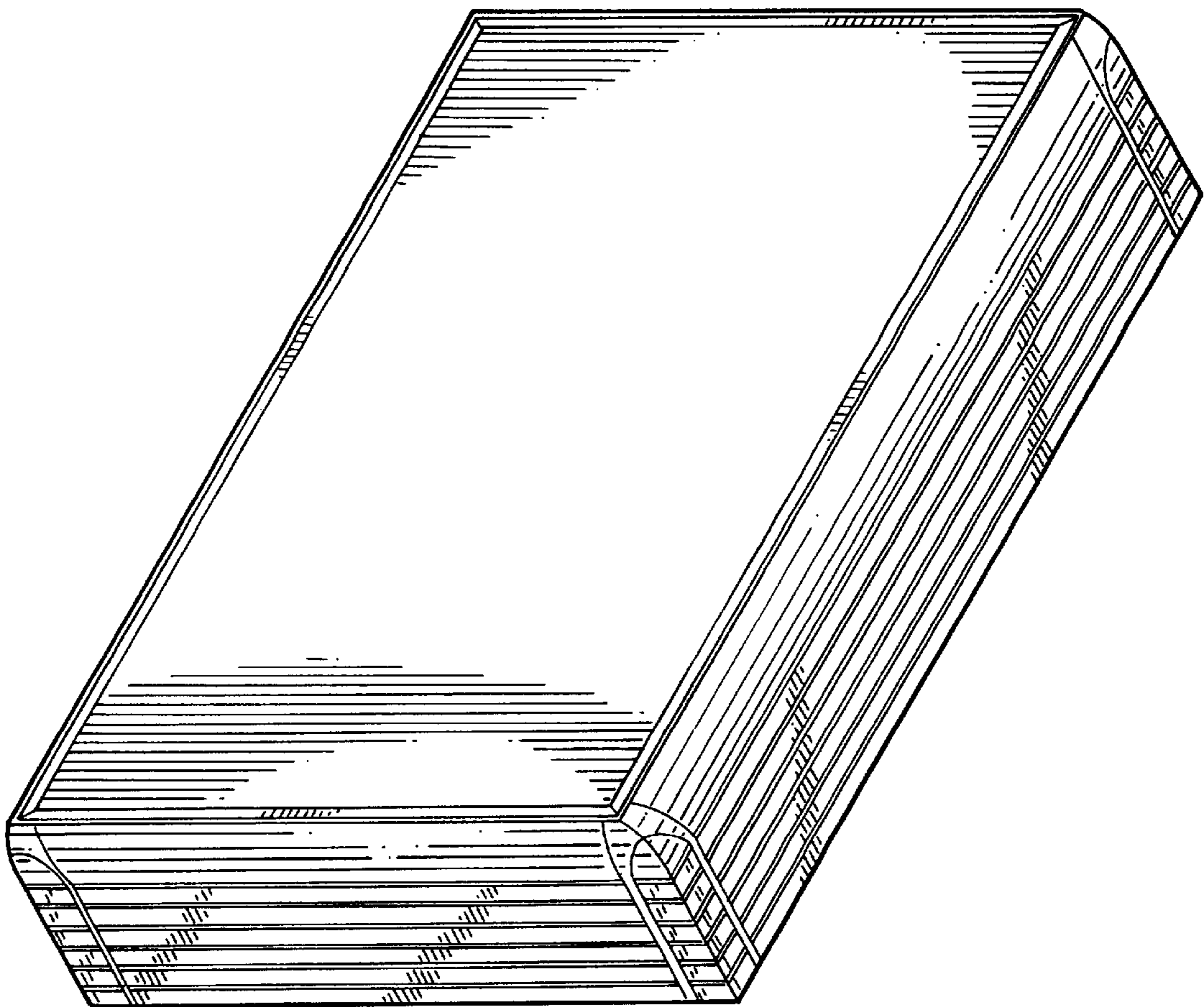
(57) **CLAIM**

The ornamental design for a receiving housing, as shown and described.

DESCRIPTION

FIG. 1 is a perspective view of a receiving housing showing my new design;
FIG. 2 is a rear view of the receiving housing, as shown in FIG. 1;
FIG. 3 is a side view of the receiving housing, as shown in FIG. 1;
FIG. 4 is a top view of the receiving housing, as shown in FIG. 1;
FIG. 5 is a front view of the receiving housing, as shown in FIG. 1;
FIG. 6 is a side view opposite the side view shown in FIG. 3 of the receiving housing, as shown in FIG. 1; and,
FIG. 7 is a bottom view of the receiving housing, as shown in FIG. 1.

1 Claim, 7 Drawing Sheets



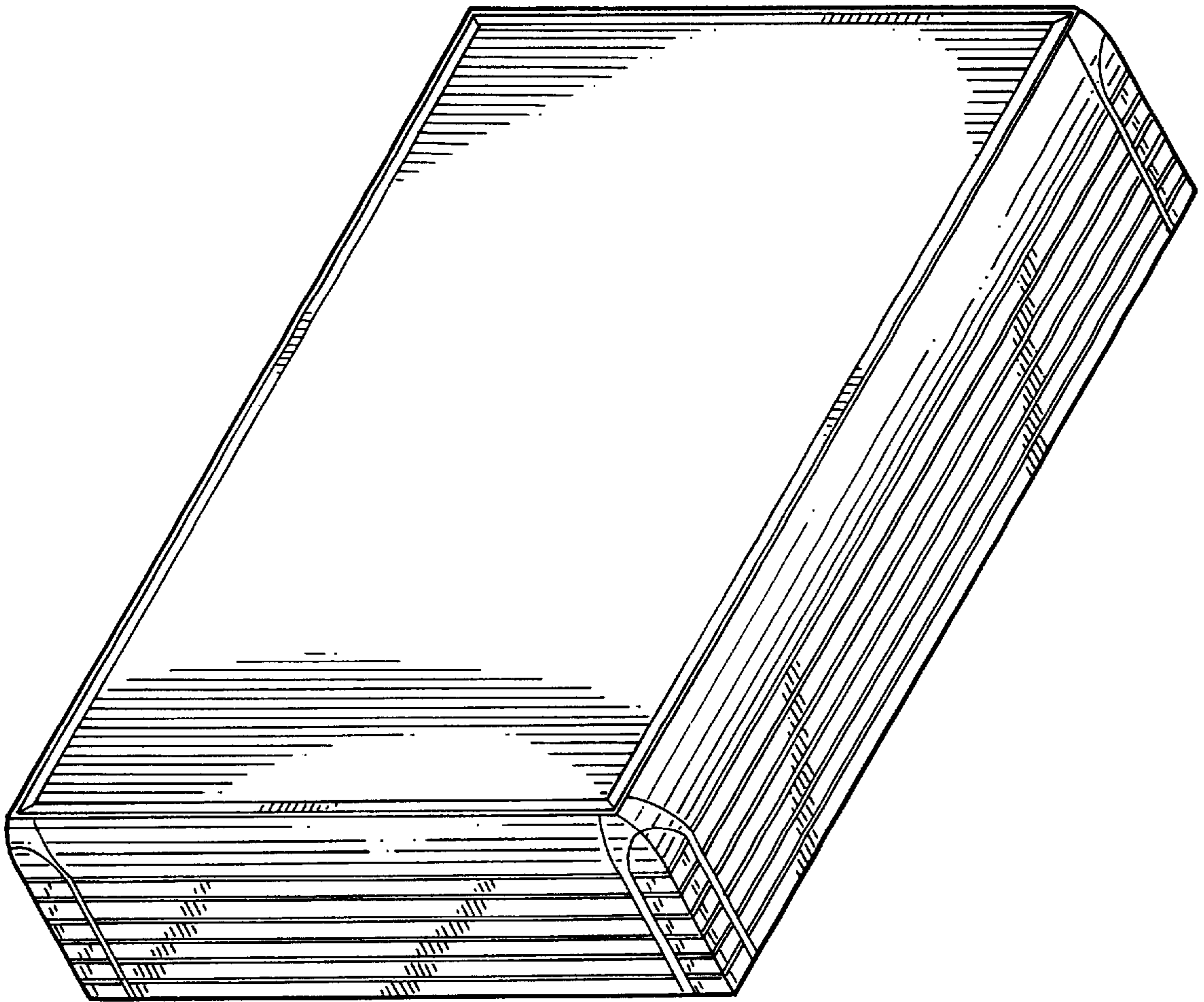


FIG. 1




FIG. 2




FIG. 3

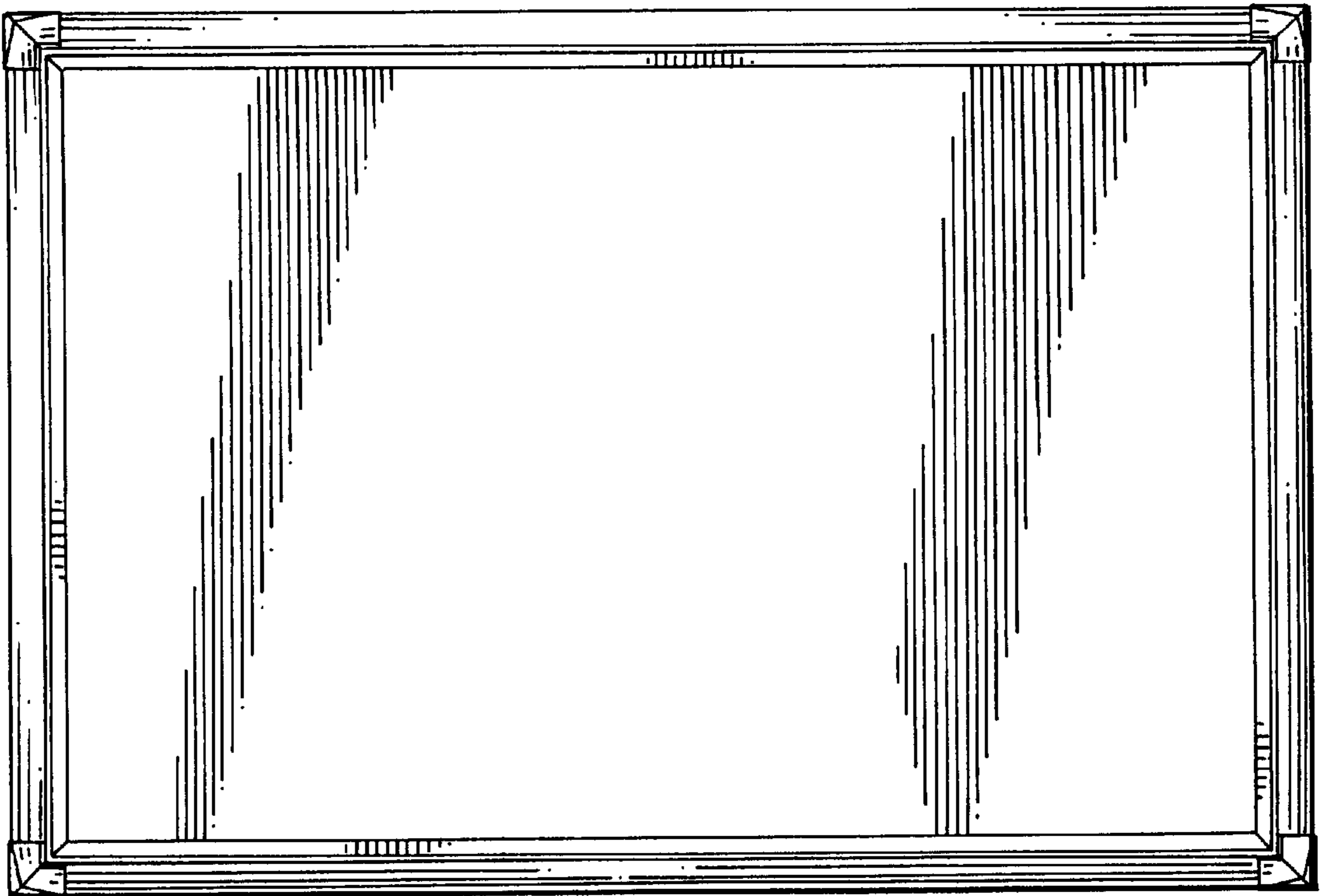


FIG. 4




FIG. 5




FIG. 6

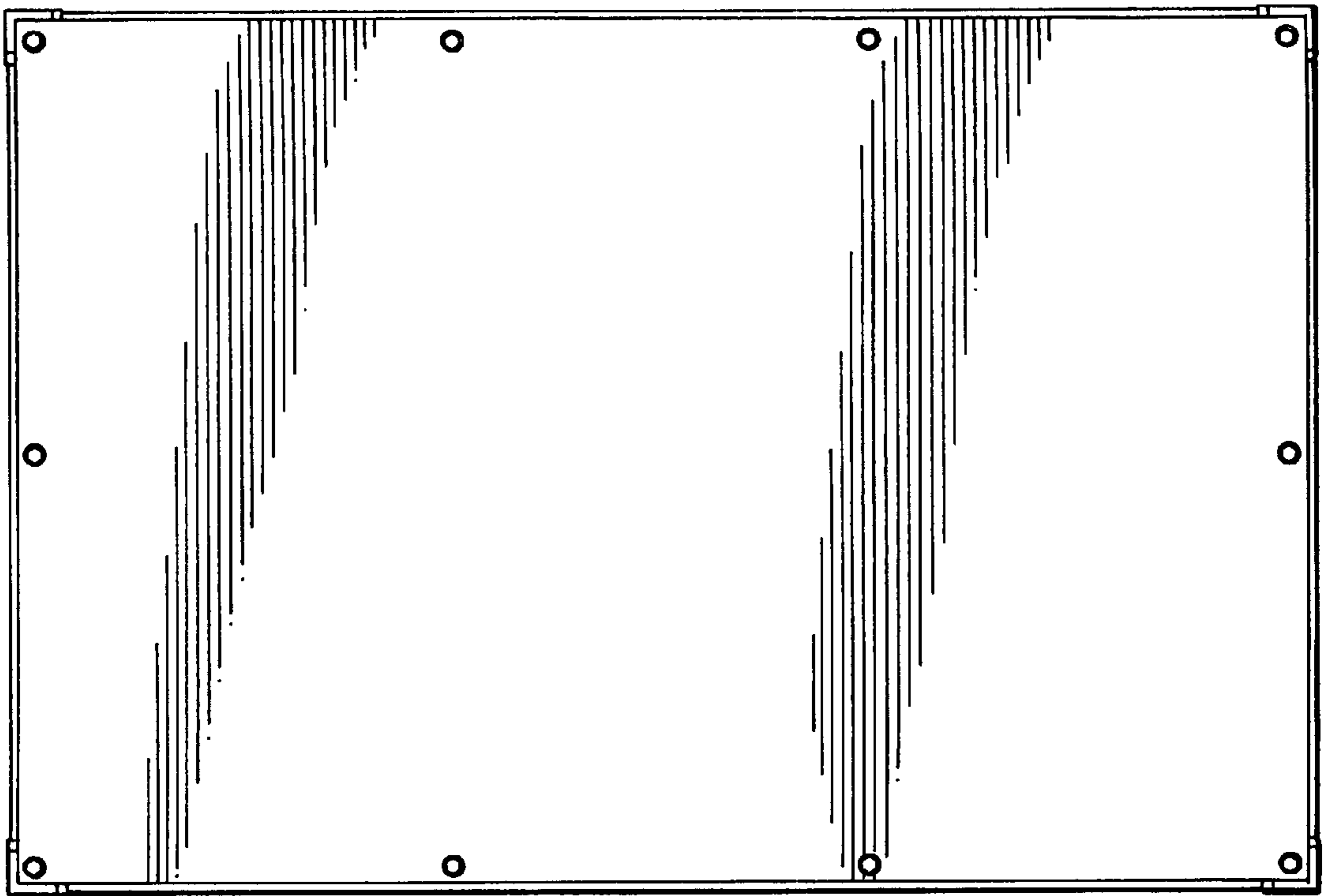


FIG. 7