



US00D456377S

(12) **United States Design Patent**
Miyazawa et al.

(10) **Patent No.:** **US D456,377 S**

(45) **Date of Patent:** **** Apr. 30, 2002**

(54) **MOBILE PHONE**

(75) Inventors: **Takayuki Miyazawa**, Kanagawa;
Tadaatsu Kawano, Tokyo, both of (JP)

(73) Assignee: **Matsushita Electric Industrial Co., Ltd.**, Osaka (JP)

(**) Term: **14 Years**

(21) Appl. No.: **29/143,990**

(22) Filed: **Jun. 22, 2001**

(30) **Foreign Application Priority Data**

Dec. 26, 2000 (JP) 2000-037073

(51) **LOC (7) Cl.** **14-03**

(52) **U.S. Cl.** **D14/138**

(58) **Field of Search** D14/137, 138,
D14/218, 147-148, 247-248, 144, 341-347;
379/433.01-433.13, 419, 434, 428.01-428.04,
420.01-420.04, 440; 455/550-575, 90

(56) **References Cited**

U.S. PATENT DOCUMENTS

D386,492 S	*	11/1997	Yamaguchi	D14/138
D402,980 S	*	12/1998	Galletti et al.	D14/138
D402,981 S	*	12/1998	Galletti et al.	D14/138
D407,701 S	*	4/1999	Chintala et al.	D14/138
D407,719 S	*	4/1999	Nagano et al.	D14/138
D407,722 S	*	4/1999	Nagano et al.	D14/138
D412,329 S	*	7/1999	Banryu	D14/138
D426,531 S	*	6/2000	Chikaraishi et al.	D14/138
D428,402 S	*	7/2000	Son et al.	D14/138
6,084,962 A	*	7/2000	Plenge	379/433
D430,858 S	*	9/2000	Nakahara et al.	D14/138
D433,397 S	*	11/2000	Ogawa	D14/138
D436,090 S	*	1/2001	Nagano et al.	D14/138
D440,952 S	*	4/2001	Carvalho	D14/138

D445,770 S	*	7/2001	Yang	D14/138
D446,197 S	*	8/2001	Lee	D14/138
D446,509 S	*	8/2001	Chiu	D14/138

FOREIGN PATENT DOCUMENTS

JP	1035077	*	3/1999
JP	1089373		10/2000

OTHER PUBLICATIONS

Panasonic advertisement, Mar. 1997, Panasonic G450 telephone.*

Mobile Computing & Communications Jan. 2001, p. 65, Sprint PCS TP2200 telephone.*

Sanyo advertisement, Nov. 1999, Sanyo SCP-4000 telephone.*

Toshiba Japanese language advertisement, Dec. 1999, cdma-One C301T telephone.*

* cited by examiner

Primary Examiner—Jeffrey Asch

(74) *Attorney, Agent, or Firm*—Christensen O'Connor Johnson Kindness PLLC

(57) **CLAIM**

The ornamental design for a mobile phone, as shown and described.

DESCRIPTION

FIG. 1 is a perspective view of the top, front and right side of a mobile phone showing our new design;

FIG. 2 is a top plan view thereof;

FIG. 3 is a bottom view thereof;

FIG. 4 is a front view thereof;

FIG. 5 is a right side view thereof;

FIG. 6 is a left side view thereof; and,

FIG. 7 is a rear view thereof.

1 Claim, 3 Drawing Sheets

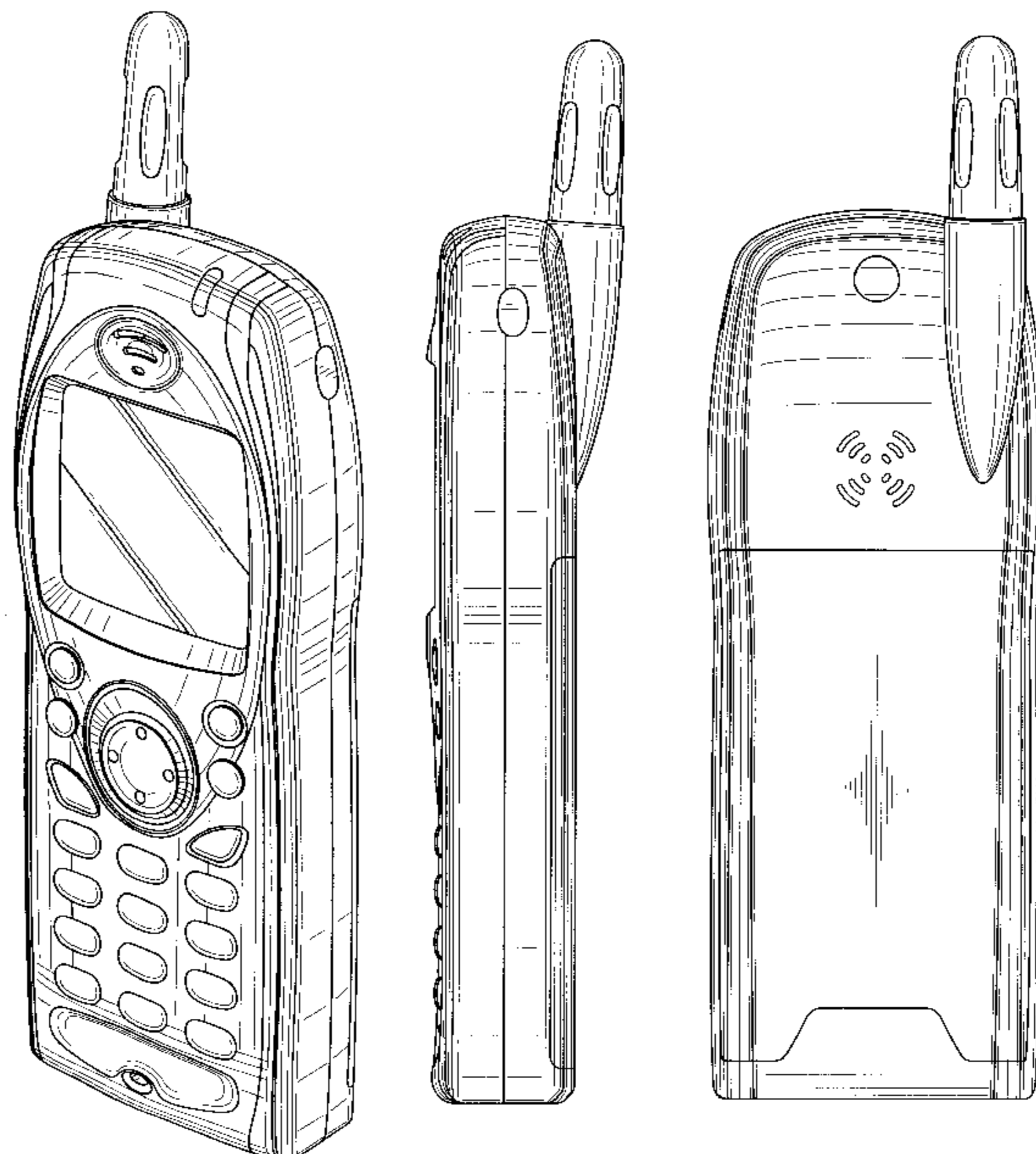


FIG. 1

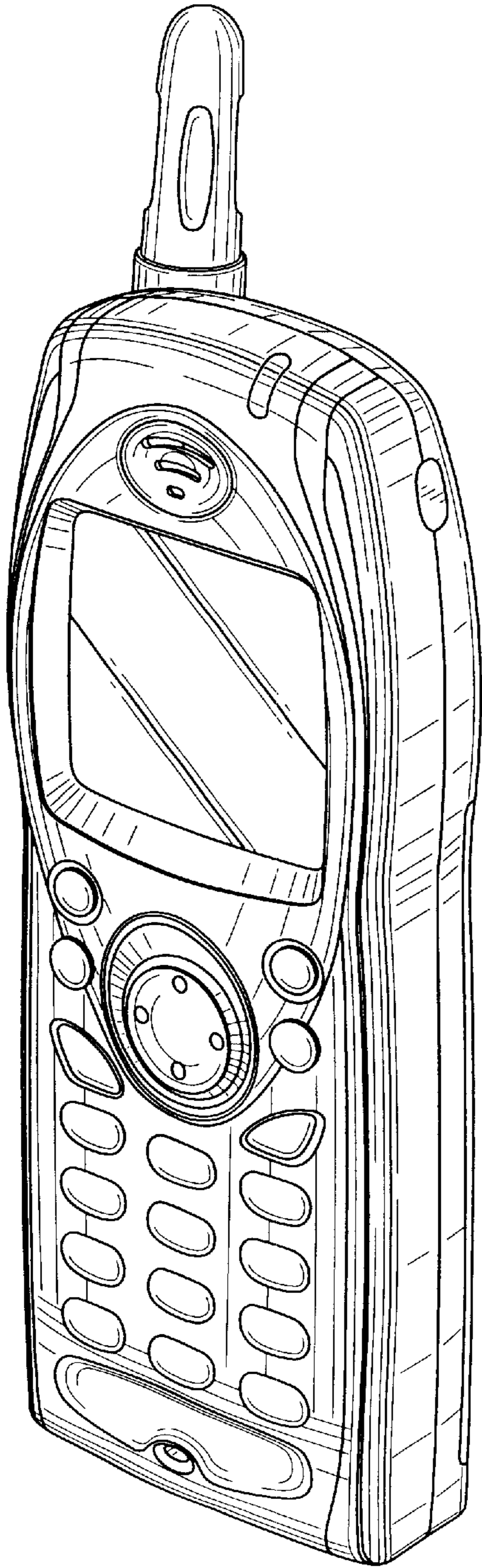


FIG. 2

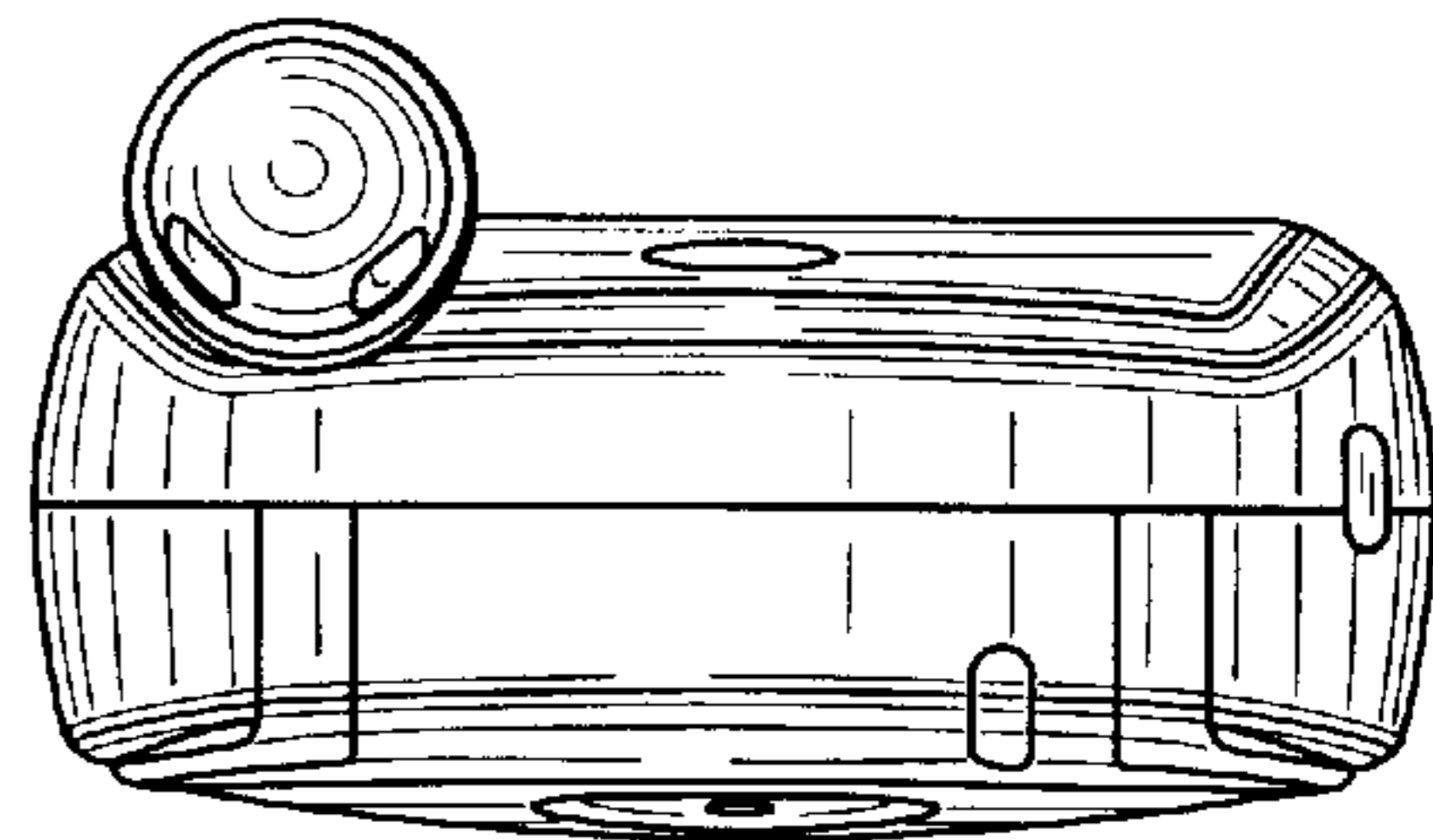


FIG. 3




FIG. 4

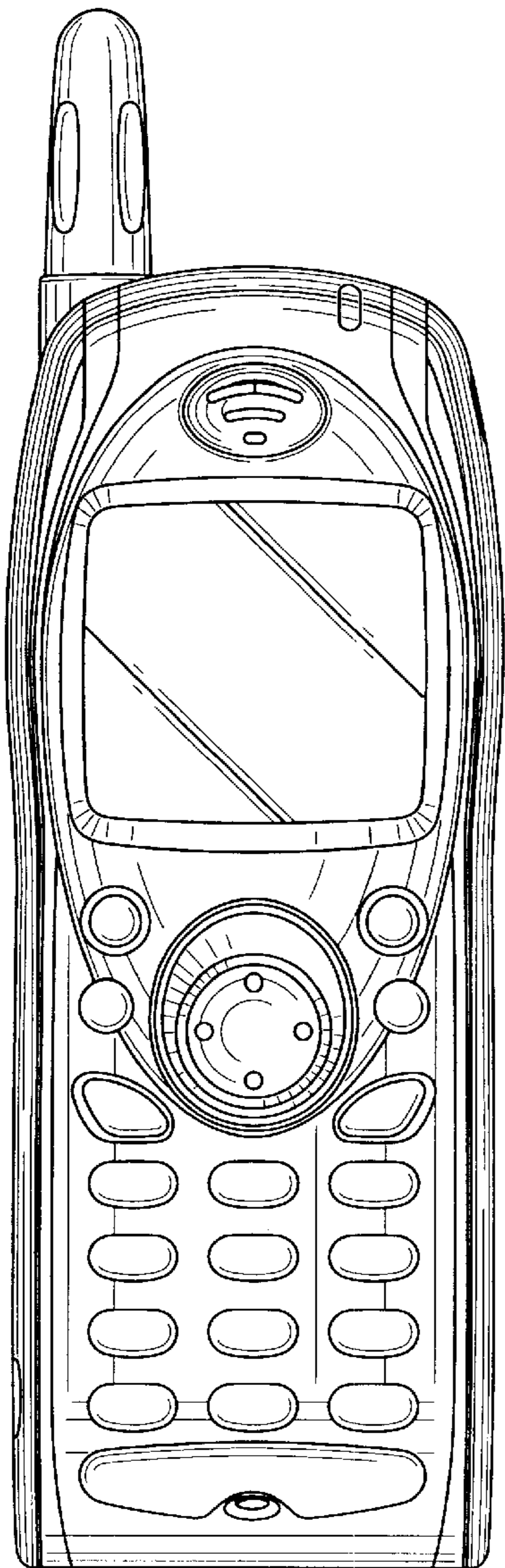


FIG. 5

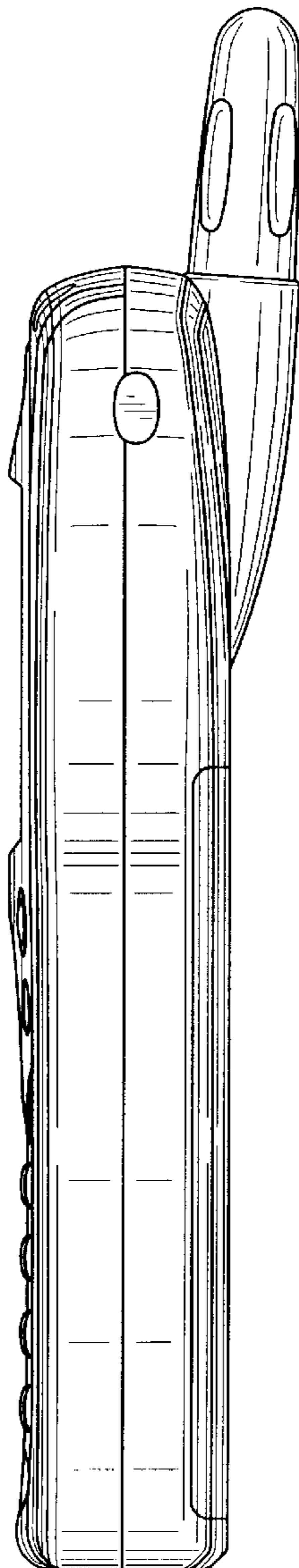


FIG. 6

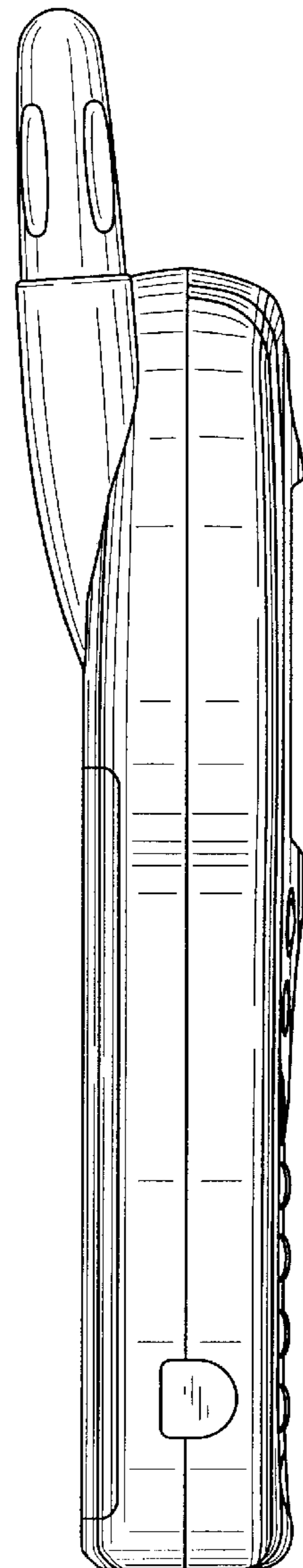


FIG. 7

