



US00D456373S

(12) **United States Design Patent**
Usami et al.

(10) **Patent No.:** **US D456,373 S**

(45) **Date of Patent:** **** Apr. 30, 2002**

(54) **DIGITAL VIDEO DISK PLAYER WITH LCD MONITOR**

D412,900 S * 8/1999 Utsugi D14/156
D424,050 S * 5/2000 Sakamoto et al. D14/136
D435,527 S * 12/2000 Iino et al. D14/136

(75) Inventors: **Seiji Usami; Tazuo Orihara; Noriaki Itai**, all of Tochigi-ken (JP)

* cited by examiner

(73) Assignee: **Sharp Kabushiki Kaisha**, Osaka (JP)

Primary Examiner—Nanda Bondade

(**) Term: **14 Years**

(74) *Attorney, Agent, or Firm*—Nixon & Vanderhye

(21) Appl. No.: **29/143,468**

(22) Filed: **Jun. 15, 2001**

(57) **CLAIM**

The ornamental design for a digital video disk player with LCD monitor, as shown and described.

(30) **Foreign Application Priority Data**

Dec. 20, 2000 (JP) 2000-036403

DESCRIPTION

(51) **LOC (7) Cl.** **14-01**

(52) **U.S. Cl.** **D14/136; D14/129**

(58) **Field of Search** D14/126–136,
D14/156–157, 167–168, 327; 348/794;
369/75.1, 75.2, 77.1, 77.2; 455/344–347,
350–351


FIG. 1 is a front, bottom and right side perspective view of a digital video disk player with LCD monitor in a partially opened condition according to our design;
FIG. 2 is a front elevational view thereof in an open condition;
FIG. 3 is a top plan view thereof;
FIG. 4 is a rear elevational view thereof;
FIG. 5 is a bottom plan view thereof;
FIG. 6 is a right side elevational view thereof;
FIG. 7 is a left side elevational view thereof;
FIG. 8 is a front, left side and bottom perspective view thereof in a closed position; and,
FIG. 9 is a front, top and left side perspective view thereof in a closed position.

(56) **References Cited**

U.S. PATENT DOCUMENTS

5,265,083 A * 11/1993 Ishi et al. 369/75.2
D342,501 S * 12/1993 Saeki et al. D14/126
D371,357 S * 7/1996 Nakamura D14/136
D377,648 S * 1/1997 Young D14/136

1 Claim, 7 Drawing Sheets



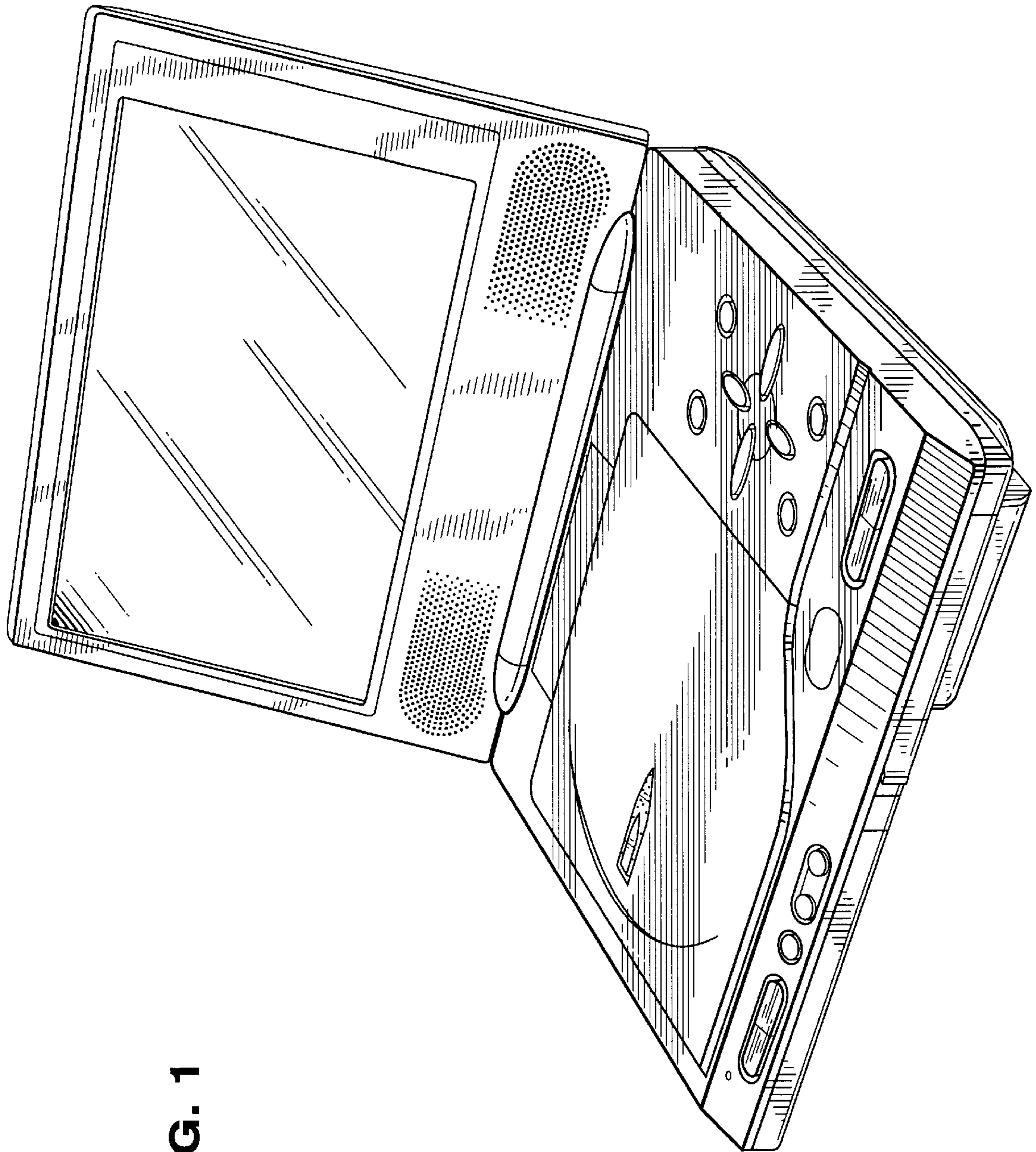


FIG. 1

FIG. 2

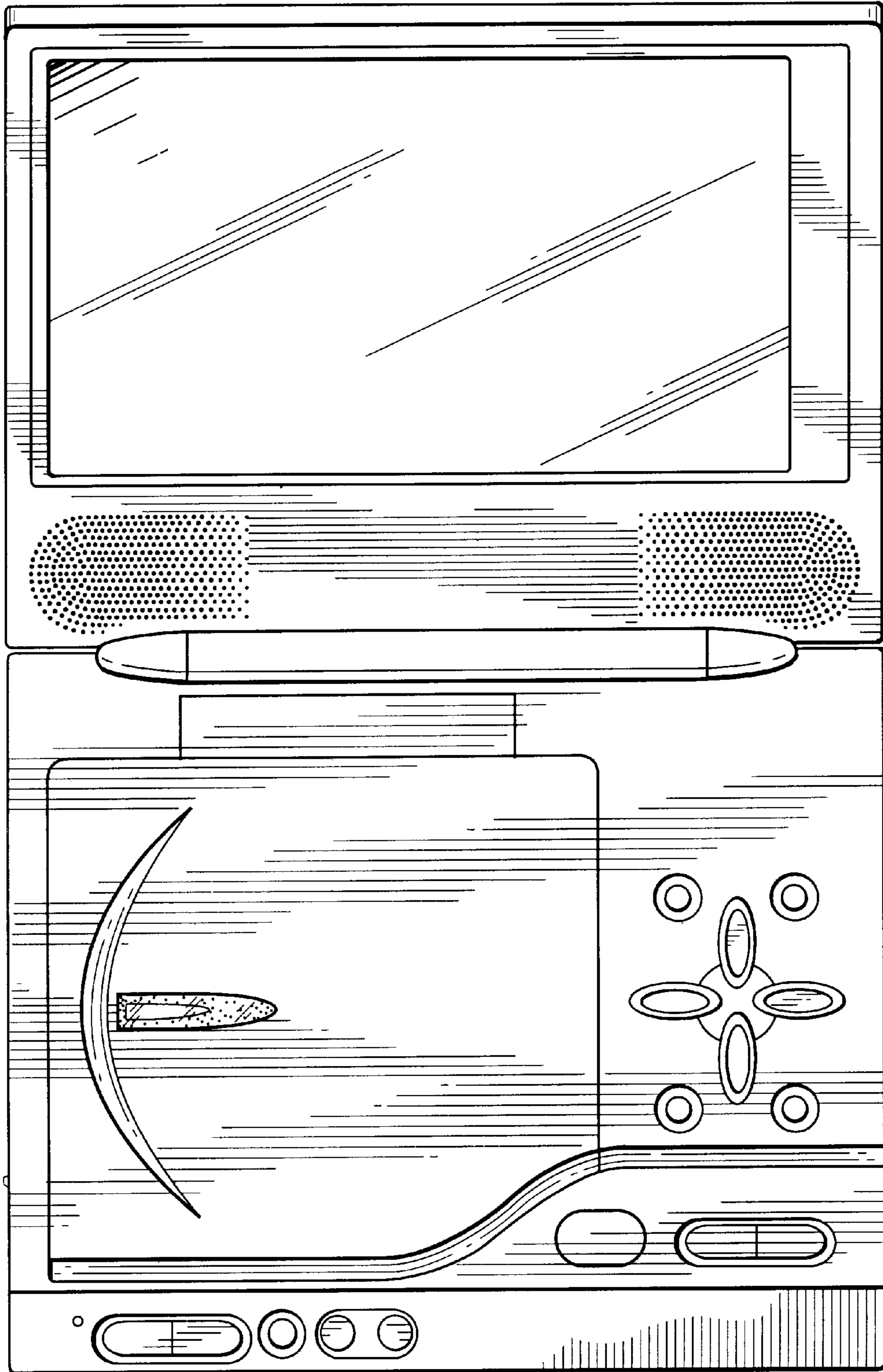


FIG. 3


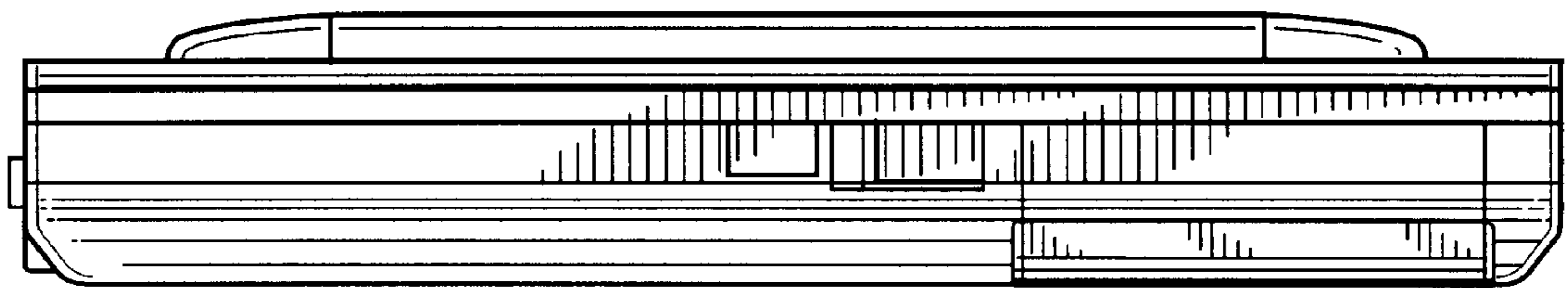


FIG. 5



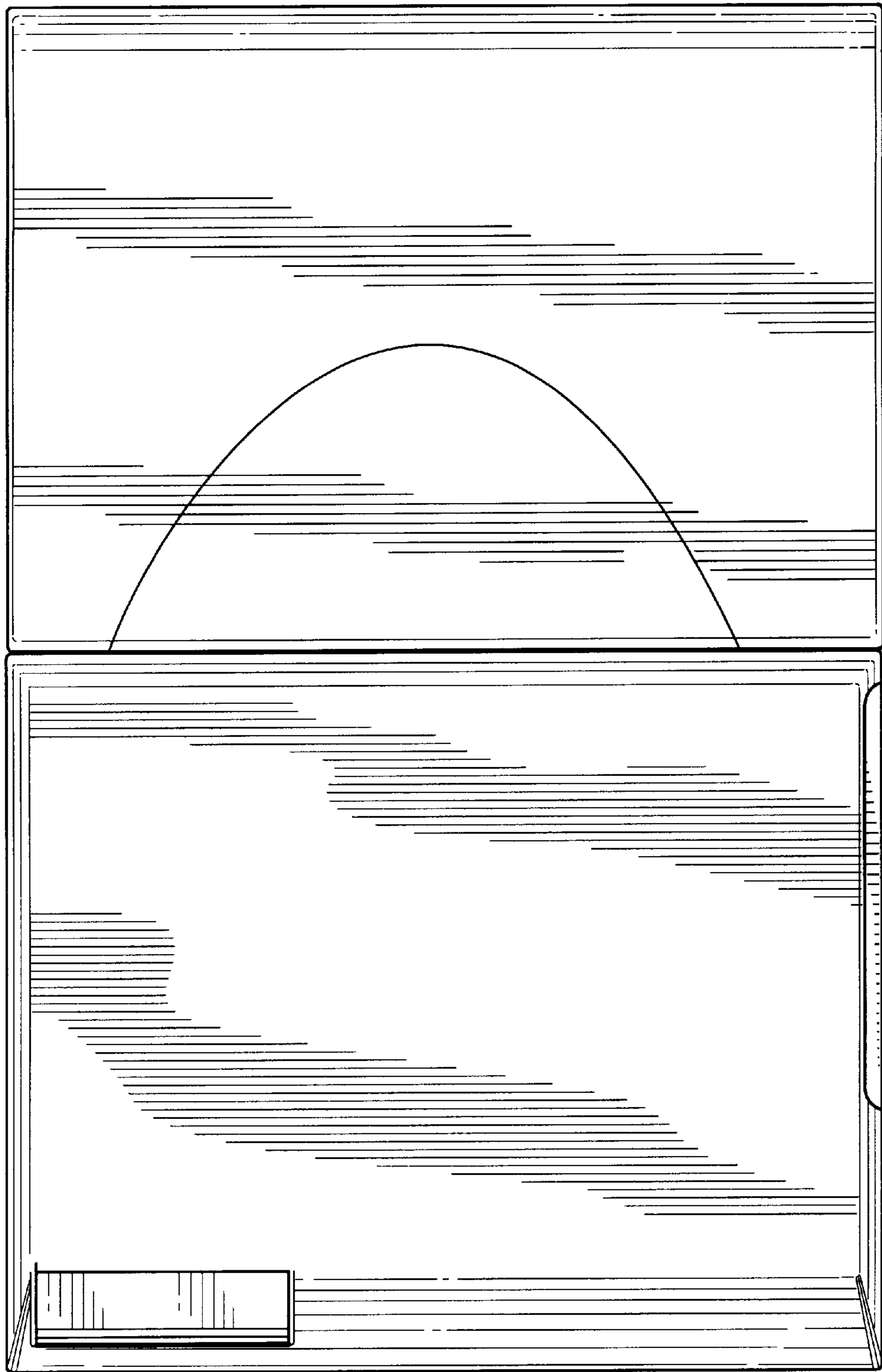


FIG. 4

FIG. 6

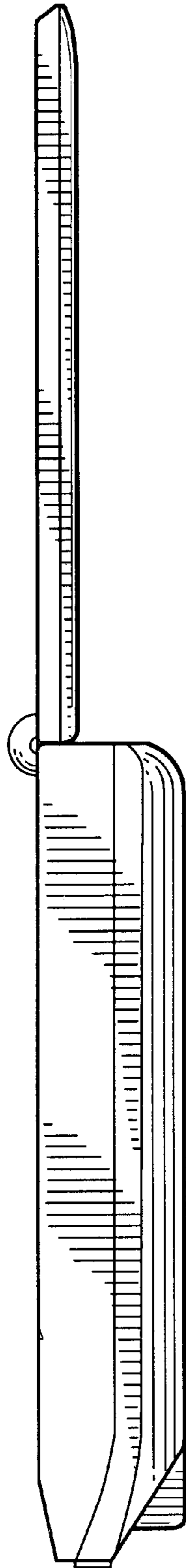


FIG. 7




FIG. 8

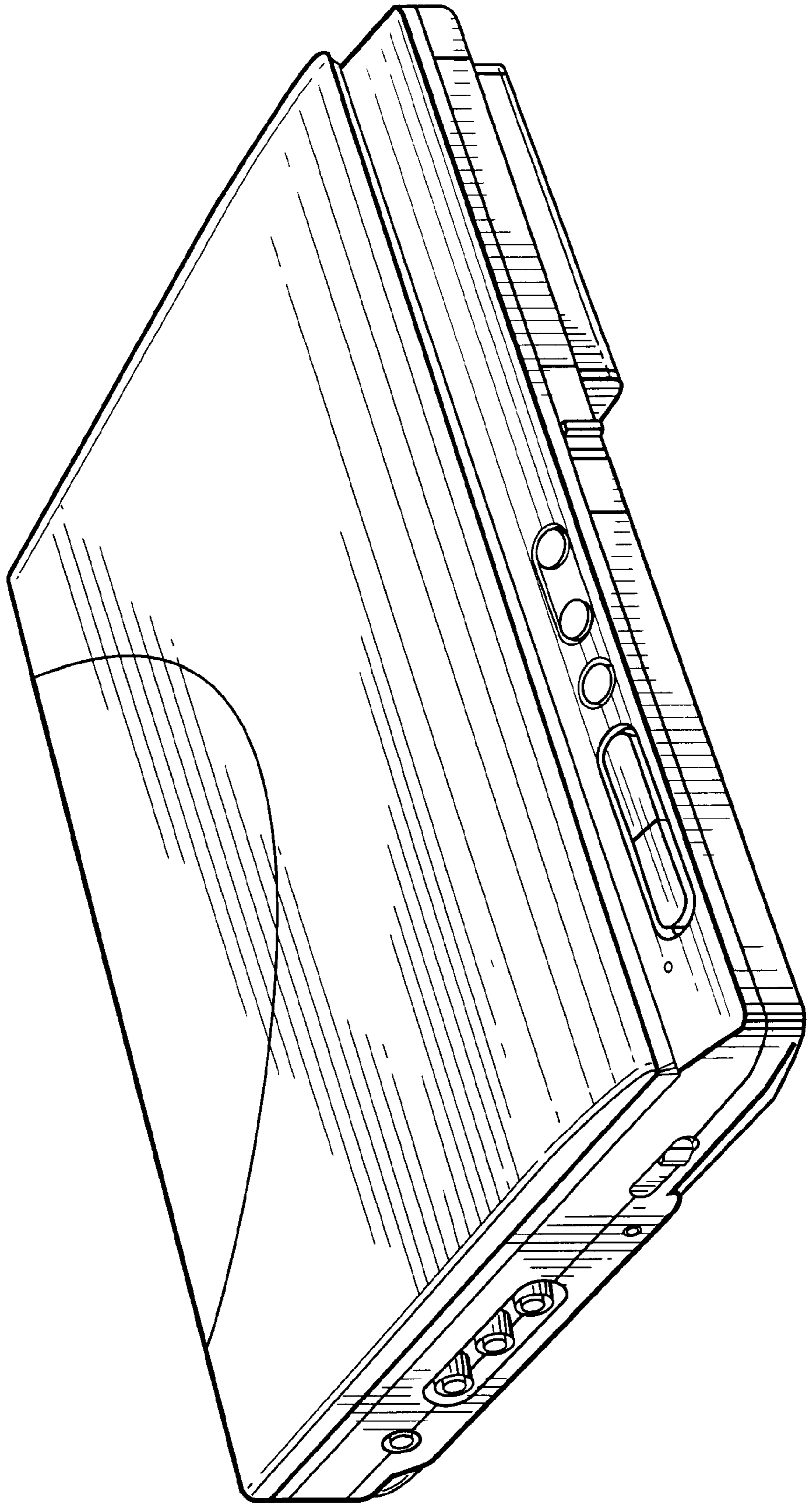


FIG. 9

