



US00D456368S

(12) **United States Design Patent** (10) **Patent No.:** **US D456,368 S**  
**Beecroft et al.** (45) **Date of Patent:** **\*\* Apr. 30, 2002**

(54) **TELEVISION SET TOP BOX**  
(75) Inventors: **Troy C. Beecroft; Erica L. Cornett,**  
both of Westminster, CO (US)  
(73) Assignee: **Qwest Communications Int'l, Inc.,**  
Denver, CO (US)  
(\*\*) Term: **14 Years**  
(21) Appl. No.: **29/116,067**  
(22) Filed: **Dec. 23, 1999**  
(51) **LOC (7) Cl.** ..... **14-03**  
(52) **U.S. Cl.** ..... **D14/125**  
(58) **Field of Search** ..... D14/356, 362,  
D14/365, 496, 125, 135, 136, 239, 299;  
348/10

(56) **References Cited**  
**U.S. PATENT DOCUMENTS**  
5,593,220 A \* 1/1997 Seid et al. .... D12/223.1 X  
D380,214 S \* 6/1997 Cha ..... D14/135  
D381,648 S \* 7/1997 Tanaka et al. .... D14/125  
D407,082 S \* 3/1999 Waaler ..... D14/442  
D413,333 S \* 8/1999 Kitajima et al. .... D14/242  
6,112,010 A \* 8/2000 Koyama et al. .... 386/125

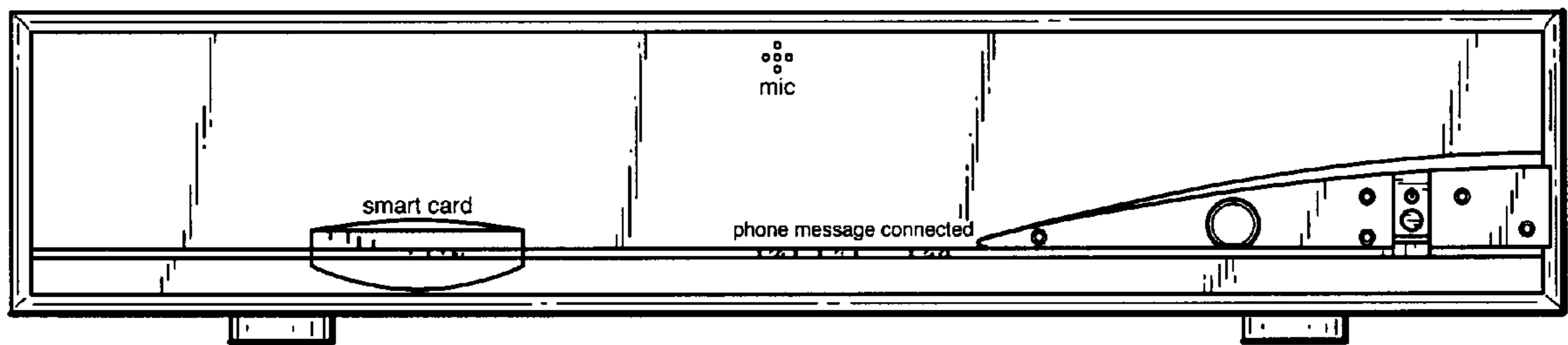
\* cited by examiner

*Primary Examiner*—Philip S. Hyder  
*Assistant Examiner*—C. Tuttle  
(74) *Attorney, Agent, or Firm*—Marsh Fischmann & Breyfogle LLP

(57) **CLAIM**  
The ornamental design for a television set top box, as shown and described.

**DESCRIPTION**  
FIG. 1 is a front elevational view of the television set top box thereof;  
FIG. 2 is a back elevational view of the television set top box thereof;  
FIG. 3 is a right side view of the television set top box thereof;  
FIG. 4 is a left side view of the television set top box thereof;  
FIG. 5 is a top plan view of the television set top box thereof; and,  
FIG. 6 is a bottom plan view of the television set top box thereof.  
The broken lines are for illustrative purposes only in form no part of the claim designed.

**1 Claim, 4 Drawing Sheets**



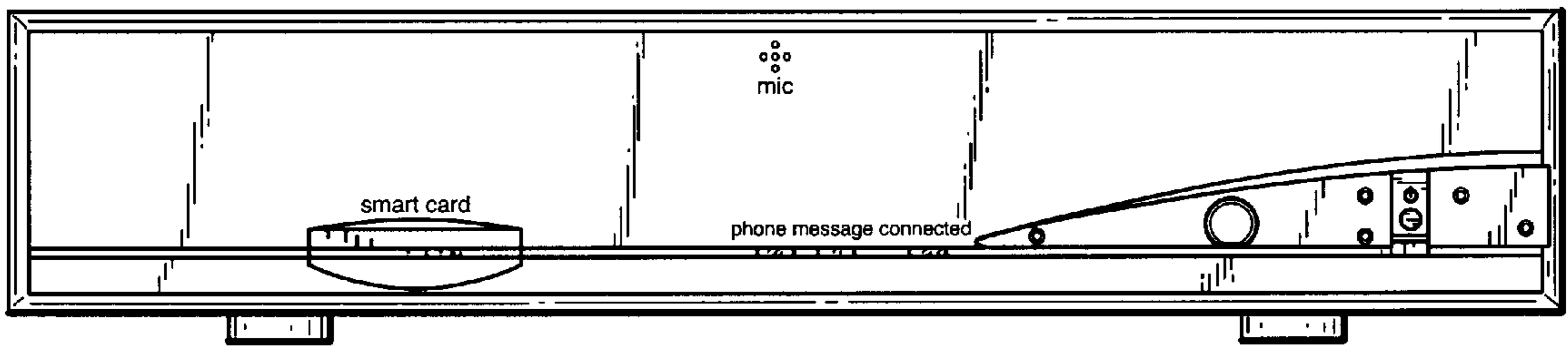


FIG. 1

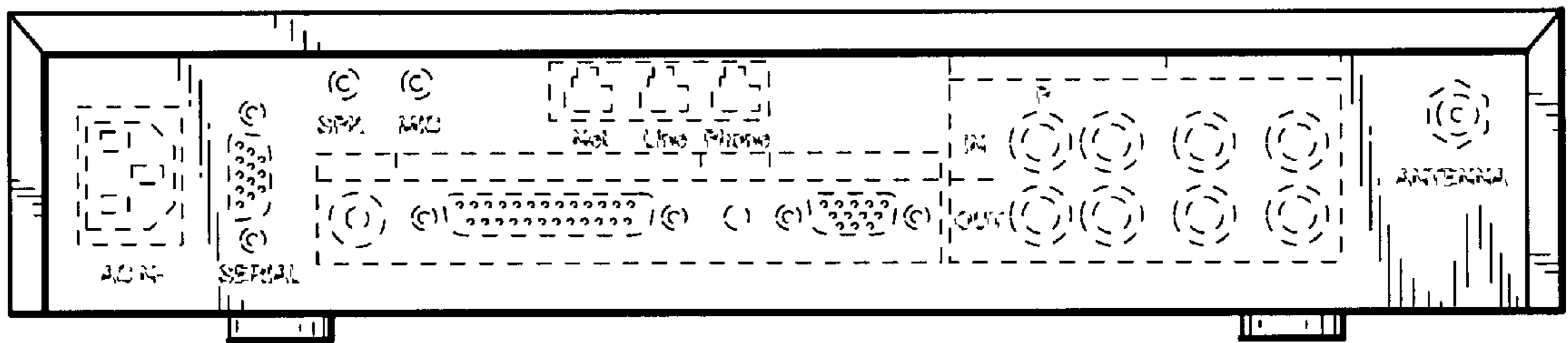


FIG. 2

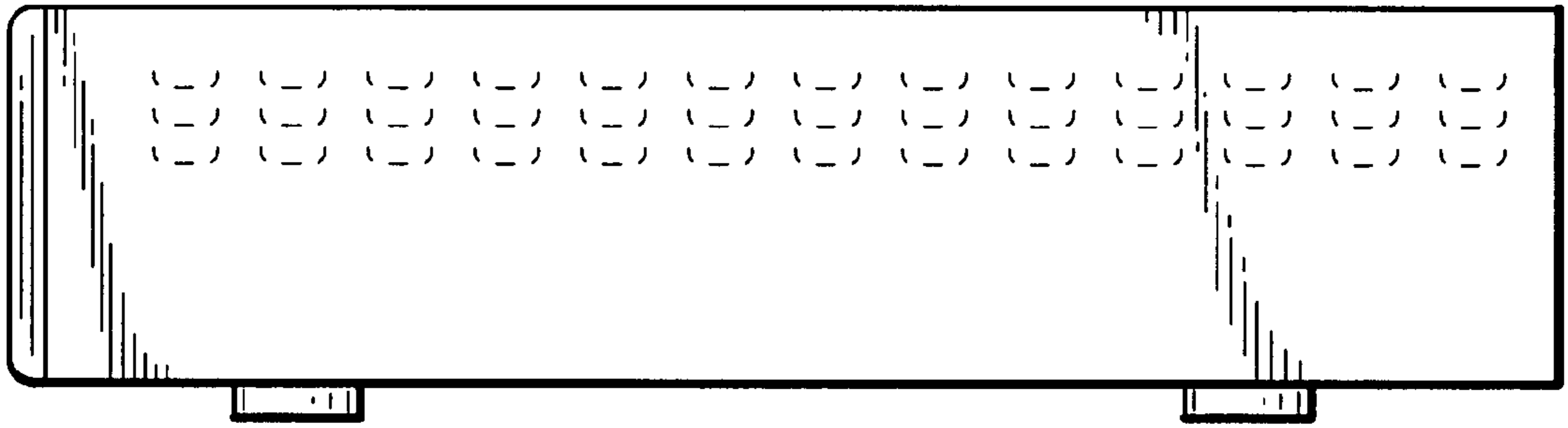


FIG. 3




FIG. 4

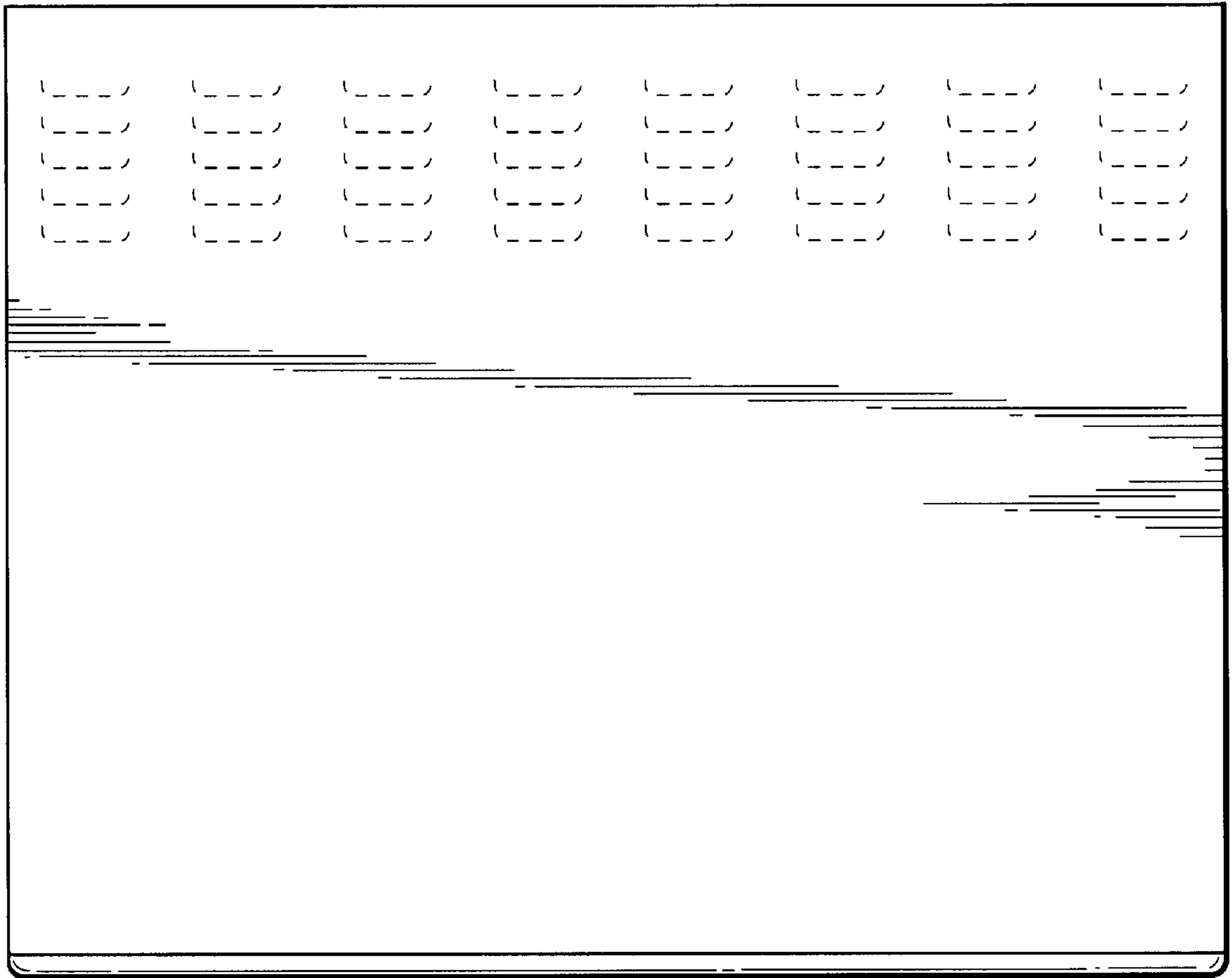


FIG.5

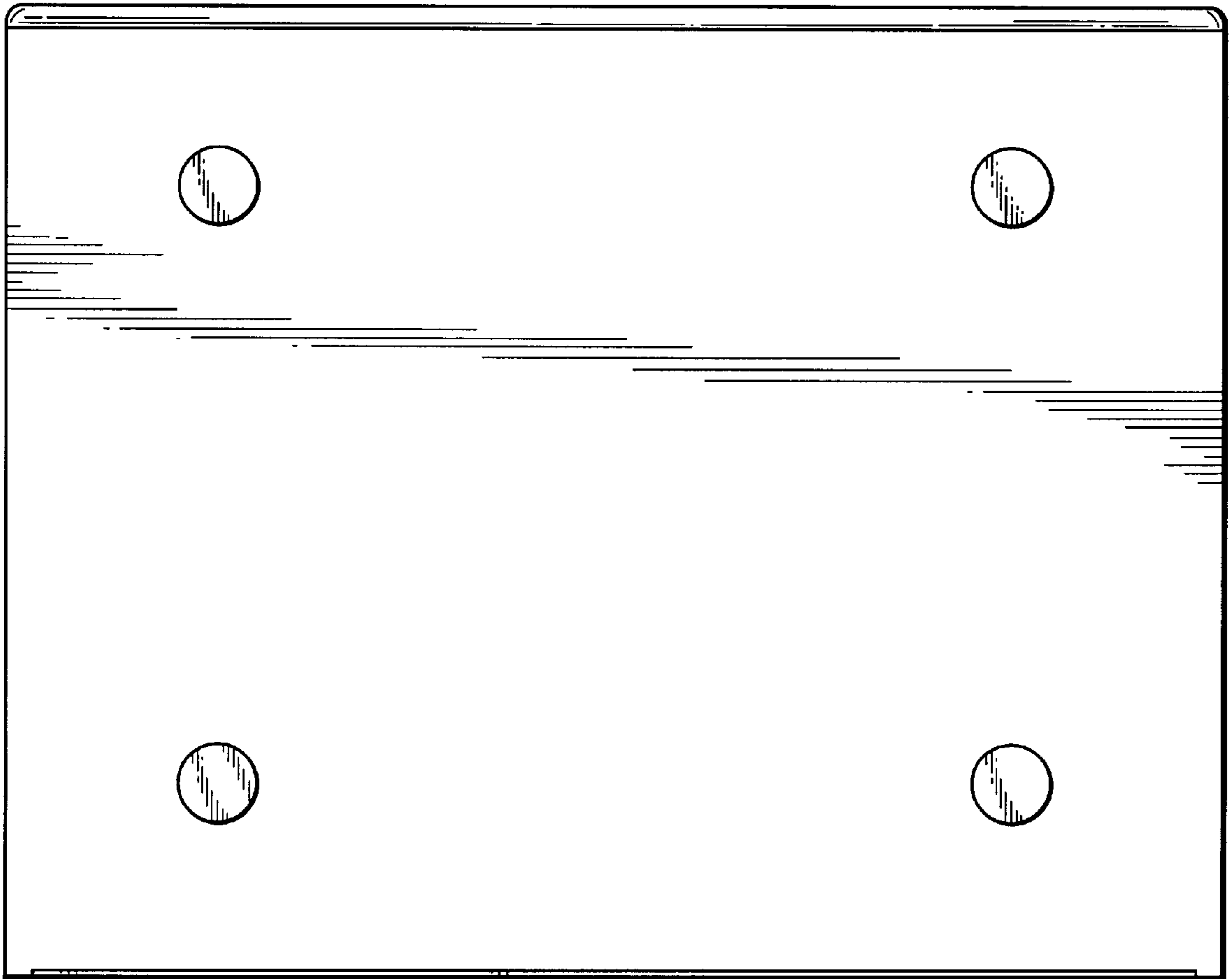


FIG.6

UNITED STATES PATENT AND TRADEMARK OFFICE  
**CERTIFICATE OF CORRECTION**

PATENT NO. : Des. 456,368 S  
DATED : April 30, 2002  
INVENTOR(S) : Beecroft et al.

Page 1 of 1

It is certified that error appears in the above-identified patent and that said Letters Patent is hereby corrected as shown below:

Column 2,


Lines 10, 12, 14, 15, 16 and 19, delete the word "thereof";

Line 21, insert -- The configuration within the unshaded areas of Fig. 1 form no part of the clam designed --.

Signed and Sealed this

First Day of October, 2002

*Attest:*

A handwritten signature in black ink, appearing to read "James E. Rogan", with a horizontal line drawn underneath it.

*Attesting Officer*

JAMES E. ROGAN  
*Director of the United States Patent and Trademark Office*