



US00D456366S

(12) **United States Design Patent**
Montagnino et al.

(10) **Patent No.:** **US D456,366 S**

(45) **Date of Patent:** **** Apr. 30, 2002**

(54) **HEATING PAD CONTROLLER**

(75) Inventors: **James G. Montagnino**, St. Charles;
Paul D. Cecil, Aurora, both of IL (US);
Mark A. Castracane, Hattiesburg, MS
(US); **Mark S. K. Gullickson**, Chicago,
IL (US); **Martijn Jan Van De Weil**,
Chicago, IL (US); **Todd A. Zeilinger**,
Chicago, IL (US)

(73) Assignee: **Sunbeam Products, Inc.**, Boca Raton,
FL (US)

(**) Term: **14 Years**

(21) Appl. No.: **29/135,652**

(22) Filed: **Jan. 14, 2001**

(51) **LOC (7) Cl.** **13-03**

(52) **U.S. Cl.** **D13/168**

(58) **Field of Search** D13/158, 159,
D13/160, 162, 164, 168, 174, 177; D14/218,
299; 338/172, 178, 179, 191, 200; 455/151.1-151.4,
352-355

(56) **References Cited**

U.S. PATENT DOCUMENTS

D318,670 S	*	7/1991	Taniguchi	D14/205
D326,655 S	*	6/1992	Iribe	D14/192
D341,569 S	*	11/1993	Prins et al.	D13/168
D344,524 S	*	2/1994	Taniguchi	D14/218
5,451,747 A	*	9/1995	Sullivan et al.	219/528

D363,933 S	*	11/1995	Starck	D14/218
D419,556 S	*	1/2000	Haney	D14/192
D420,004 S	*	2/2000	Haney	D14/192
D433,388 S	*	11/2000	Picozza et al.	D13/168
D448,359 S	*	9/2001	Do et al.	D14/223

* cited by examiner

Primary Examiner—Ted Shooman

Assistant Examiner—Selina Sikder

(74) *Attorney, Agent, or Firm*—Kramer Levin Naftalis &
Frankel LLP

(57) **CLAIM**

The ornamental design for a heating pad controller, as shown
and described.

DESCRIPTION

FIG. 1 is a front left perspective view of an exemplary
heating pad controller according to an embodiment of the
present invention.

FIG. 2 is a top plan view of the heating pad controller.

FIG. 3 is a bottom plan view of the heating pad controller.

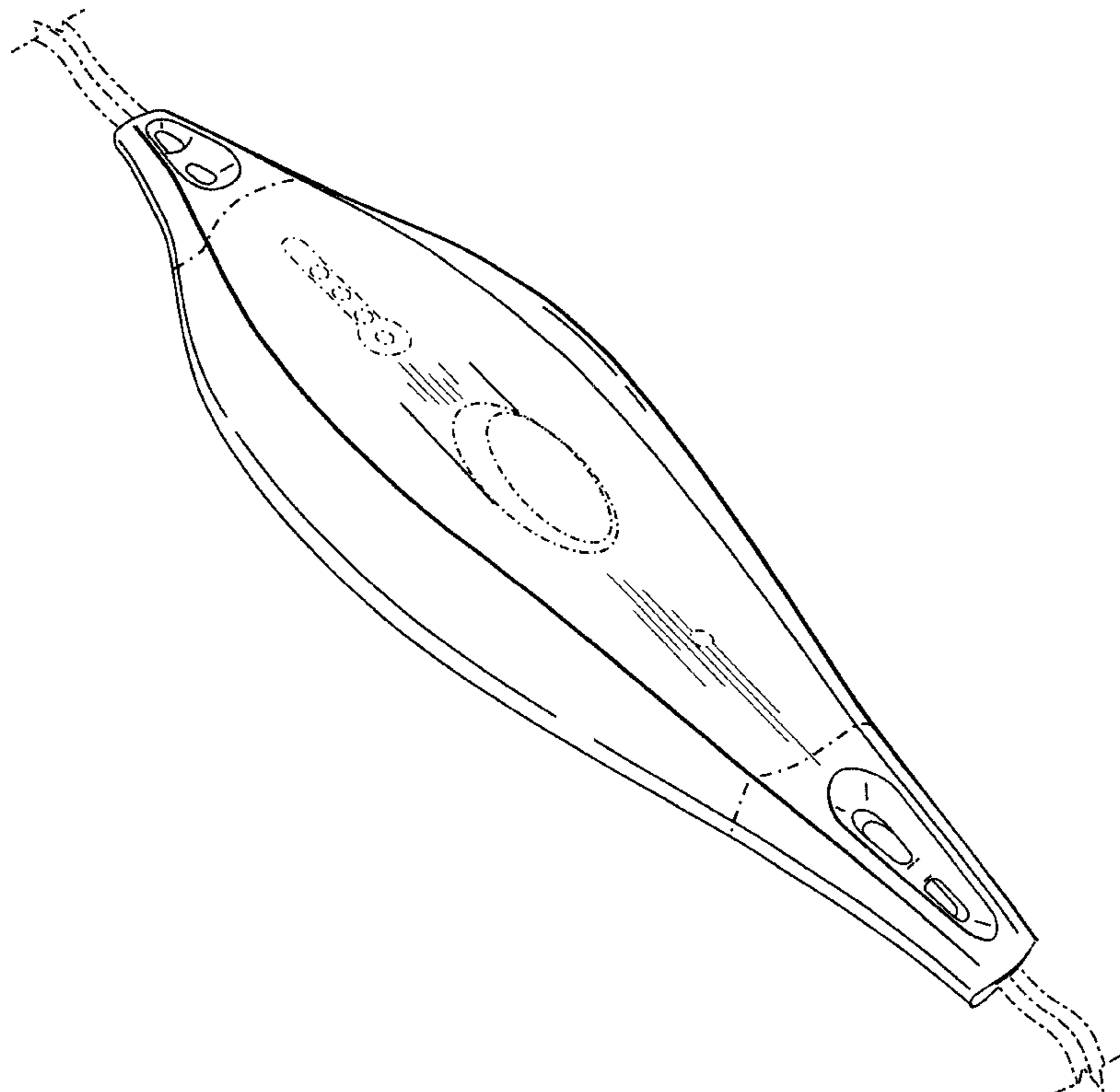
FIG. 4 is a right side elevational view of the heating pad
controller, the left side being a mirror image.

FIG. 5 is a back elevational view of the heating pad
controller; and,

FIG. 6 is a front elevational view of the heating pad
controller.

The broken line showing of the environment is for illustra-
tive purposes only and forms no part of the claimed design.

1 Claim, 3 Drawing Sheets



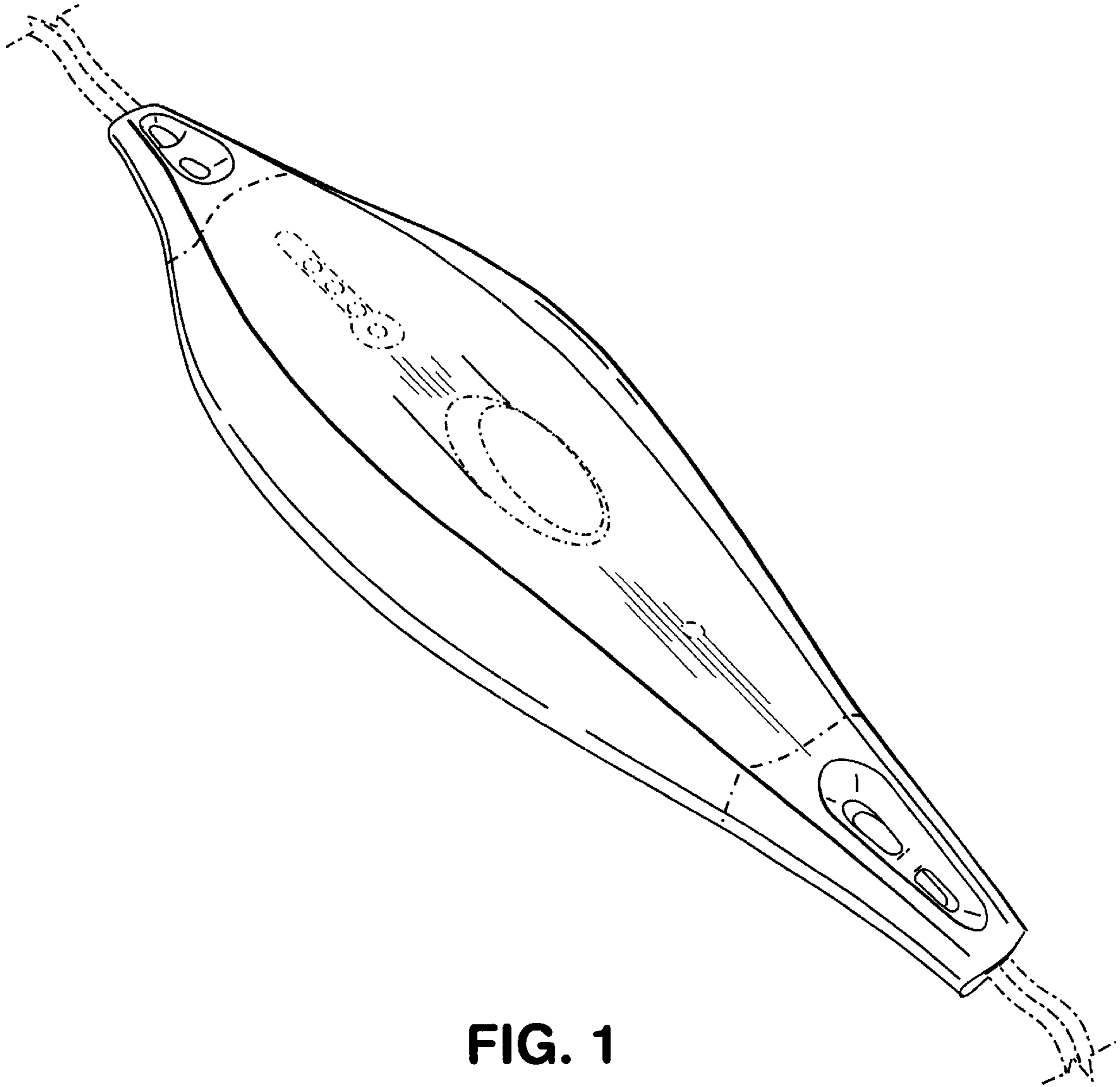


FIG. 1

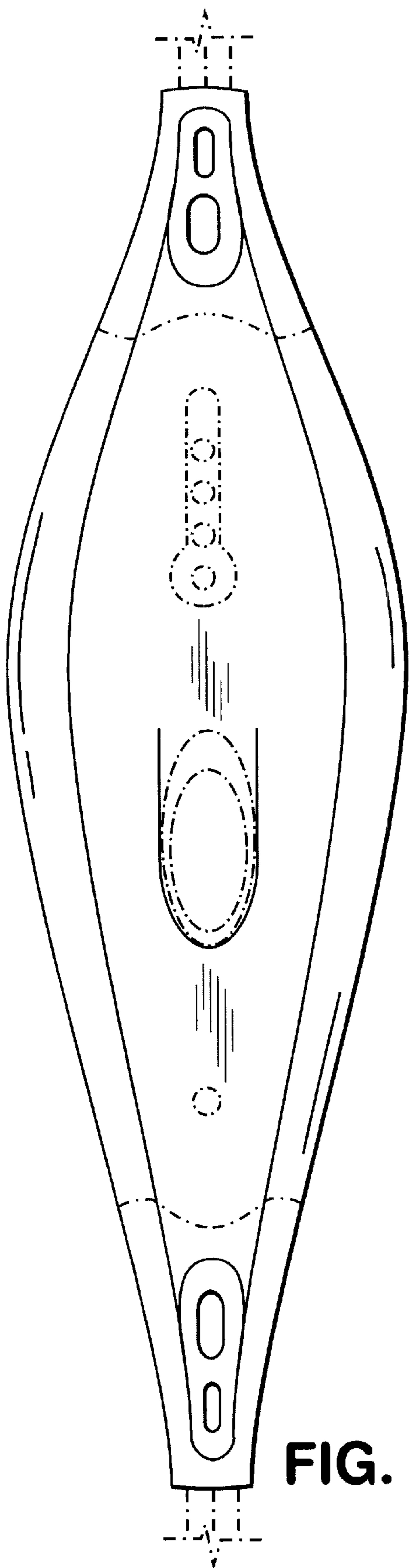


FIG. 2

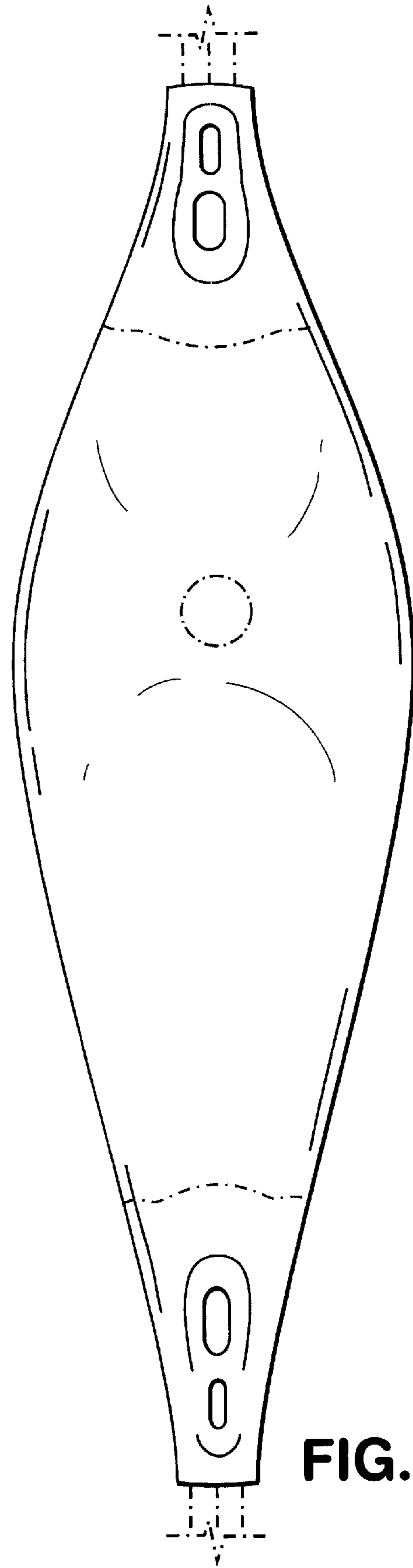


FIG. 3

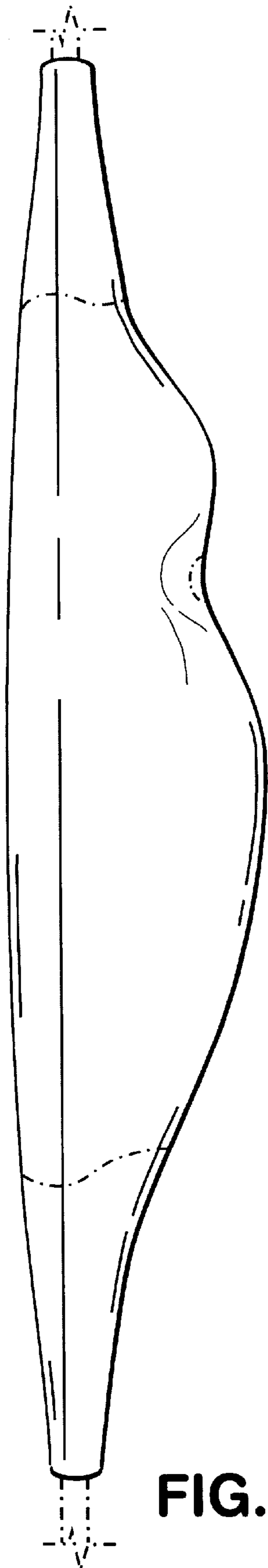


FIG. 4

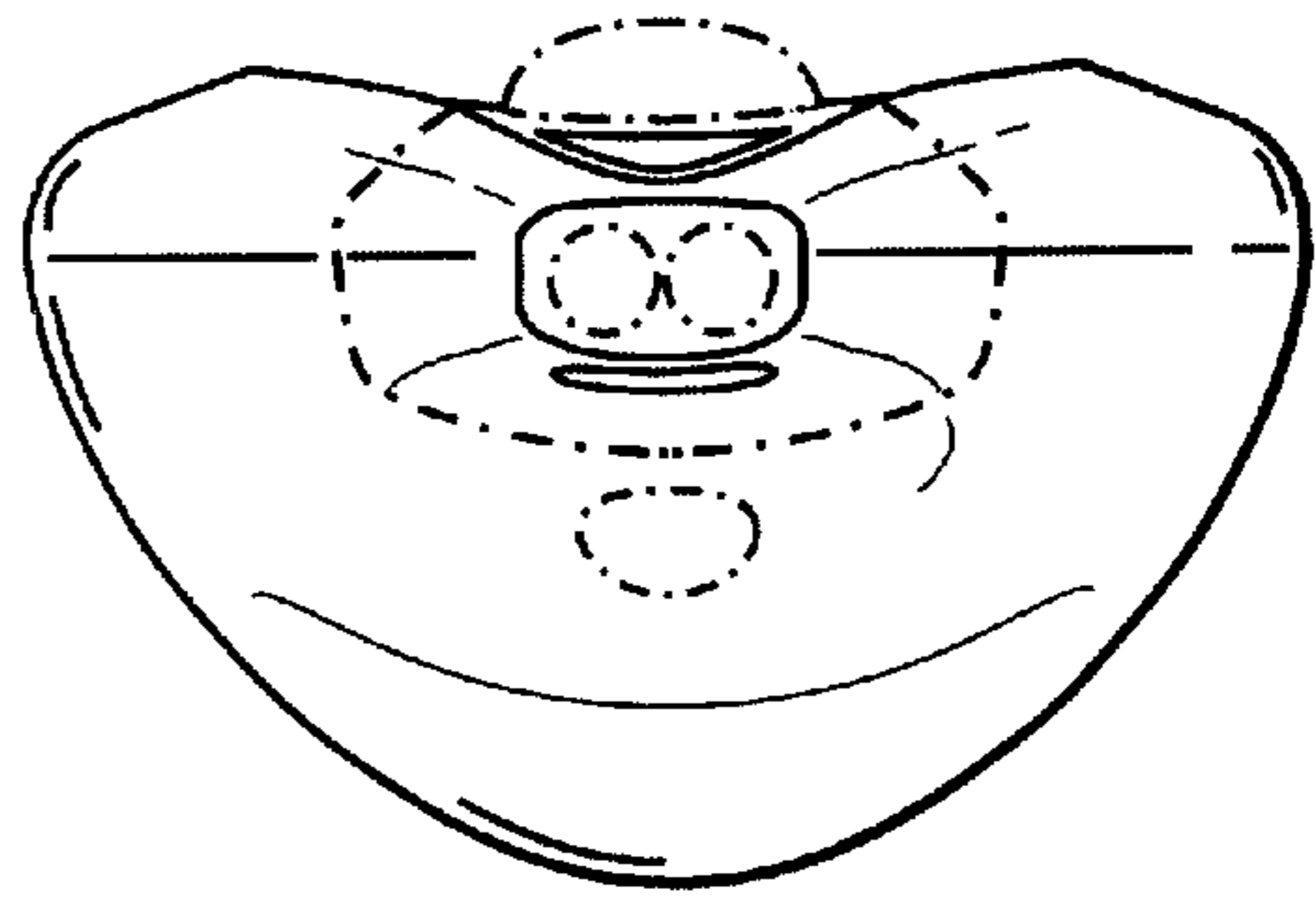


FIG. 5

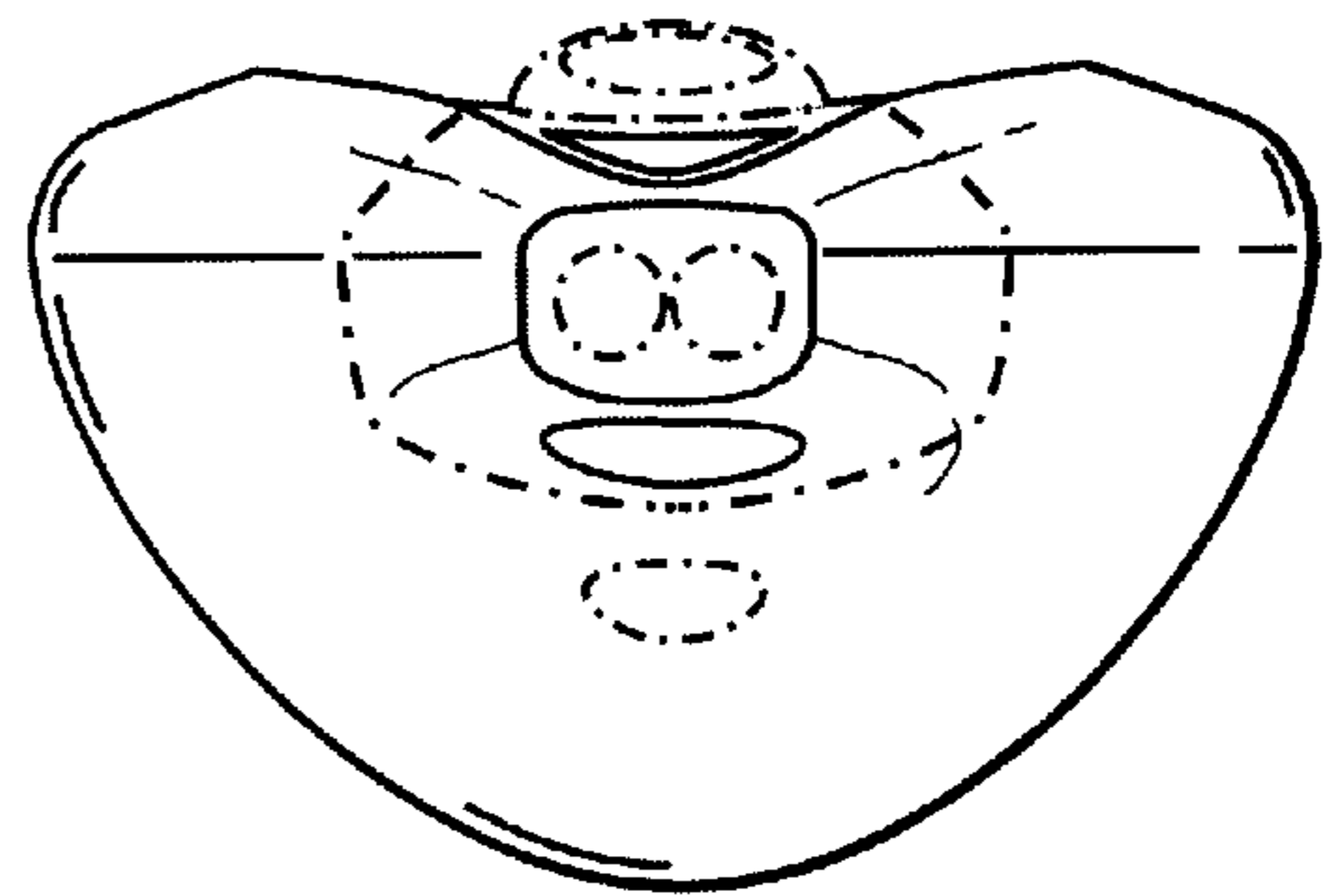


FIG. 6