



US00D456360S

(12) **United States Design Patent**
Chan

(10) **Patent No.:** **US D456,360 S**

(45) **Date of Patent:** **** Apr. 30, 2002**

(54) **RETRACTABLE PHONE CORD**

FOREIGN PATENT DOCUMENTS

(75) **Inventor:** **Chuk Shun Chan**, Kowloon (HK)

XH DM/052 137 4/2000
XH DM/052 168 4/2000

(73) **Assignee:** **Pollyflame International, B.V.**,
Roelofarendsveen (NL)

OTHER PUBLICATIONS

(**) **Term:** **14 Years**

Hong Kong Enterprise vol. 9 Oct., 2000 p. 2.

(21) **Appl. No.:** **29/143,815**

* cited by examiner

(22) **Filed:** **Jun. 20, 2001**

Primary Examiner—Jennifer Rivard
(74) *Attorney, Agent, or Firm*—Greer, Burns & Crain, Ltd.

(30) **Foreign Application Priority Data**

(57) **CLAIM**

Dec. 20, 2000 (XH) DM/054 610

The ornamental design for a retractable phone cord, as shown and described.

(51) **LOC (7) Cl.** **13-03**

DESCRIPTION

(52) **U.S. Cl.** **D13/153**

(58) **Field of Search** 174/68.1, 70 R;
D13/153; 191/12.2 R, 12.4 R; 379/438

FIG. 1 is a perspective view of the retractable phone cord showing the new design;

(56) **References Cited**

U.S. PATENT DOCUMENTS

D387,062 S * 12/1997 Heine D13/153 X
6,273,354 B1 * 8/2001 Kovacik et al. 191/12.2 R X
6,282,288 B1 * 8/2001 Liao 379/438
6,293,485 B1 * 9/2001 Hollowed 191/12.2 R X

FIG. 2 is a front view thereof;

FIG. 3 is a right view thereof;

FIG. 4 is a left view thereof.

FIG. 5 is a rear view thereof;

FIG. 6 is a top view thereof; and,

FIG. 7 is a bottom view thereof.

1 Claim, 1 Drawing Sheet

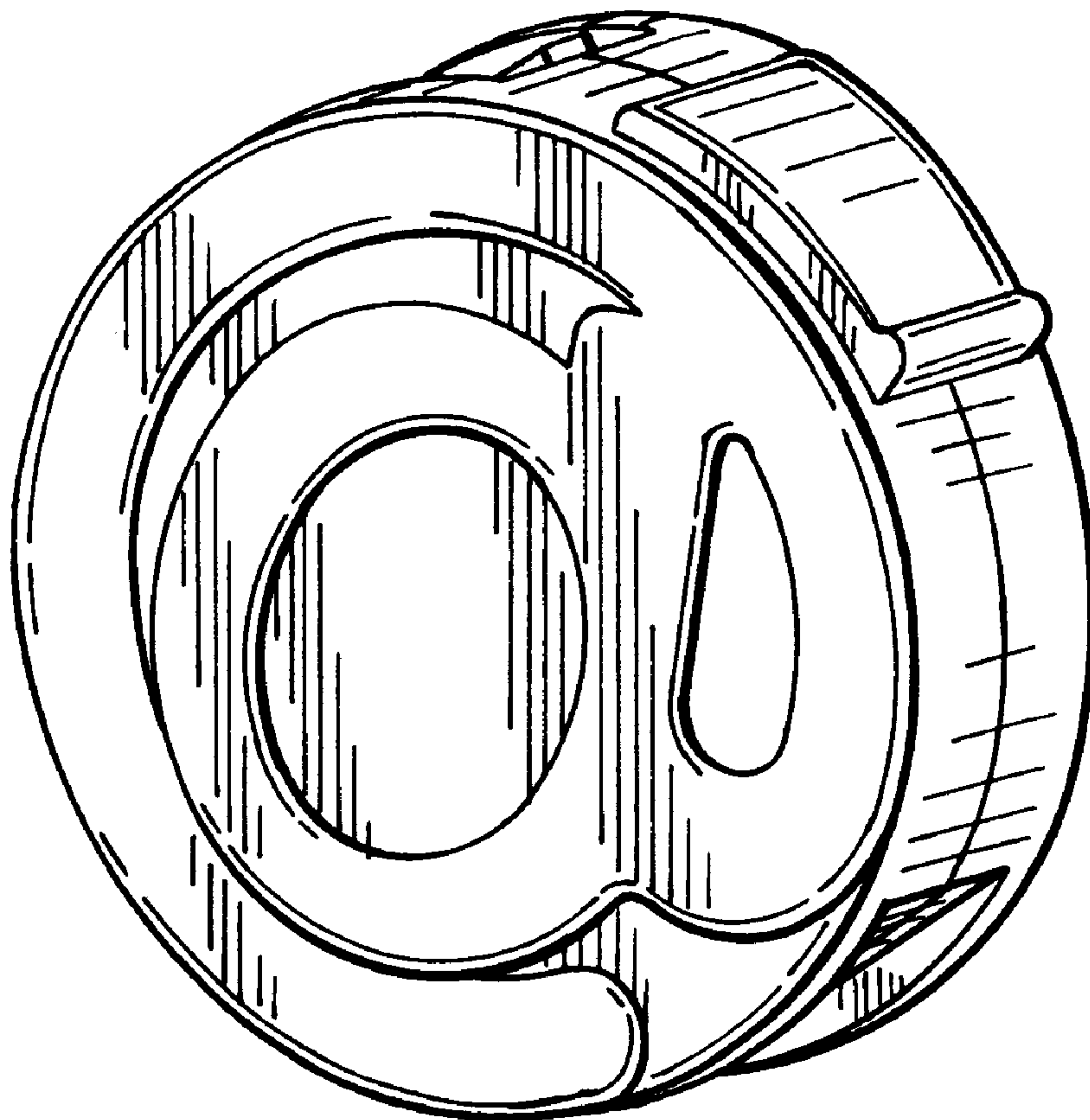


FIG.1

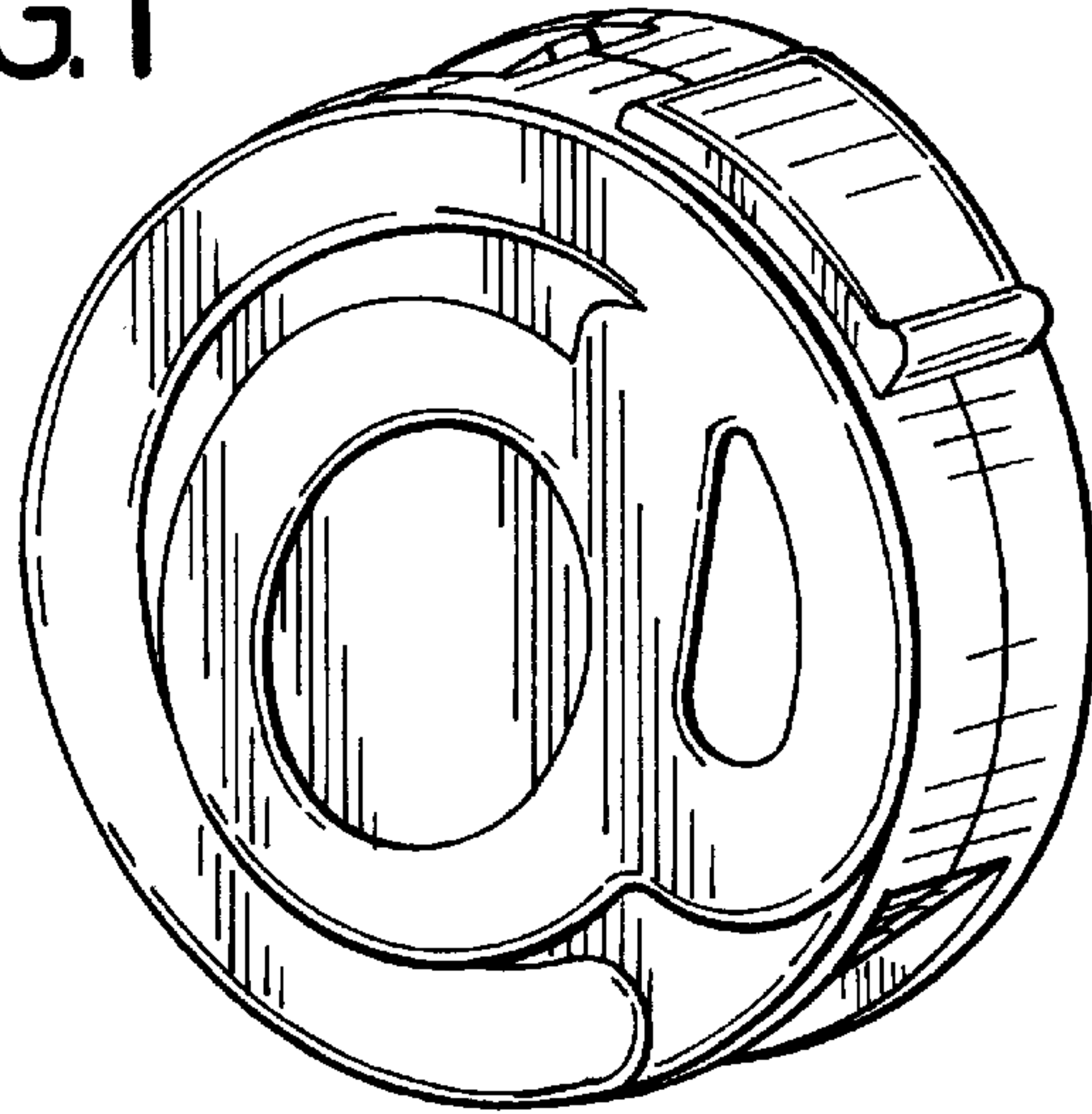


FIG.2

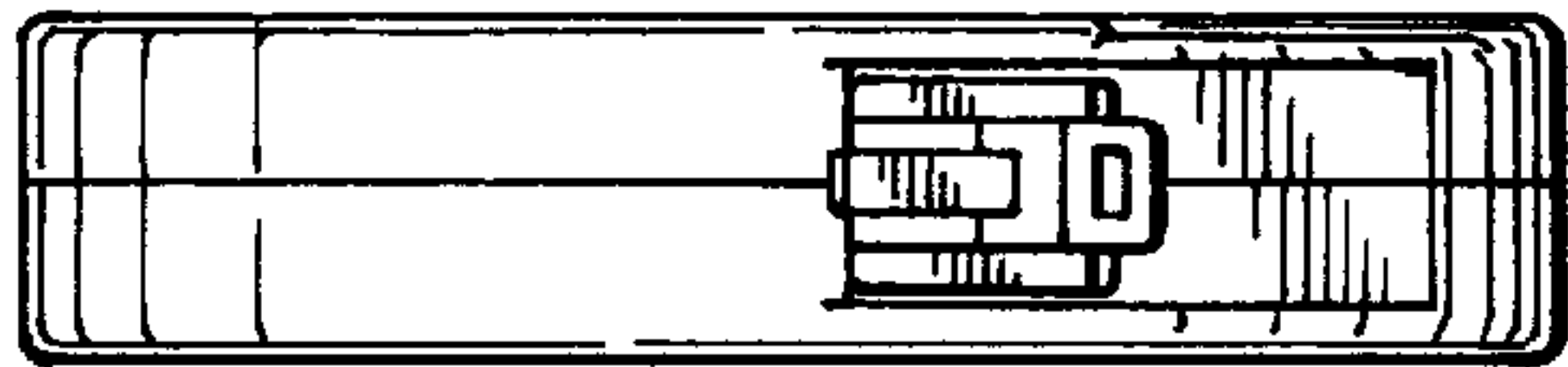


FIG.3




FIG.4




FIG.5

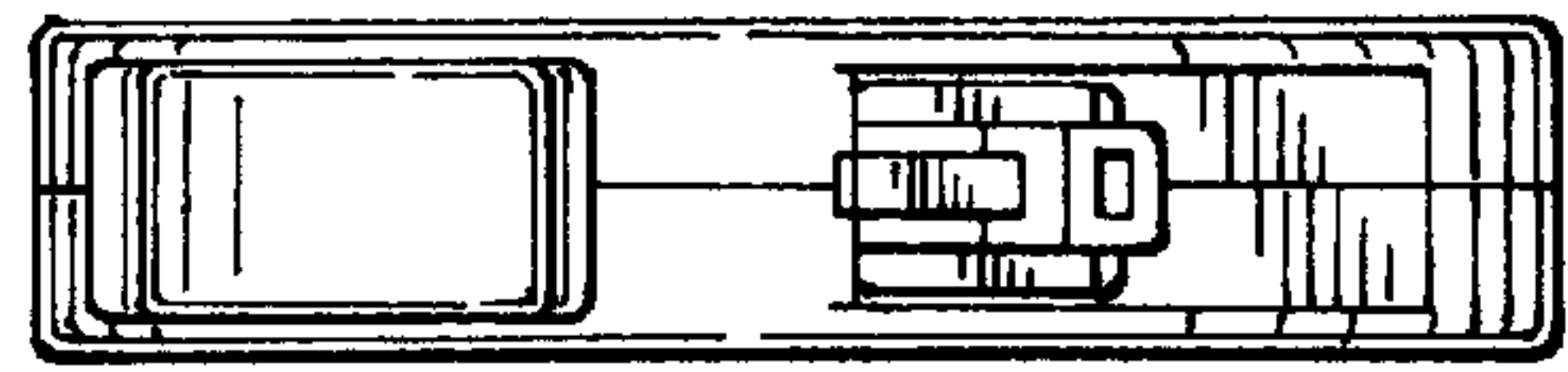


FIG.6

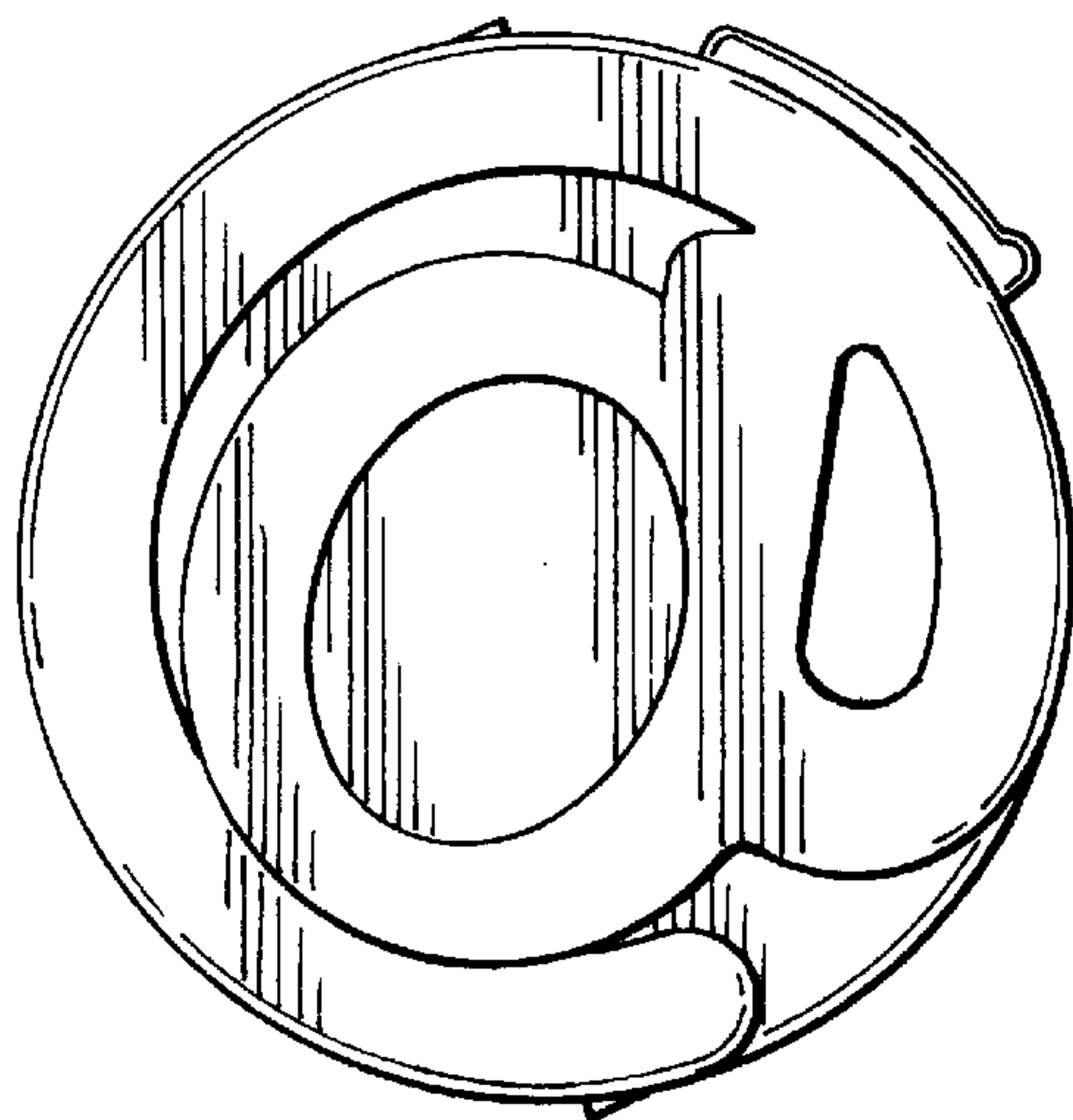


FIG.7

