



US00D456344S

(12) **United States Design Patent**  
**Rooney**

(10) **Patent No.:** **US D456,344 S**  
(45) **Date of Patent:** **\*\* Apr. 30, 2002**

(54) **TIRE TREAD**

(75) Inventor: **Timothy Michael Rooney**, Munroe Falls, OH (US)

(73) Assignee: **The Goodyear Tire & Rubber Company**, Akron, OH (US)

(\*\*) Term: **14 Years**

(21) Appl. No.: **29/138,245**

(22) Filed: **Mar. 9, 2001**

(51) **LOC (7) Cl.** ..... **12-15**

(52) **U.S. Cl.** ..... **D12/579**

(58) **Field of Search** ..... D12/506, 507,  
D12/512, 535, 536, 544, 547, 570, 571,  
579, 582, 900, 901; 152/209.1, 209.11,  
209.12, 209.17, 209.19, 209.22, 209.28

(56) **References Cited**

**U.S. PATENT DOCUMENTS**

D279,891 S	7/1985	German et al. ....	D12/146
5,085,259 A	2/1992	Goergen et al. ....	152/209 R
D412,472 S	8/1999	Brown et al. ....	D12/146
D412,873 S	8/1999	Rooney et al. ....	D12/147
D415,722 S	10/1999	Weed et al. ....	D12/147
D428,587 S	7/2000	Maxwell .....	D12/147
D429,666 S	8/2000	Rooney .....	D12/147
D430,832 S	9/2000	Edwards .....	D12/147
D441,695 S	5/2001	Heinen et al. ....	D12/147
D441,697 S	5/2001	Allison .....	D12/147

**OTHER PUBLICATIONS**

Peerless Widetrack Baja XT Tire, 1999 Tread Design Guide, Jan. 1999, p. 112. 2/2.\*

Double Coin RLB 900 Tire, 1999 Tread Design Guide, Jan. 1999, p. 133. 4/4.\*

Kumho 943 Tire, 1999 Tread Design Guide, Jan. 1999, p. 145. 2/3.\*

Republic Milemark MST Tire, 1999 Tread Design Guide, Jan. 1999, p. 156. 3/3.\*

\* cited by examiner

*Primary Examiner*—Robert M. Spear

(74) *Attorney, Agent, or Firm*—David L. King

(57) **CLAIM**

The ornamental design for a tire tread, as shown and described.

**DESCRIPTION**

FIG. 1 is a perspective view of a tire tread showing our new design, it being understood that the pattern repeats uniformly throughout the circumference of the tread;

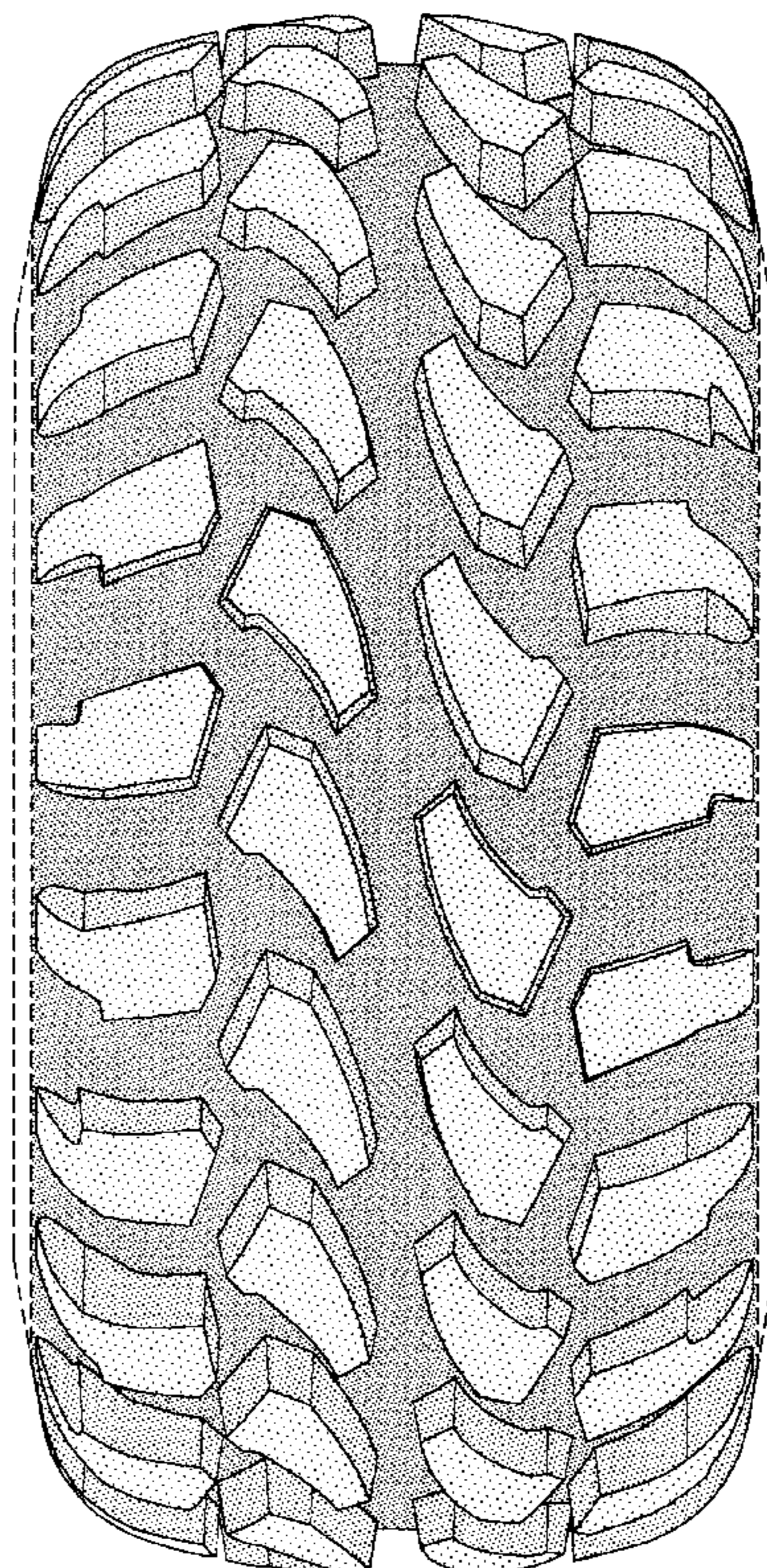
FIG. 2 is a front elevational view thereof;

FIG. 3 is a side elevational view thereof, the opposite side elevational view being identical thereto; and,

FIG. 4 is an enlarged fragmentary perspective view.

In the drawings, the broken lines defining the sidewall and inner bead of a tire are for illustrative purposes only and form no part of the claimed design.

**1 Claim, 4 Drawing Sheets**



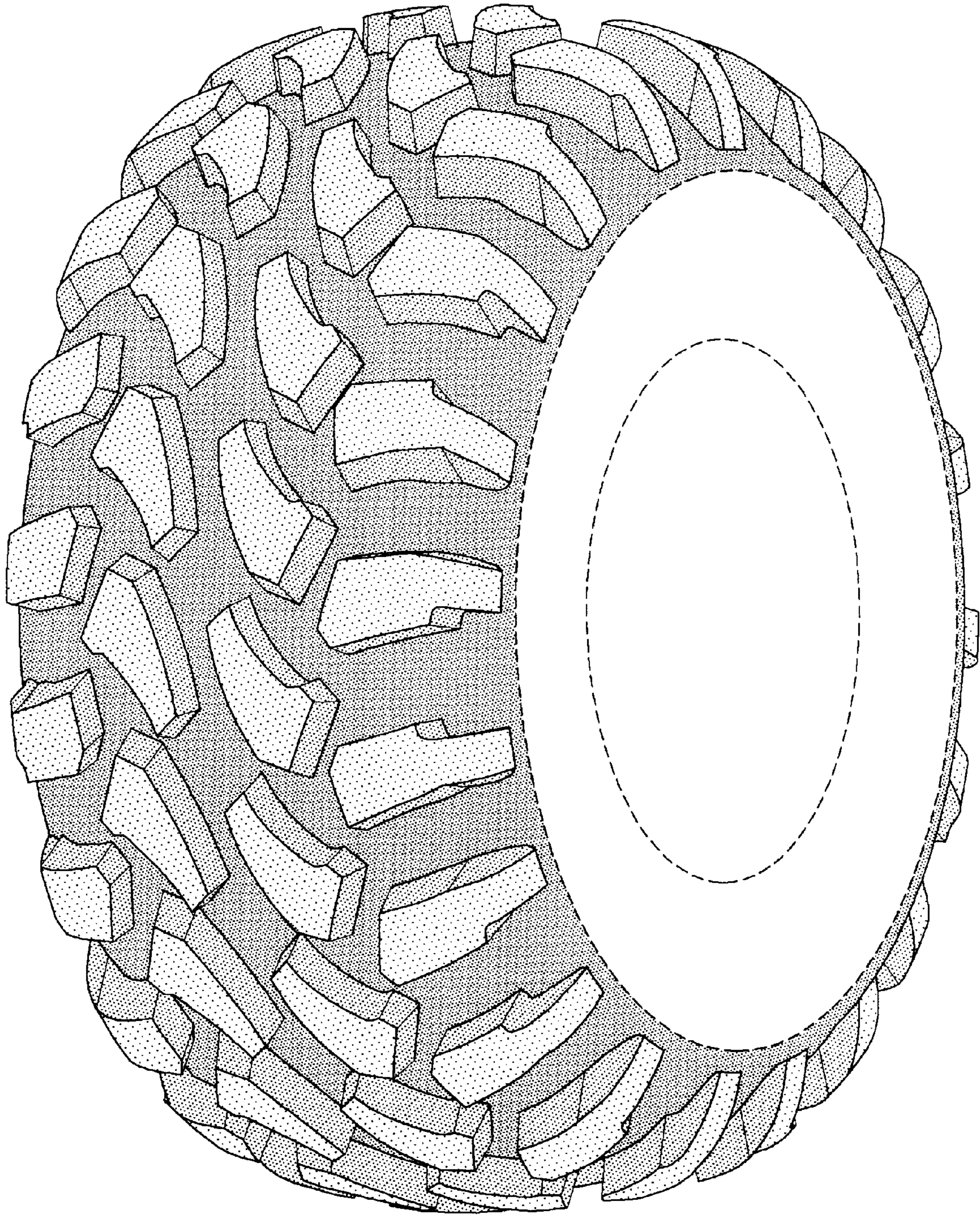


FIG-1

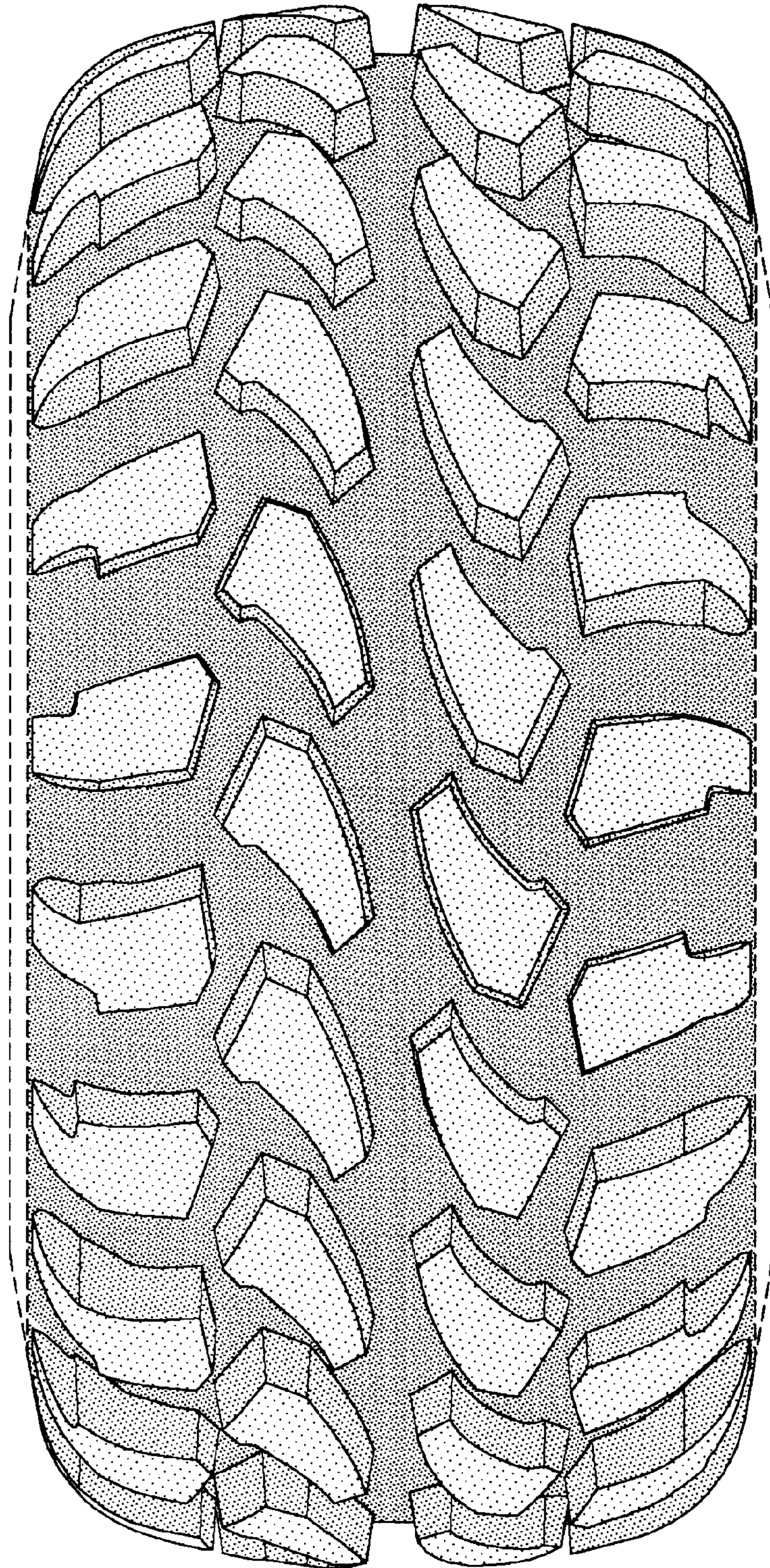


FIG-2

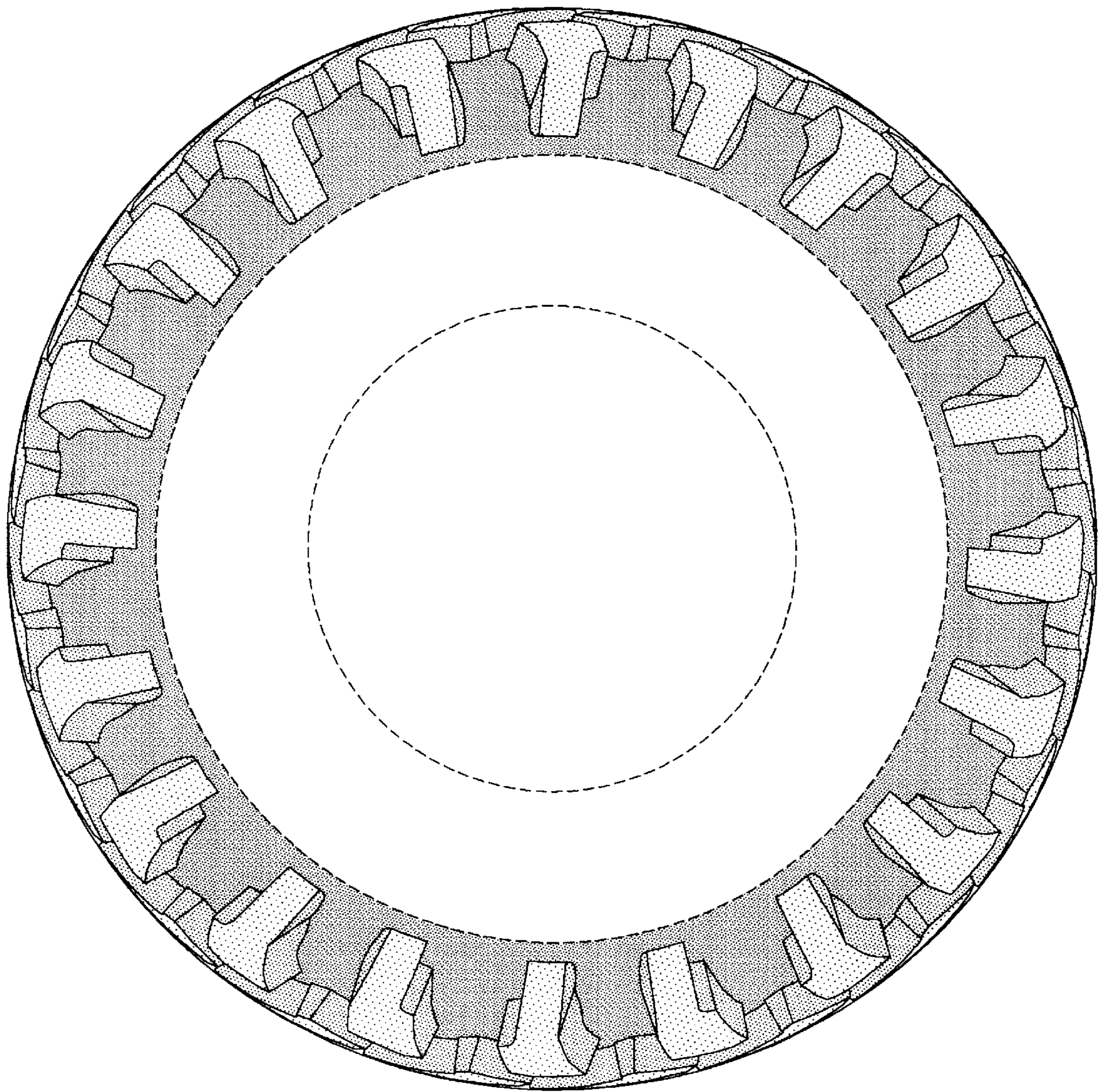


FIG-3

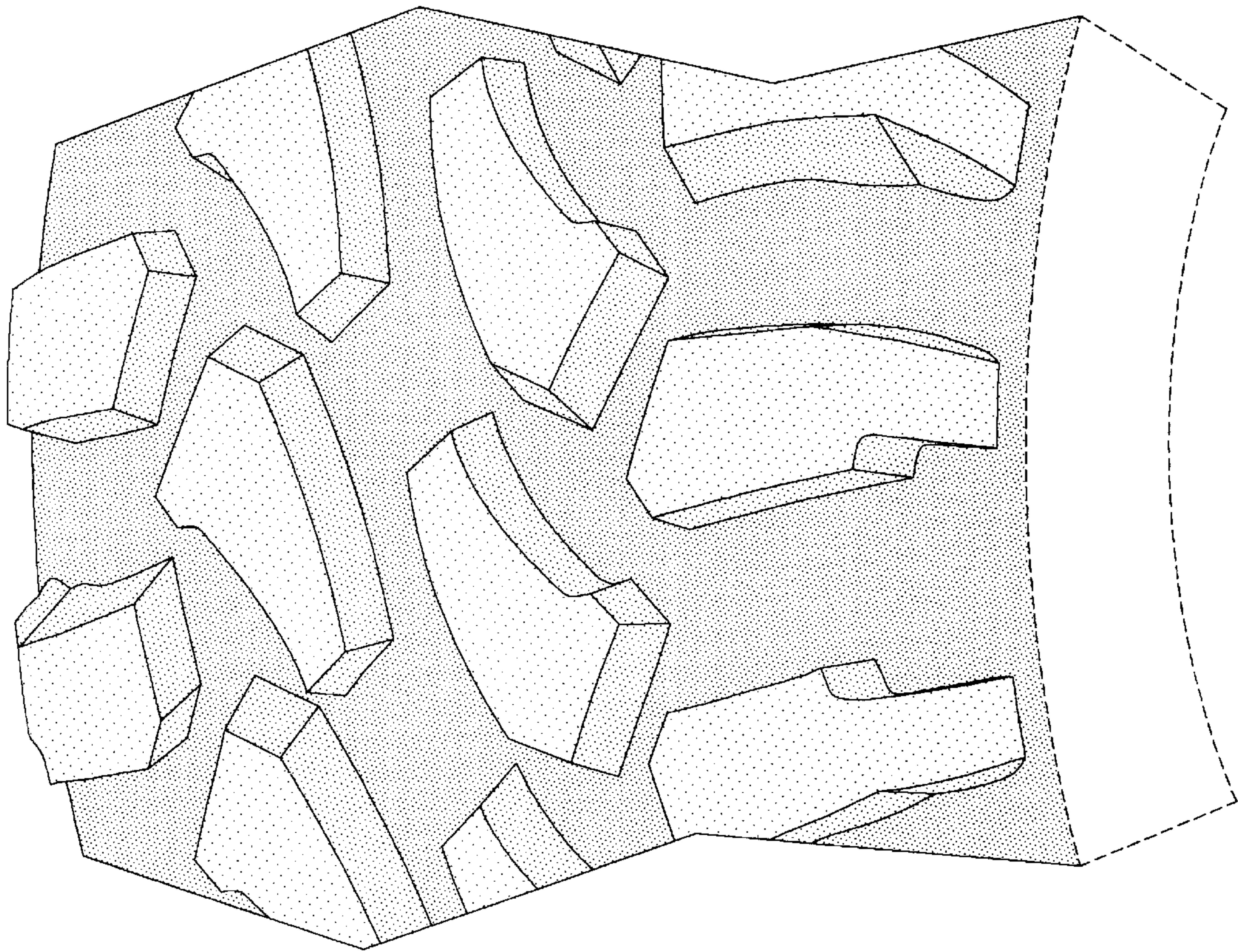


FIG-4