



US00D456315S

(12) **United States Design Patent**  
Sawabe et al.

(10) **Patent No.:** **US D456,315 S**  
(45) **Date of Patent:** **\*\* Apr. 30, 2002**

(54) **MOTORCYCLE**

**FOREIGN PATENT DOCUMENTS**

(75) Inventors: **Akihiro Sawabe; Hirotugu Ueno;**  
**Kouji Miwa**, all of Wako (JP)

JP	1024320	8/1998
JP	1063659	12/1999
JP	1071597	3/2000
JP	1024320/1	6/2000

(73) Assignee: **Honda Giken Kogyo Kabushiki**  
**Kaisha**, Tokyo (JP)

\* cited by examiner

(\*\*) Term: **14 Years**

*Primary Examiner*—Alan P. Douglas

*Assistant Examiner*—Linda Brooks

(21) Appl. No.: **29/138,300**

(74) *Attorney, Agent, or Firm*—Birch, Stewart, Kolasch & Birch, LLP

(22) Filed: **Mar. 12, 2001**

(30) **Foreign Application Priority Data**

(57) **CLAIM**

Sep. 12, 2000 (JP) ..... 2000-025482

The ornamental design for a motorcycle, as shown and described.

(51) **LOC (7) Cl.** ..... **12-11**

**DESCRIPTION**

(52) **U.S. Cl.** ..... **D12/110**

FIG. 1 is a front left side perspective view of a motorcycle showing our new design;

(58) **Field of Search** ..... D12/110; 180/219

FIG. 2 is a rear right side perspective view thereof;

(56) **References Cited**

**U.S. PATENT DOCUMENTS**

D385,226 S	*	10/1997	Mogi et al.	.....	D12/110
D387,017 S	*	12/1997	Wakita et al.	.....	D12/110
D395,849 S	*	7/1998	Maruyama et al.	.....	D12/110
D430,822 S		9/2000	Sakaguchi et al.		
D431,501 S		10/2000	Yamamoto et al.		

FIG. 3 is a left side elevational view thereof;

FIG. 4 is a right side elevational view thereof;

FIG. 5 is a front elevational view thereof;

FIG. 6 is a rear elevational view thereof; and,

FIG. 7 is a top plan view thereof.

**1 Claim, 4 Drawing Sheets**






FIG. 1



FIG. 2



FIG. 3



FIG. 4




FIG. 5



FIG. 6




FIG. 7