



US00D456313S

(12) **United States Design Patent**
Walling et al.

(10) **Patent No.:** **US D456,313 S**

(45) **Date of Patent:** **** Apr. 30, 2002**

(54) **AUTOMOBILE BODY**

D430,508 S * 5/2000 Crain et al. D12/92
D429,675 S 8/2000 Macey et al. D12/196

(75) Inventors: **K. Neil Walling**, Bonita Springs, FL (US); **John E Crain**, Birmingham, MI (US); **Osamu Shikado**, Auburn Hills, MI (US); **Eric Stoddard**, Rochester Hills, MI (US)

* cited by examiner

Primary Examiner—Melody N. Brown
(74) *Attorney, Agent, or Firm*—Mark P. Calcaterra

(73) Assignee: **DaimlerChrysler Corporation**, Auburn Hills, MI (US)

(57) **CLAIM**

The ornamental design for an automobile body, as shown and described.

(**) Term: **14 Years**

DESCRIPTION

(21) Appl. No.: **29/134,642**

(22) Filed: **Dec. 27, 2000**

(51) **LOC (7) Cl.** **12-08**

(52) **U.S. Cl.** **D12/92**

(58) **Field of Search** D12/90-92, 86,
D12/88; D21/424, 433; 296/185

FIG. 1 is a front and left side perspective view of an automobile body showing our new design shown with a convertible top articulated to a deployed position;
FIG. 2 is a rear and left side perspective view thereof;
FIG. 3 is a left side view thereof, it being understood that the opposite side is a mirror image thereof;
FIG. 4 is a front view thereof;
FIG. 5 is a rear view thereof;
FIG. 6 is a front and left side perspective view thereof shown with the convertible top articulated to a stowed position;
FIG. 7 is a rear and left side perspective view of FIG. 6;
FIG. 8 is a left side view of FIG. 6, it being understood that the opposite side is a mirror image;
FIG. 9 is a front view of FIG. 6; and,
FIG. 10 is a rear view of FIG. 6.


(56) **References Cited**

U.S. PATENT DOCUMENTS

D185,375 S	6/1959	Loewy	D12/92
D212,152 S	9/1968	Haga	D12/92
D313,773 S	1/1991	Walling et al.	D12/92
D329,212 S	9/1992	Murkett et al.	D12/91
D353,563 S	12/1994	Ferrerio et al.	D12/91
D360,171 S	7/1995	Hubbach et al.	D12/91
D375,469 S	11/1996	Ferrerio	D12/91
D394,829 S	6/1998	Hubbach et al.	D12/92
D402,292 S	12/1998	Singer et al.	D12/92
D404,691 S	1/1999	Gerisch et al.	D12/92
D406,548 S	* 3/1999	Ramaciotti	D12/91

It will be understood that the top is plain and unornamental and further that the broken line shown throughout the drawings is for illustration only, forming no part of the claimed design.

1 Claim, 8 Drawing Sheets



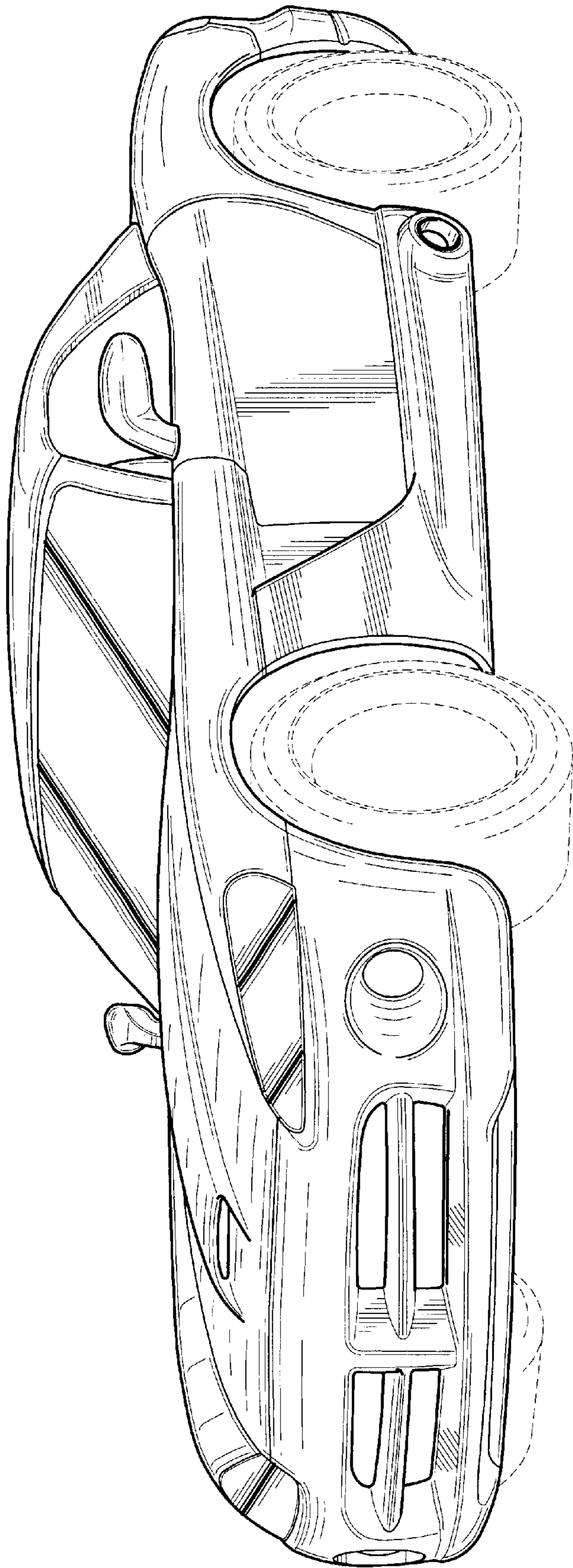


Figure - 1

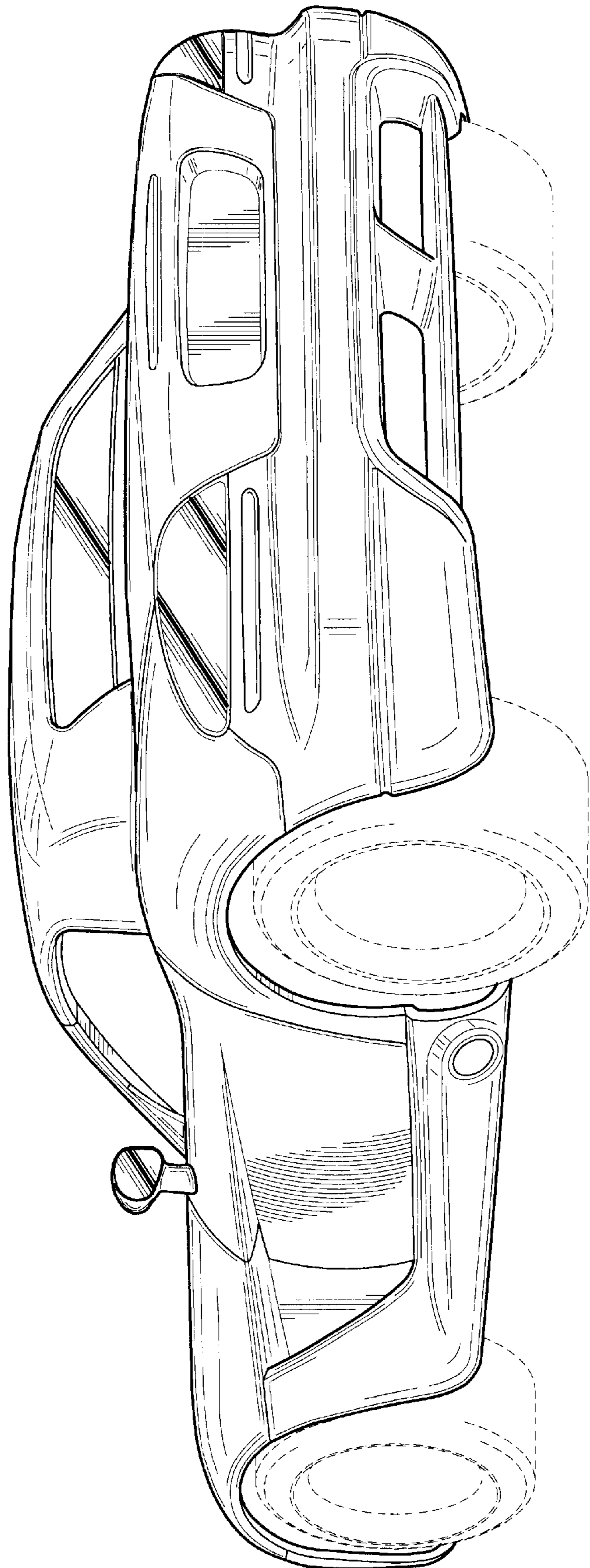


Figure - 2

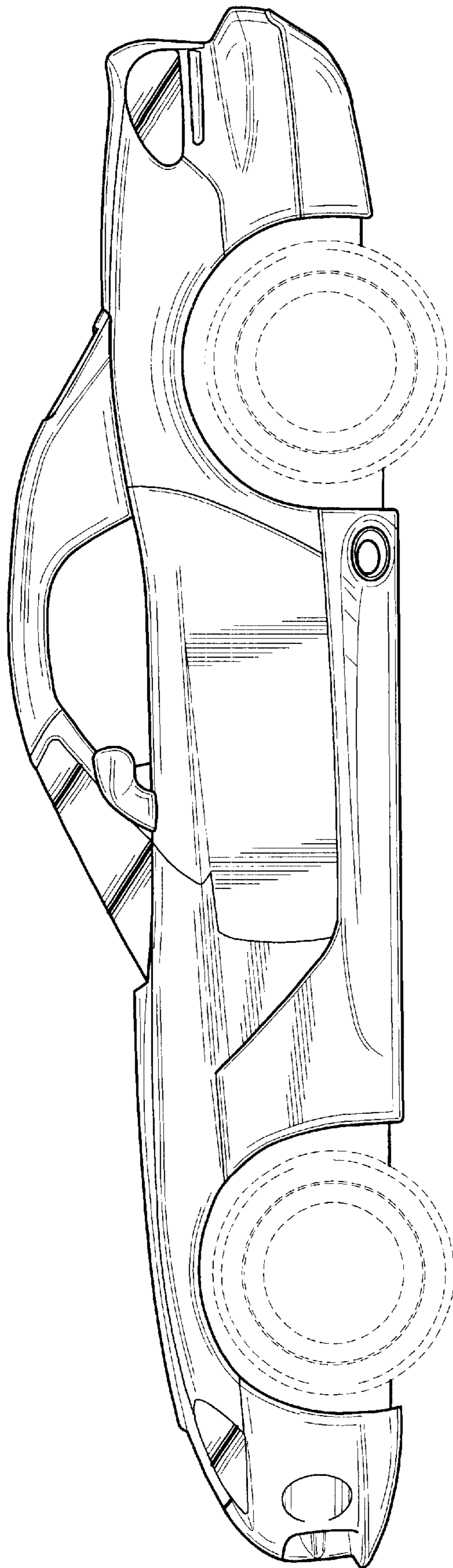


Figure - 3




Figure - 4




Figure - 5

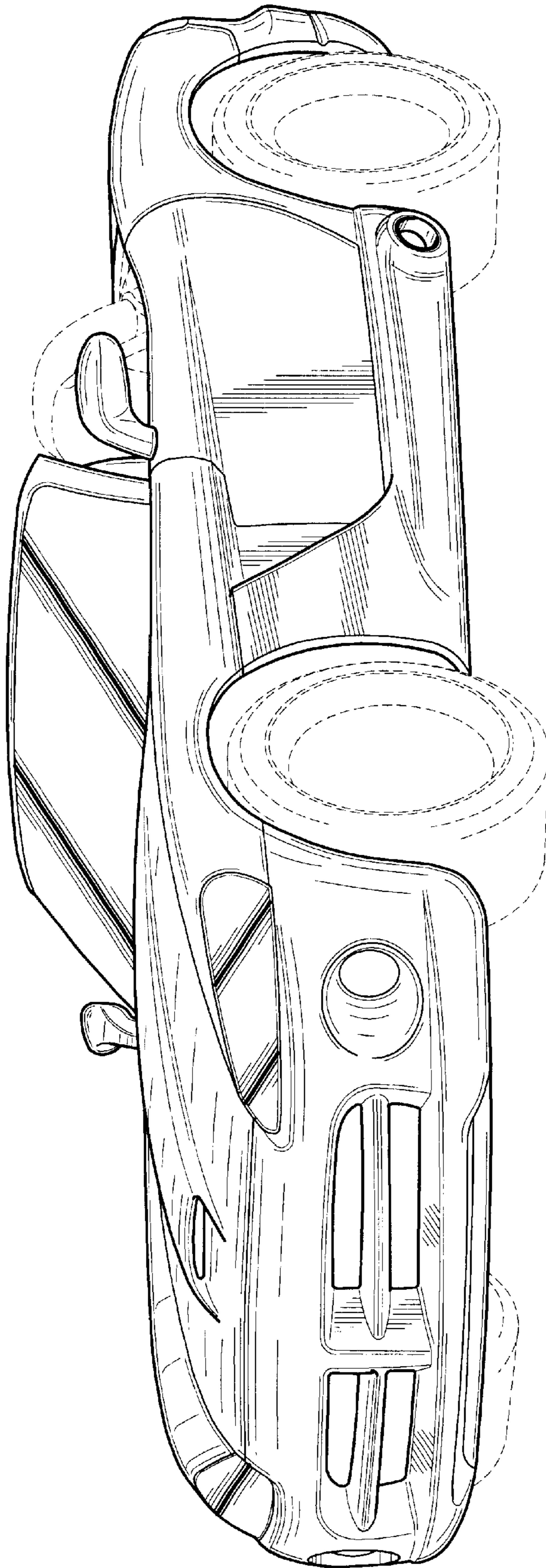


Figure - 6

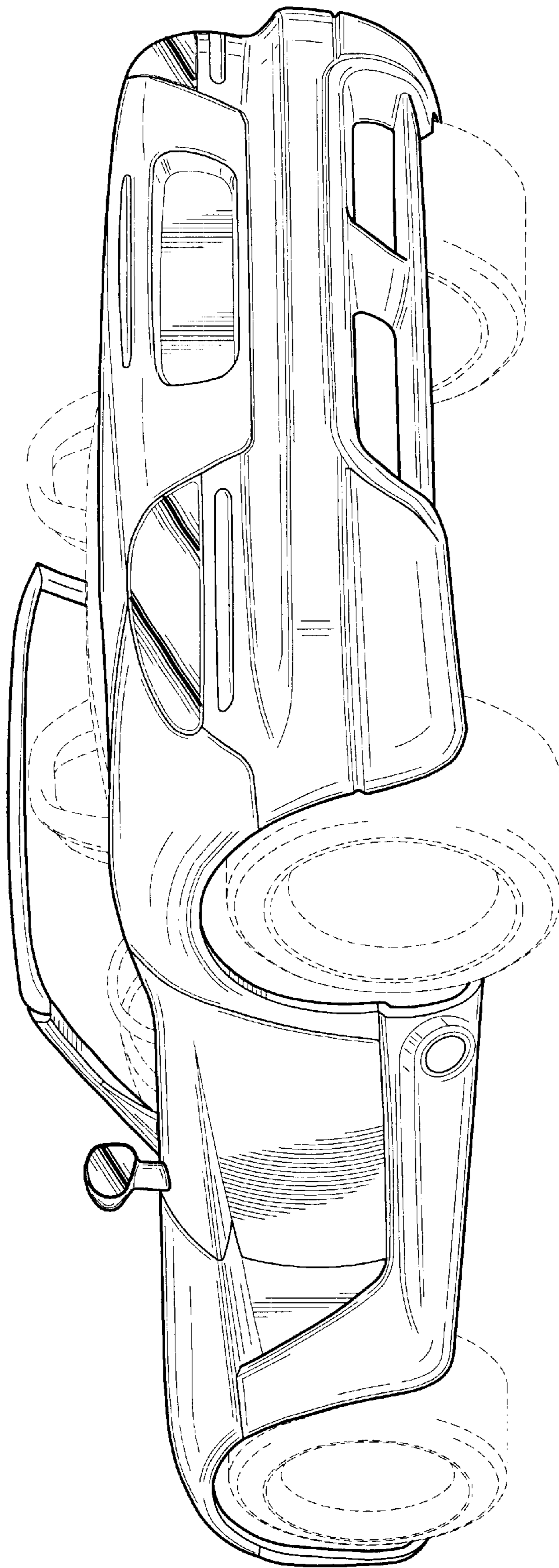


Figure - 7

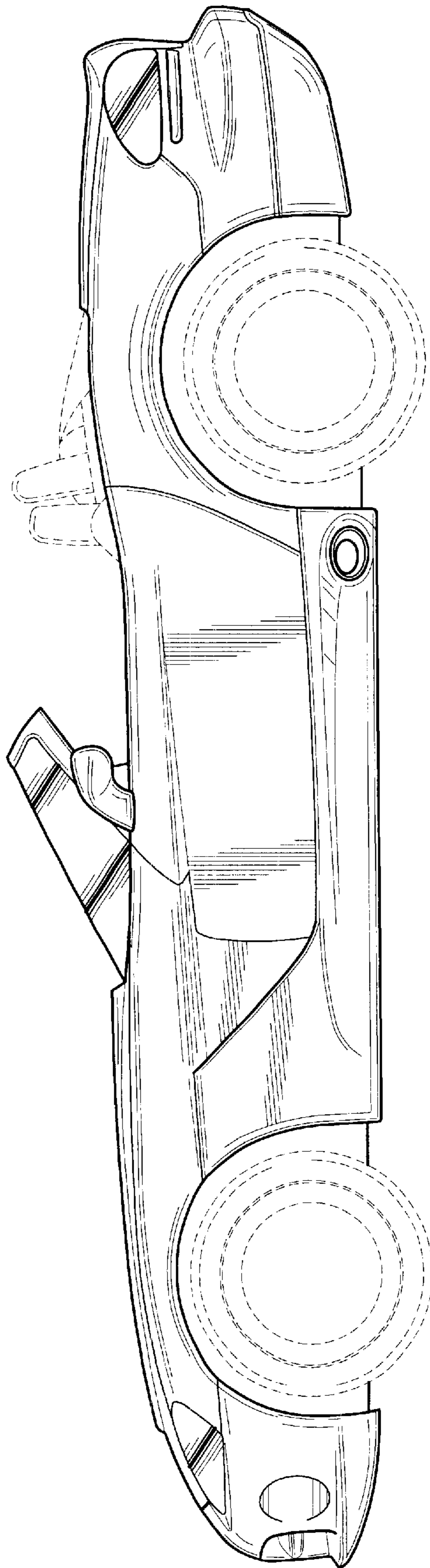


Figure - 8




Figure - 9

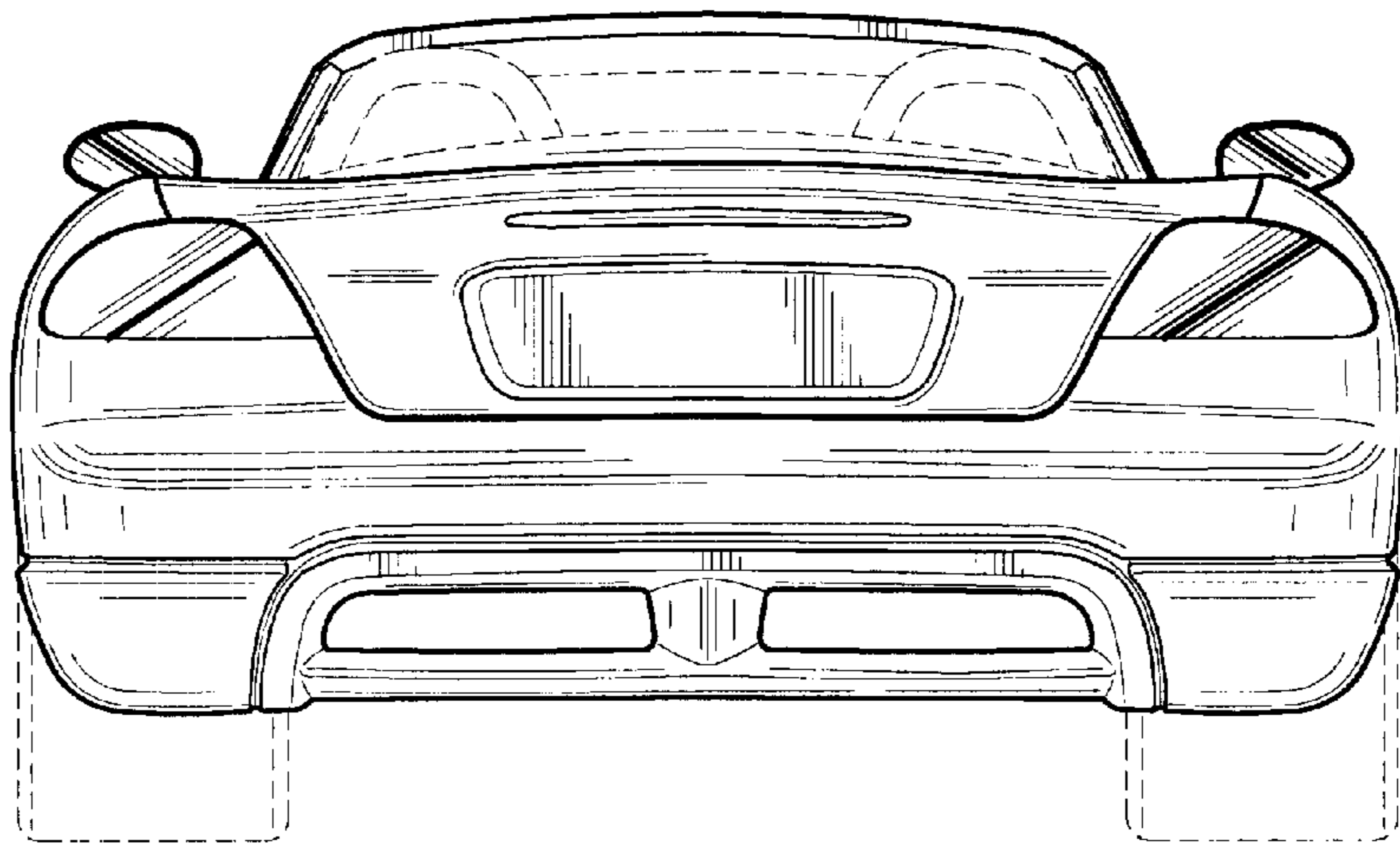


Figure - 10