



US00D456311S

(12) **United States Design Patent**  
**Yamamoto et al.**

(10) **Patent No.:** **US D456,311 S**

(45) **Date of Patent:** **\*\* Apr. 30, 2002**

(54) **AUTOMOBILE**

(75) Inventors: **Masashi Yamamoto; Hiroshi Kannan;**  
**Takahiro Suzuki, all of Wako (JP)**

(73) Assignee: **Honda Giken Kogyo Kabushiki**  
**Kaisha, Tokyo (JP)**

(\*\*) Term: **14 Years**

(21) Appl. No.: **29/140,841**

(22) Filed: **Apr. 26, 2001**

(30) **Foreign Application Priority Data**

Oct. 27, 2000 (JP) ..... 2000-030788

(51) **LOC (7) Cl.** ..... **12-08**

(52) **U.S. Cl.** ..... **D12/86; D12/98; D12/99;**  
D12/93

(58) **Field of Search** ..... D12/86, 90, 91,  
D12/98, 93; 296/185, 186

(56) **References Cited**

**U.S. PATENT DOCUMENTS**

D249,495 S \* 9/1978 Wallace ..... D12/99  
D266,756 S \* 11/1982 Magnini ..... D12/98

D326,832 S \* 6/1992 Hirshberg ..... D12/98  
D411,969 S \* 7/1999 Gerisch et al. .... D12/98  
D430,068 S \* 8/2000 Castiglione et al. .... D12/98

**FOREIGN PATENT DOCUMENTS**

JP D1060285 2/2000

\* cited by examiner

*Primary Examiner*—Melody N. Brown

(74) *Attorney, Agent, or Firm*—Armstrong, Westerman &  
Hattori, LLP

(57) **CLAIM**

The ornamental design for an automobile, as shown and described.

**DESCRIPTION**

FIG. 1 is a front view of an automobile, showing our new design;

FIG. 2 is a rear view thereof;

FIG. 3 is a top plan view thereof;

FIG. 4 is a right side view thereof,

FIG. 5 is a left side view thereof,

FIG. 6 is a front perspective view thereof; and,

FIG. 7 is a rear perspective view thereof.

**1 Claim, 4 Drawing Sheets**




FIG. 1




FIG. 2

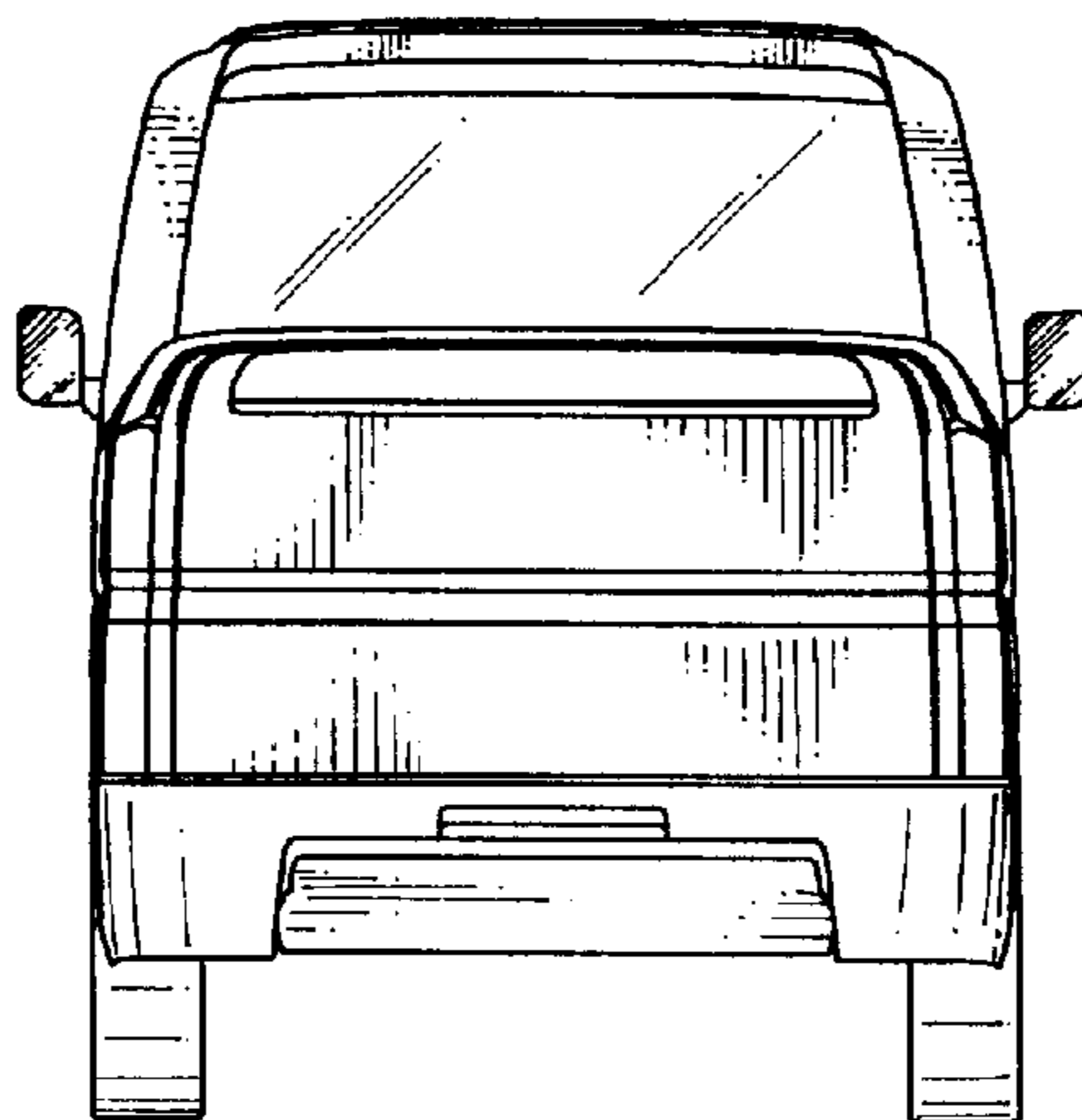


FIG. 3

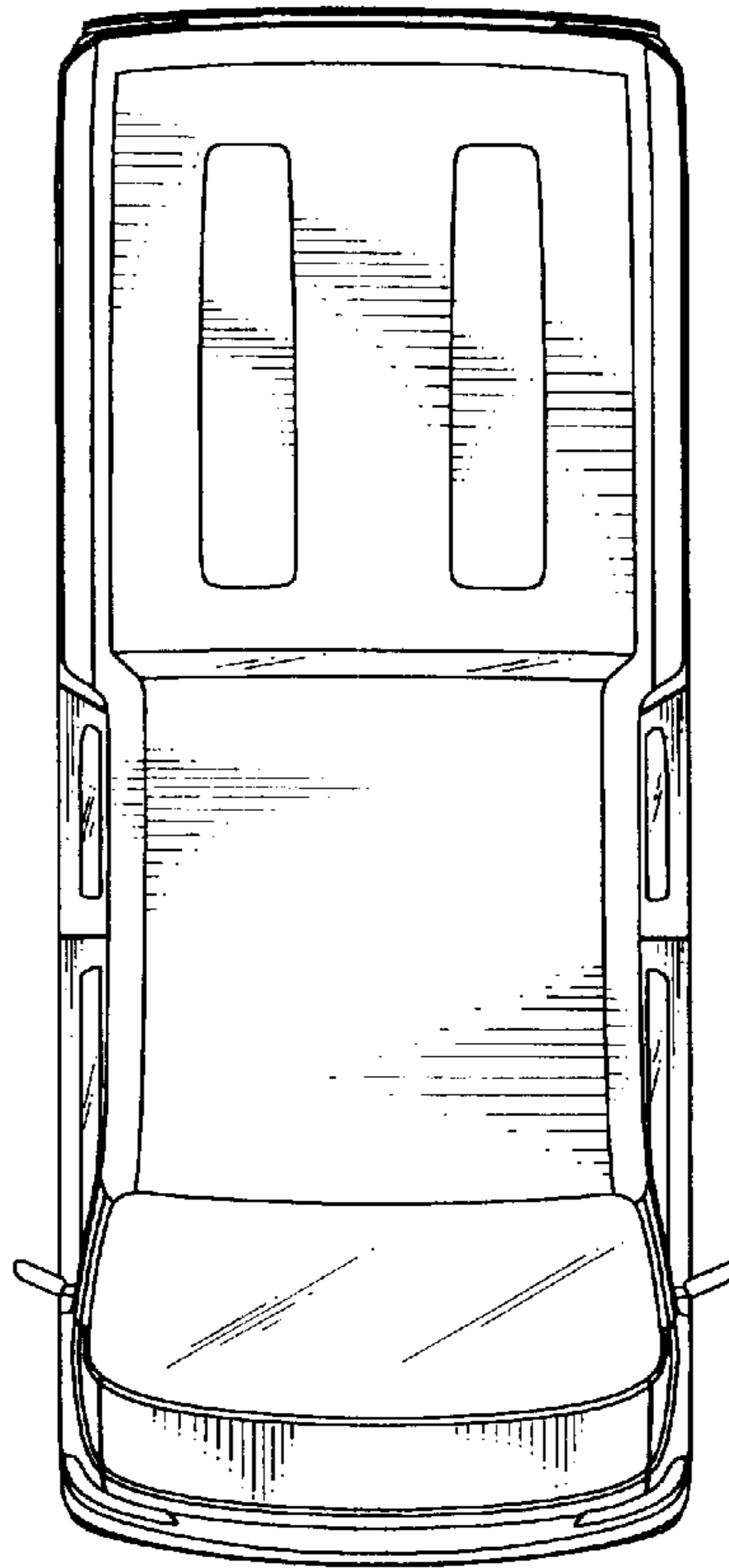


FIG. 4




FIG. 5




FIG. 6




FIG. 7

