



US00D456306S

(12) **United States Design Patent**
Master

(10) **Patent No.:** **US D456,306 S**

(45) **Date of Patent:** **** Apr. 30, 2002**

(54) **PLANTER**

(75) **Inventor:** **Wendy Dubner Master**, 1520 York Ave., Apt. 11B, New York, NY (US) 10028

(73) **Assignee:** **Wendy Dubner Master**, New York, NY (US)

(**) **Term:** **14 Years**

(21) **Appl. No.:** **29/138,406**

(22) **Filed:** **Mar. 13, 2001**

(51) **LOC (7) Cl.** **11-02**

(52) **U.S. Cl.** **D11/151; D6/152**

(58) **Field of Search** D11/143, 148, D11/149, 151, 152, 153, 154; D6/403, 404; 47/65.5, 65.7, 67, 71, 72; 206/423; 248/27.8; D7/560, 564, 565, 585

(56) **References Cited**

U.S. PATENT DOCUMENTS

- 314,682 A * 3/1885 Kainser 47/65.6
- 2,045,189 A * 6/1936 Judd D11/152
- D112,931 S * 1/1939 Buma D7/575

- D176,145 S * 11/1955 Klingberg D7/151
- D207,330 S * 4/1967 Culpitt D7/564
- D324,005 S * 2/1992 Grosfillex D11/152
- D368,234 S * 3/1996 Dickinson et al. D11/152
- D431,496 S * 10/2000 Grosfillex D11/151

* cited by examiner

Primary Examiner—Doris V. Coles

Assistant Examiner—Mimosa De


(57) **CLAIM**

The ornamental design for a planter, as shown and described.

DESCRIPTION

FIG. 1 is a perspective view of a planter showing my new design;
 FIG. 2 is a front view of the planter, a rear view being a mirror image;
 FIG. 3 is a left side view of the planter, the right side view being a mirror image; and,
 FIG. 4 is a top view of the planter.
 A bottom view is of the design is flat and unornamented.
 Broken lines shown in the FIGS. are for illustrative purposes and form no part of the claimed design.

1 Claim, 2 Drawing Sheets



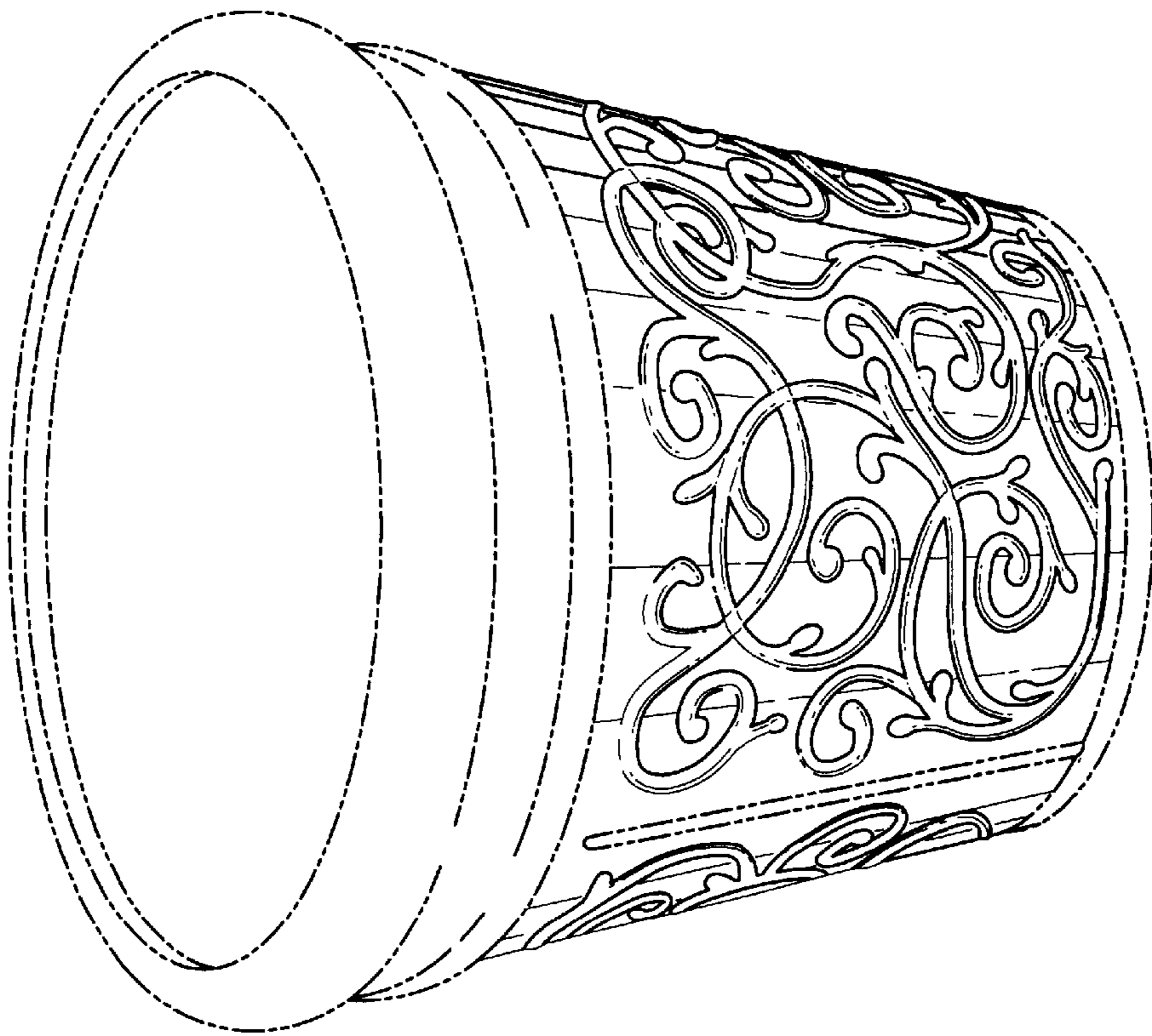


FIG. 1




FIG. 2




FIG. 3

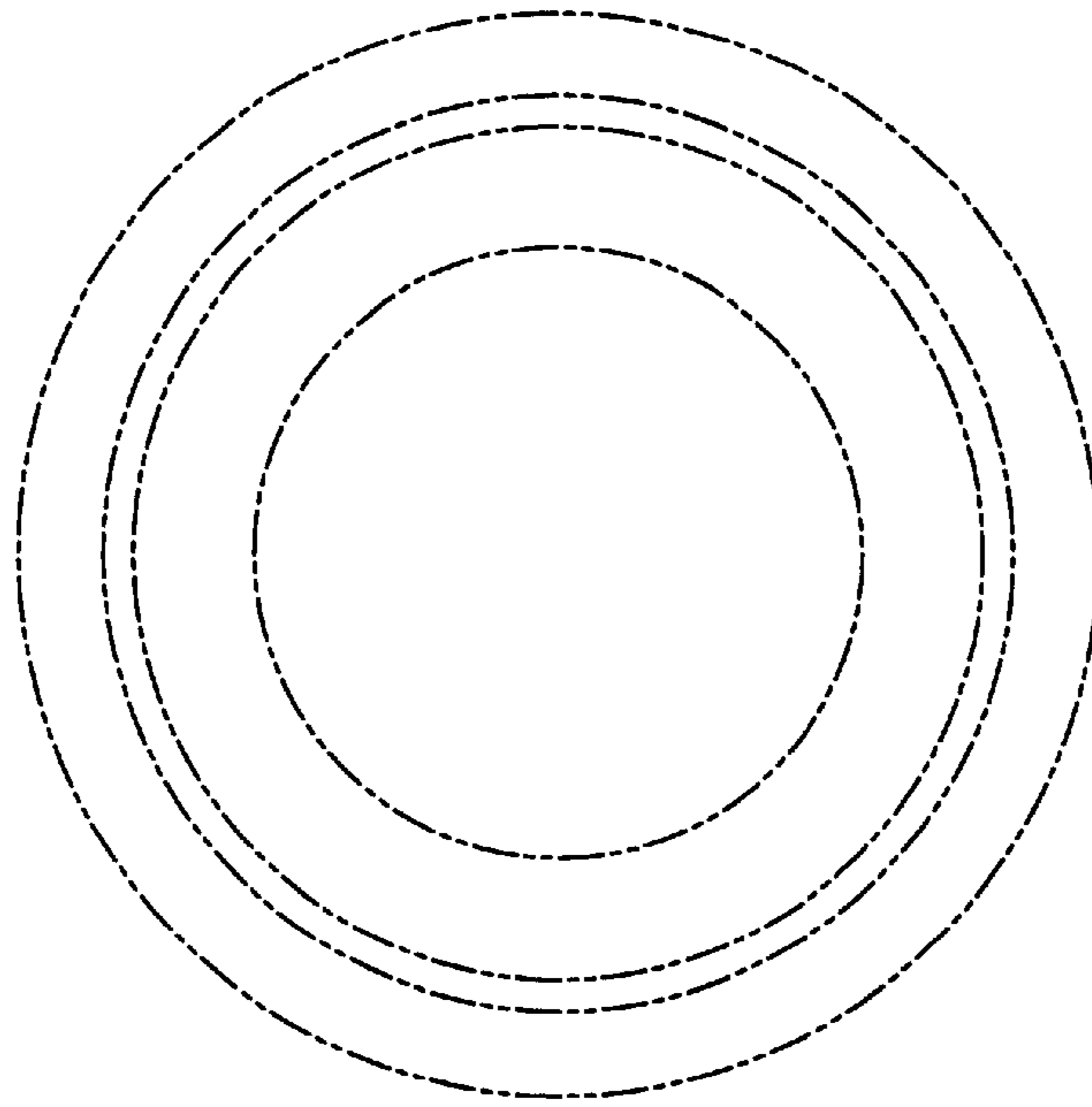


FIG. 4