



US00D456302S

(12) **United States Design Patent**
Strong

(10) **Patent No.:**

US D456,302 S

(45) **Date of Patent:**

**** Apr. 30, 2002**

(54) **EMBLEM**

(76) **Inventor:** **Charles Strong**, 251 Blackhouse Rd.,
Ft. Edward, NY (US) 12828

(**) **Term:** **14 Years**

(21) **Appl. No.:** **29/123,655**

(22) **Filed:** **May 22, 2000**

(51) **LOC (7) Cl.** **11-03**

(52) **U.S. Cl.** **D11/101**

(58) **Field of Search** D11/1, 2, 7, 40,
D11/43, 44, 45, 47, 48, 49, 53, 55, 79-83,
95-101; 63/12, 14.5, 20; 40/1.5, 2.2, 622,
616; 24/107

(56) **References Cited**

U.S. PATENT DOCUMENTS

D110,650 S 7/1938 Seltzer
D134,261 S 11/1942 Teague
D225,652 S * 12/1972 Papavasiliou D11/95

D228,556 S 10/1973 McCoy D29/11
D269,768 S * 7/1983 Terry D11/47
D272,890 S * 3/1984 Stratton D11/55
D328,264 S * 7/1992 Kuhnke D11/101
D352,012 S * 11/1994 Ondracek D11/101

* cited by examiner

Primary Examiner—Ralf Seifert

(74) *Attorney, Agent, or Firm*—Goldstein Law Offices, P.C.


(57) **CLAIM**

The ornamental design for an emblem, as shown and described.

DESCRIPTION

FIG. 1 is a front elevational view of an emblem.
FIG. 2 is a rear elevational view thereof; and,
FIG. 3 is a top plan view thereof, the bottom plan, left and right elevational views being mirror images of the top plan view.

1 Claim, 1 Drawing Sheet






Fig. 1

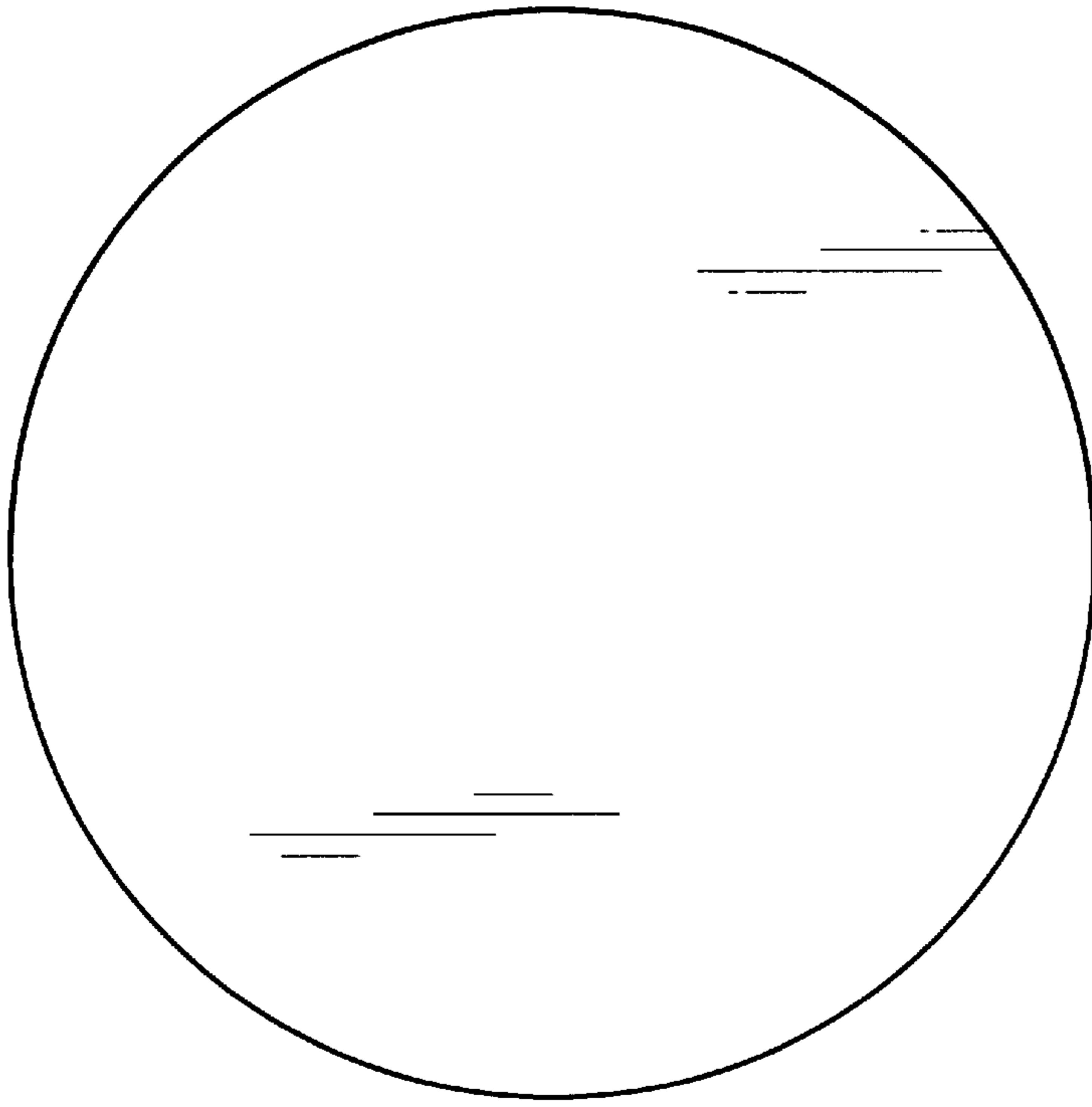


Fig. 2



Fig. 3