



US00D456284S

(12) **United States Design Patent**
Wilson

(10) **Patent No.: US D456,284 S**

(45) **Date of Patent: ** Apr. 30, 2002**

(54) **WATCH**

(75) Inventor: **Scott H. Wilson**, Portland, OR (US)

(73) Assignee: **Nike, Inc.**, Beaverton, OR (US)

(**) Term: **14 Years**

(21) Appl. No.: **29/150,159**

(22) Filed: **Nov. 9, 2001**

(51) **LOC (7) Cl. 10-02**

(52) **U.S. Cl. D10/32; D10/30; D10/38**

(58) **Field of Search D10/1-39, 122-132;**
368/276-277, 28-30, 41-44, 285, 82-84,
235-242, 281-282; 224/168, 164, 178;
D11/3-25; 63/1.11, 3, 5, 11

(56) **References Cited**

U.S. PATENT DOCUMENTS

2,184,060 A	12/1939	Singer
2,189,096 A	2/1940	Alonge
D119,638 S	3/1940	Ornstein
2,328,785 A	9/1943	Cozart
2,342,804 A	2/1944	Hiller
2,344,136 A	3/1944	Dressen
2,513,892 A	7/1950	Pile
2,553,089 A	5/1951	Holder
D245,766 S	9/1977	Cruse
4,178,751 A	12/1979	Liataud
D267,077 S	11/1982	Kabaya
4,627,739 A	12/1986	Shingo et al.
D297,622 S	9/1988	Lee
4,879,702 A	11/1989	Gardner
D325,174 S	4/1992	Bulgari
D337,739 S	7/1993	Robert-Tissot
D340,192 S	10/1993	Robert-Tissot
D340,647 S	10/1993	Robert-Tissot
D356,269 S	3/1995	Milovanovic
D361,282 S	8/1995	Bulgari
D361,524 S	8/1995	Bulgari
D363,893 S	11/1995	Avakian
D365,550 S	12/1995	Houlihan
D366,036 S	1/1996	Houlihan
5,638,342 A	6/1997	Kartsotis et al.

D383,073 S	*	9/1997	Miller	D10/31
D388,333 S		12/1997	Wunderman		
D394,391 S	*	5/1998	Bruce et al.	D10/30
D394,394 S	*	5/1998	Bruce et al.	D10/30
D396,651 S		8/1998	Wunderman		
D397,619 S	*	9/1998	Lee	D10/30
D398,247 S		9/1998	Dumas		
D398,540 S	*	9/1998	Lee	D10/30
5,812,500 A		9/1998	Webb, Jr.		
D400,118 S		10/1998	Itzkowitz		
D404,316 S		1/1999	Azegami et al.		

(List continued on next page.)

OTHER PUBLICATIONS

Commonly assigned co-pending patent application No. 09/986,660 filed Nov. 9, 2001.

Primary Examiner—Nelson C. Holtje

(74) *Attorney, Agent, or Firm*—Banner & Witcoff, Ltd.

(57) **CLAIM**

The ornamental design for a watch, as shown and described.

DESCRIPTION

FIG. 1 is a perspective view of a watch showing my new design;

FIG. 2 is a top plan view thereof;

FIG. 3 is a side view of one side thereof, the other side being a mirror image thereof;

FIG. 4 is an end view thereof, the other end being a mirror image thereof;

FIG. 5 is a bottom view thereof;

FIG. 6 is a perspective view of a second embodiment of a watch showing my new design;

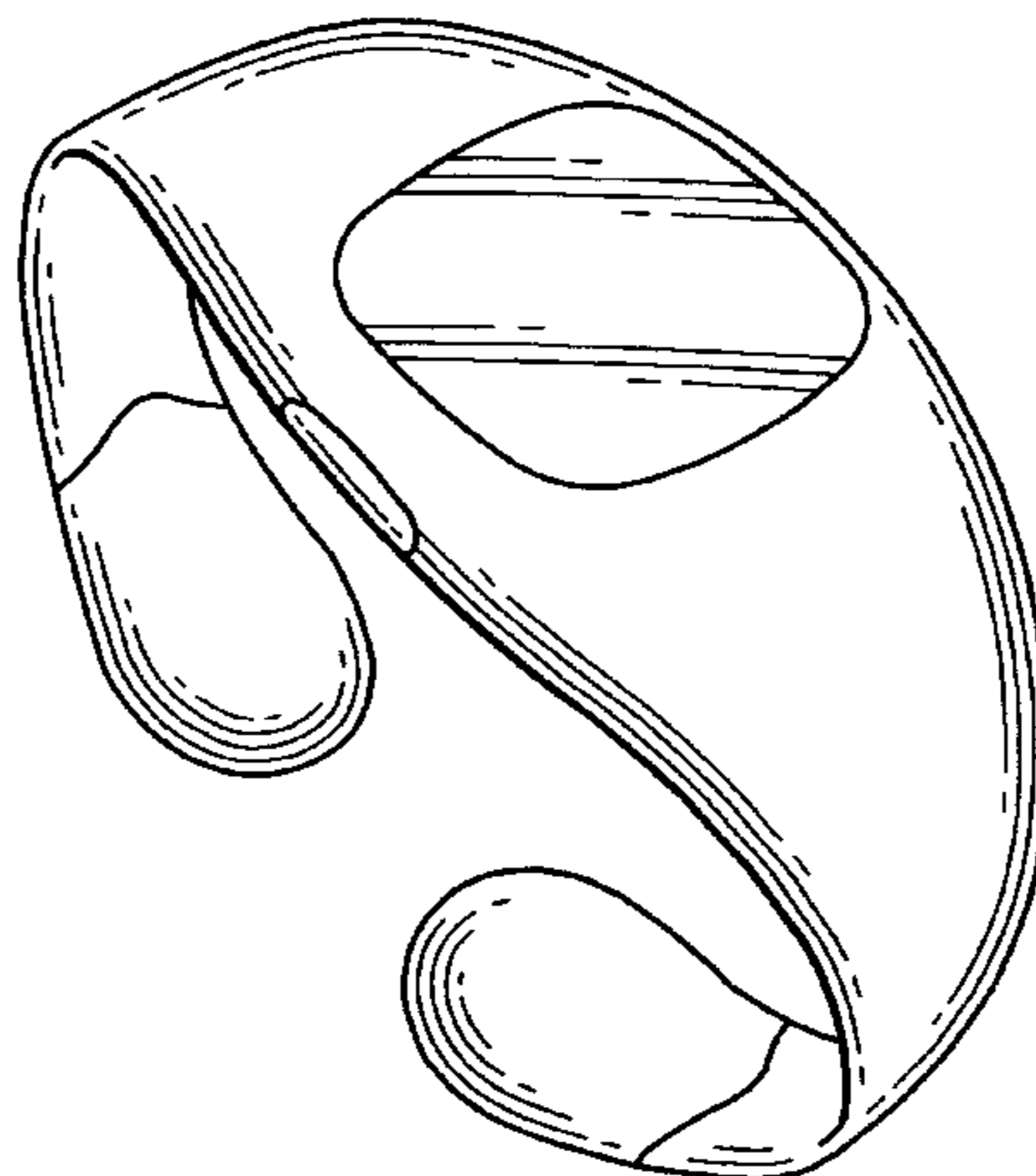
FIG. 7 is a top plan view of the watch of FIG. 6;

FIG. 8 is a side view of one side of the watch of FIG. 6, the other side being a mirror image thereof;

FIG. 9 is an end view of the watch of FIG. 6, the other side being a mirror image thereof; and,

FIG. 10 is a bottom view of the watch of FIG. 6.

1 Claim, 4 Drawing Sheets



US D456,284 S

Page 2

U.S. PATENT DOCUMENTS

D404,655 S	1/1999	Azegami		D438,123 S	2/2001	Choi et al.
D407,030 S	* 3/1999	Toyoshima et al.	D10/39	D438,470 S	3/2001	Choi et al.
D410,581 S	* 6/1999	Tanaka	D10/30	D439,527 S	3/2001	Kennedy
D413,070 S	8/1999	Charriol		D440,885 S	4/2001	Streltsov
D415,708 S	10/1999	Yanku		6,216,490 B1	4/2001	Radley-Smith
D418,442 S	1/2000	Yanku		D441,663 S	5/2001	Streltsov
D423,946 S	* 5/2000	Jannard et al.	D10/30	D445,041 S	* 7/2001	Tan et al. D10/32
D429,168 S	8/2000	Jannard et al.		D446,461 S	8/2001	Wunderman
D430,495 S	9/2000	Wunderman		D447,426 S	9/2001	Jannard et al.
D432,433 S	* 10/2000	Bruni	D10/30	D447,700 S	9/2001	Glauser
D433,342 S	11/2000	Fox		D448,682 S	10/2001	Sato
D434,333 S	11/2000	Riley et al.		D449,997 S	11/2001	Blauner et al.
D434,674 S	12/2000	Shiraishi		D450,600 S	11/2001	Scarinzi
D435,461 S	12/2000	So		D451,036 S	11/2001	Zuckerman et al.

* cited by examiner

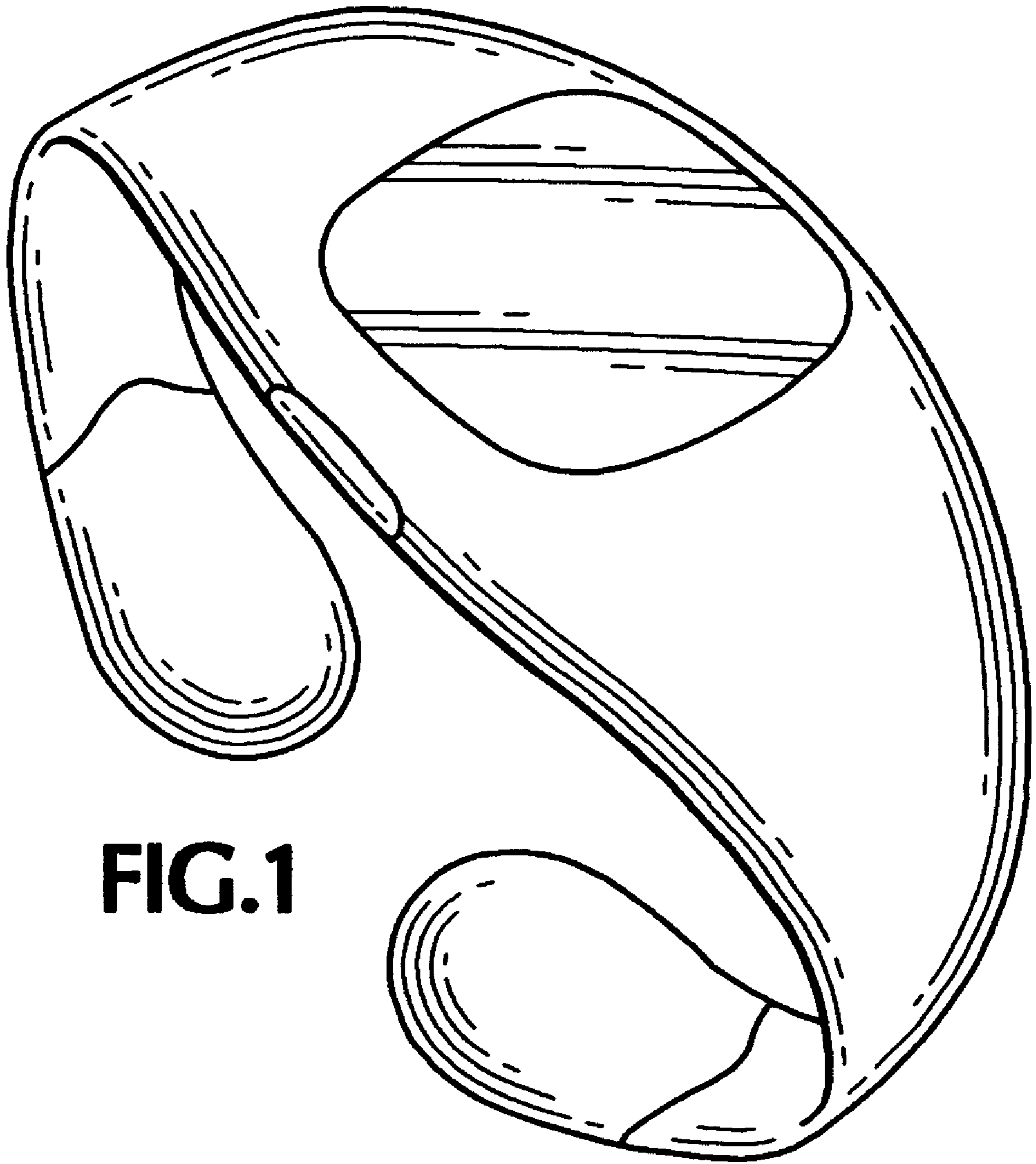


FIG.1

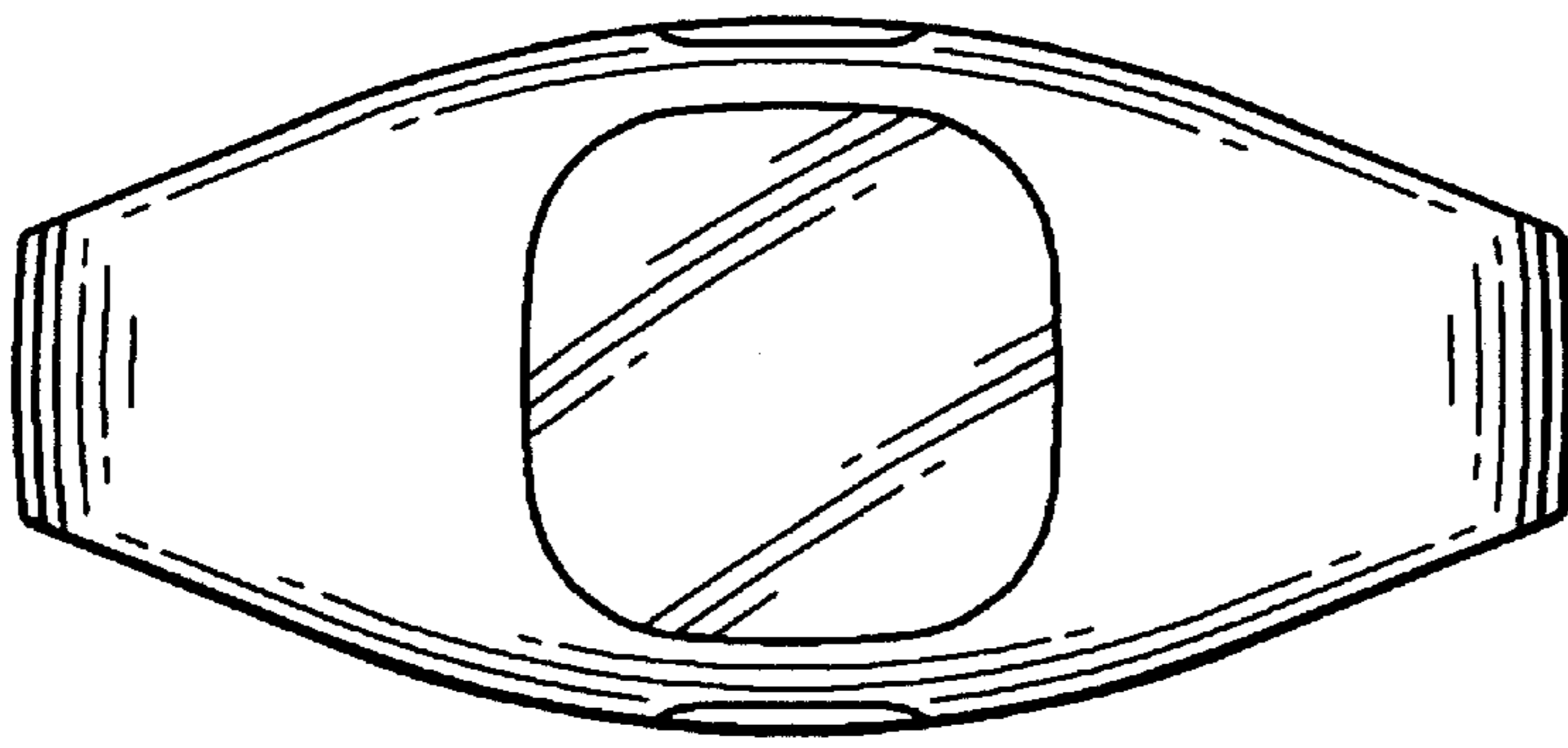


FIG. 2

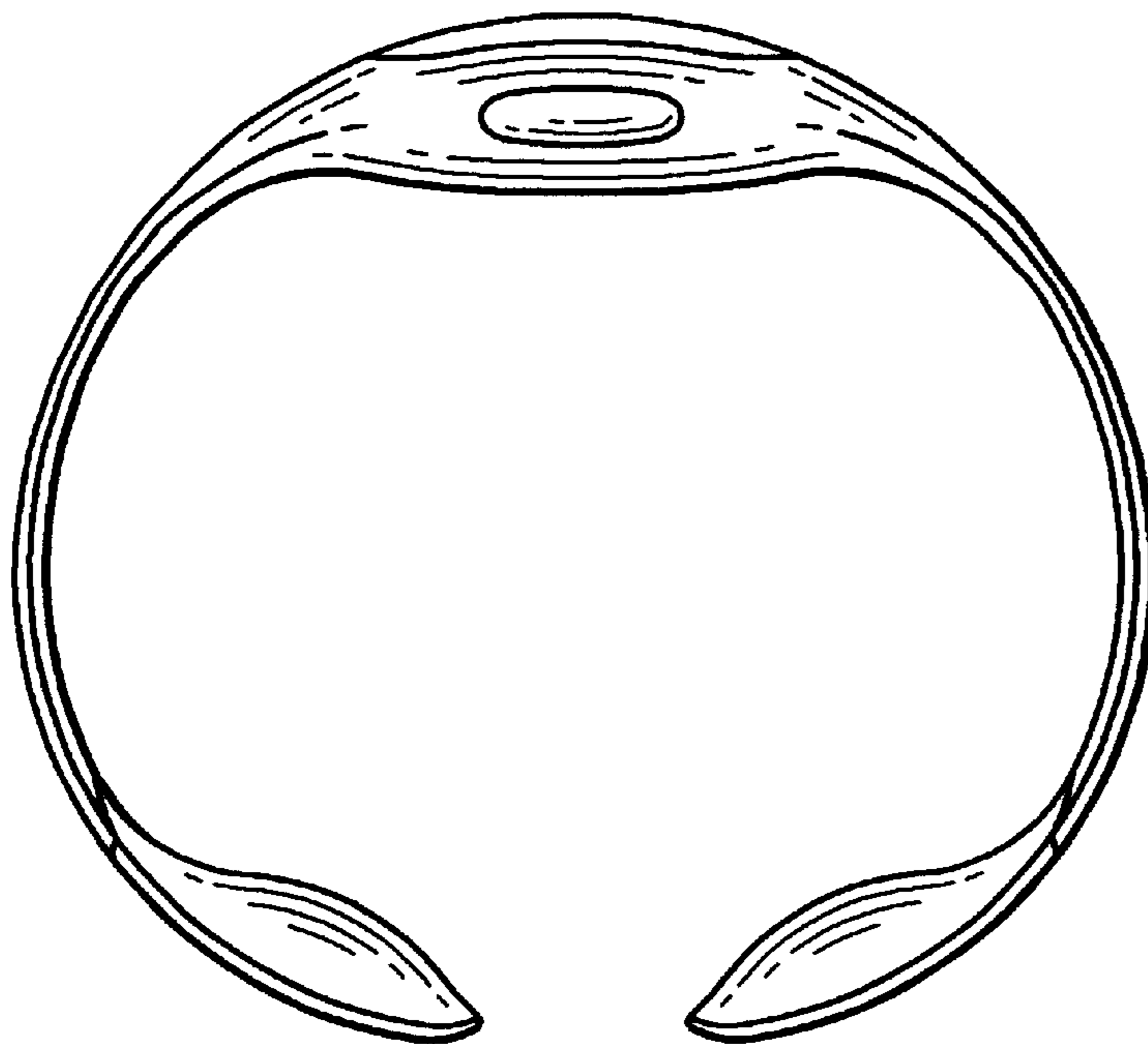


FIG. 3

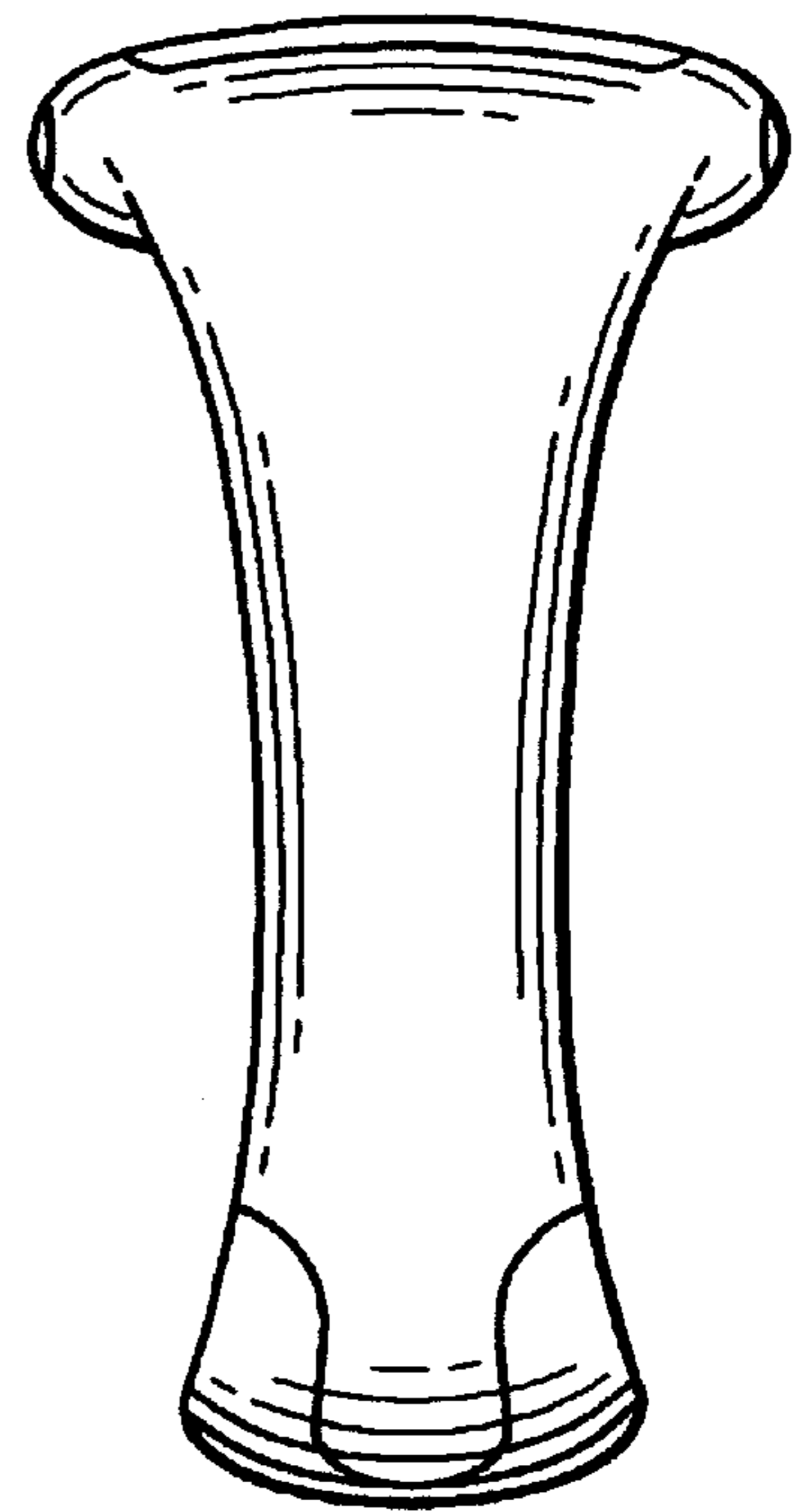


FIG. 4

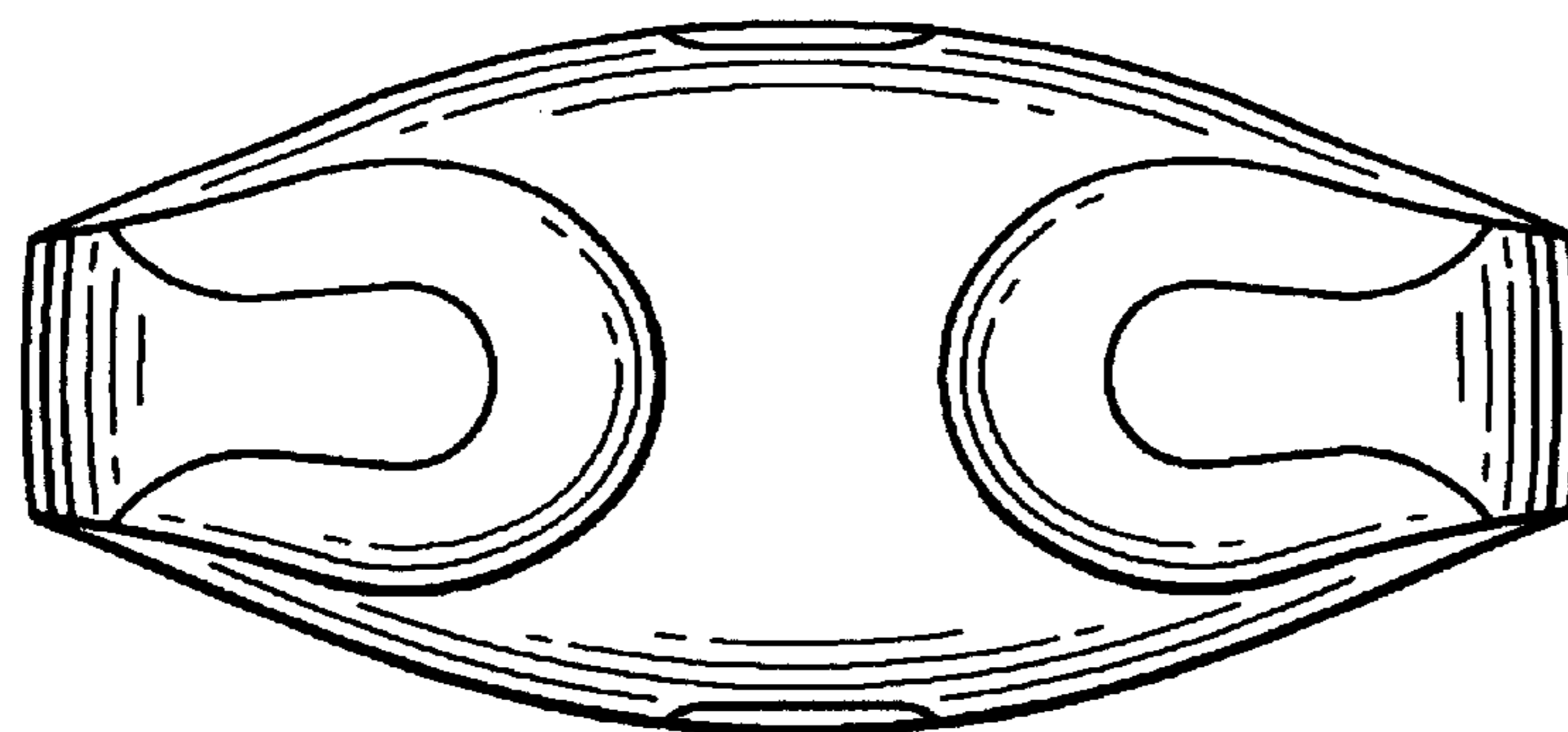


FIG. 5

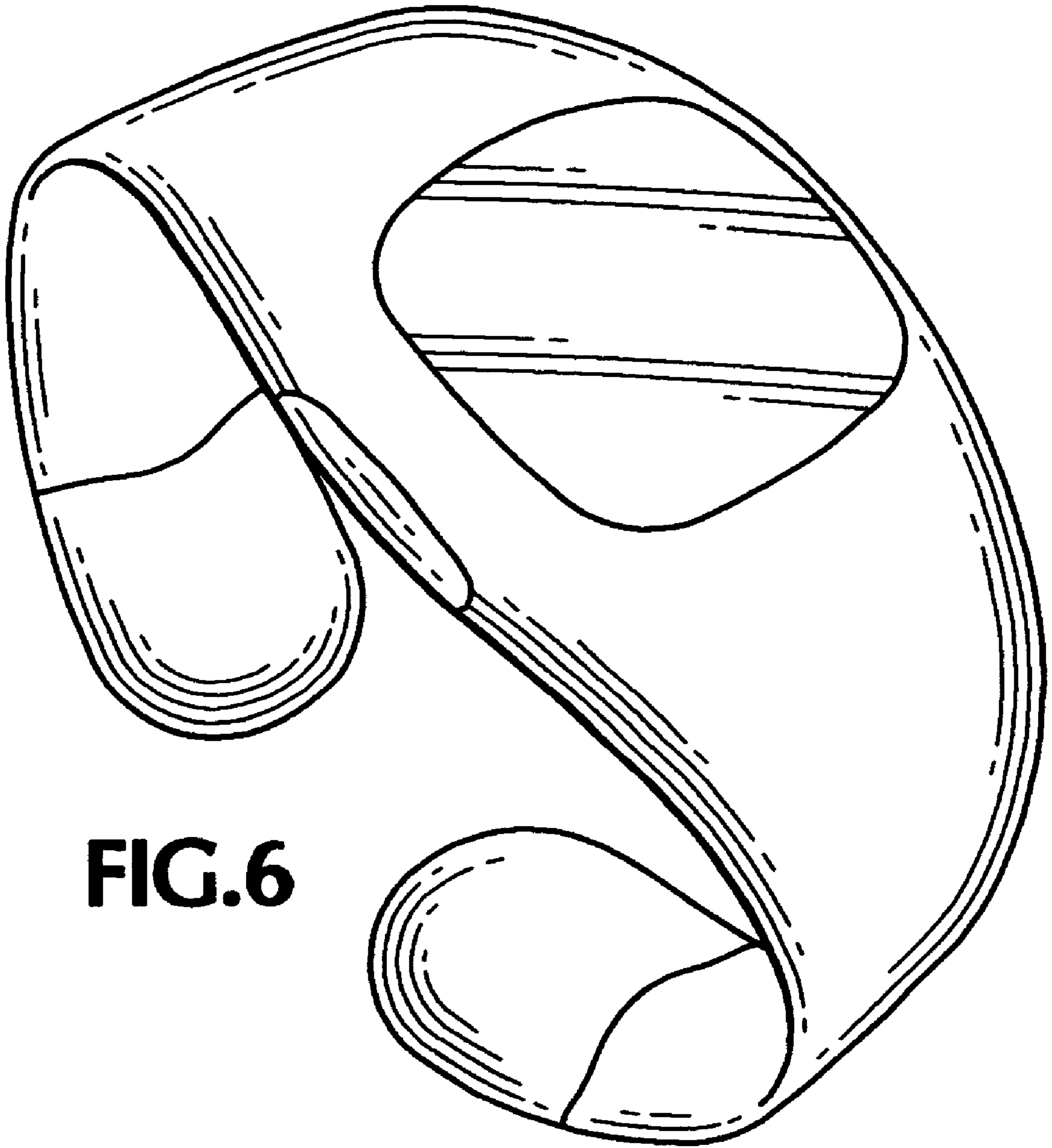


FIG.6

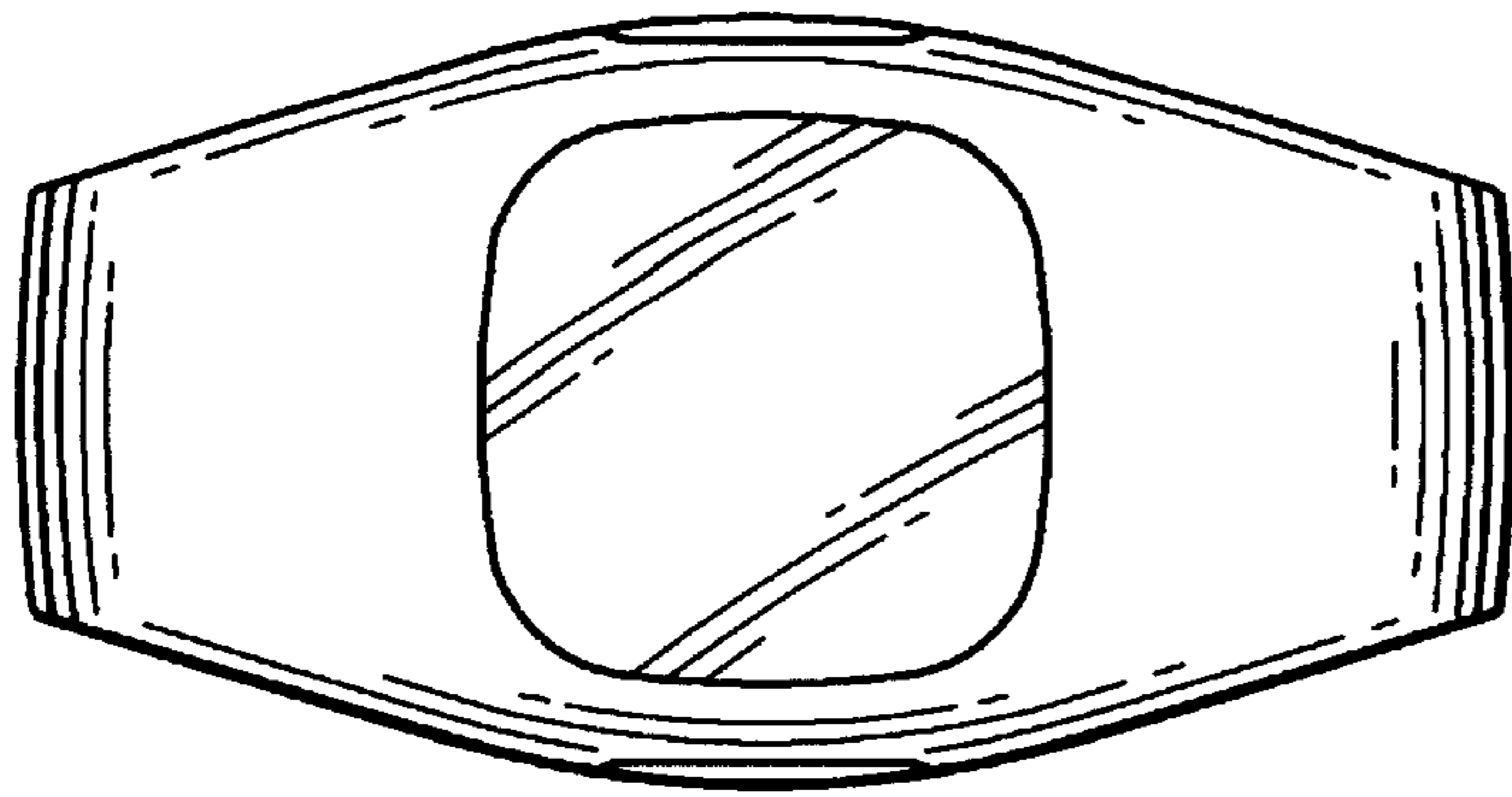


FIG. 7

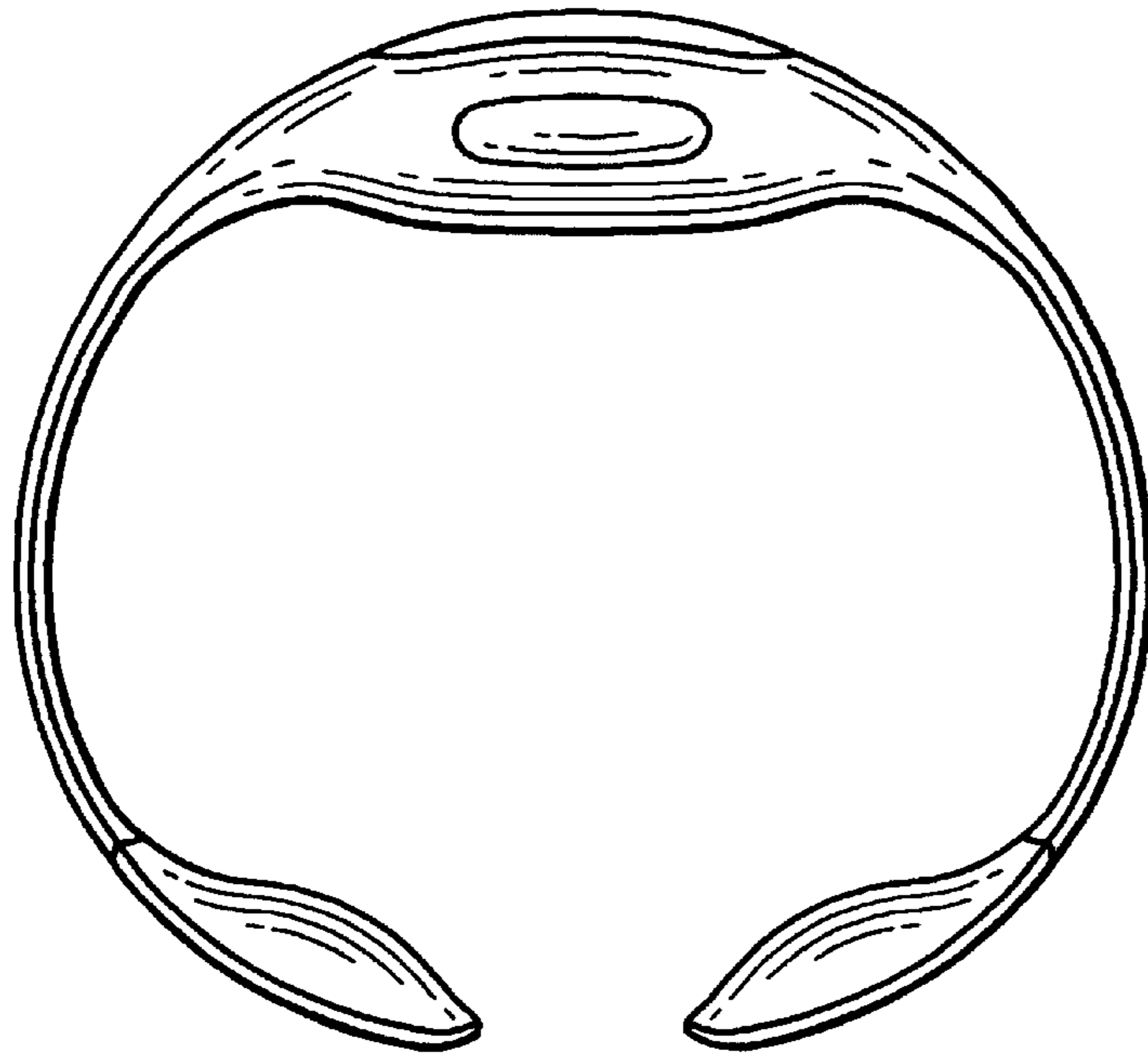


FIG. 8

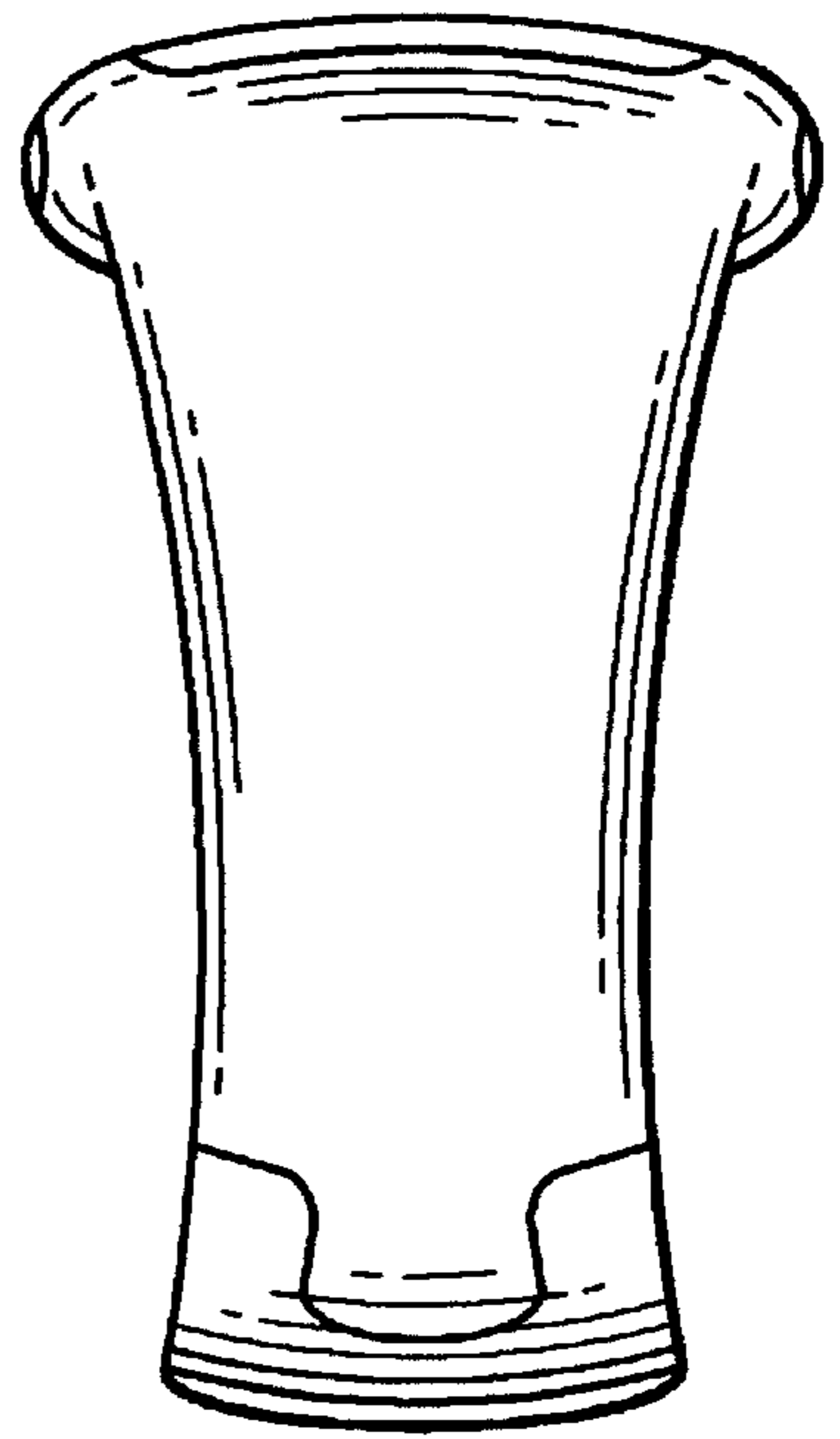


FIG. 9

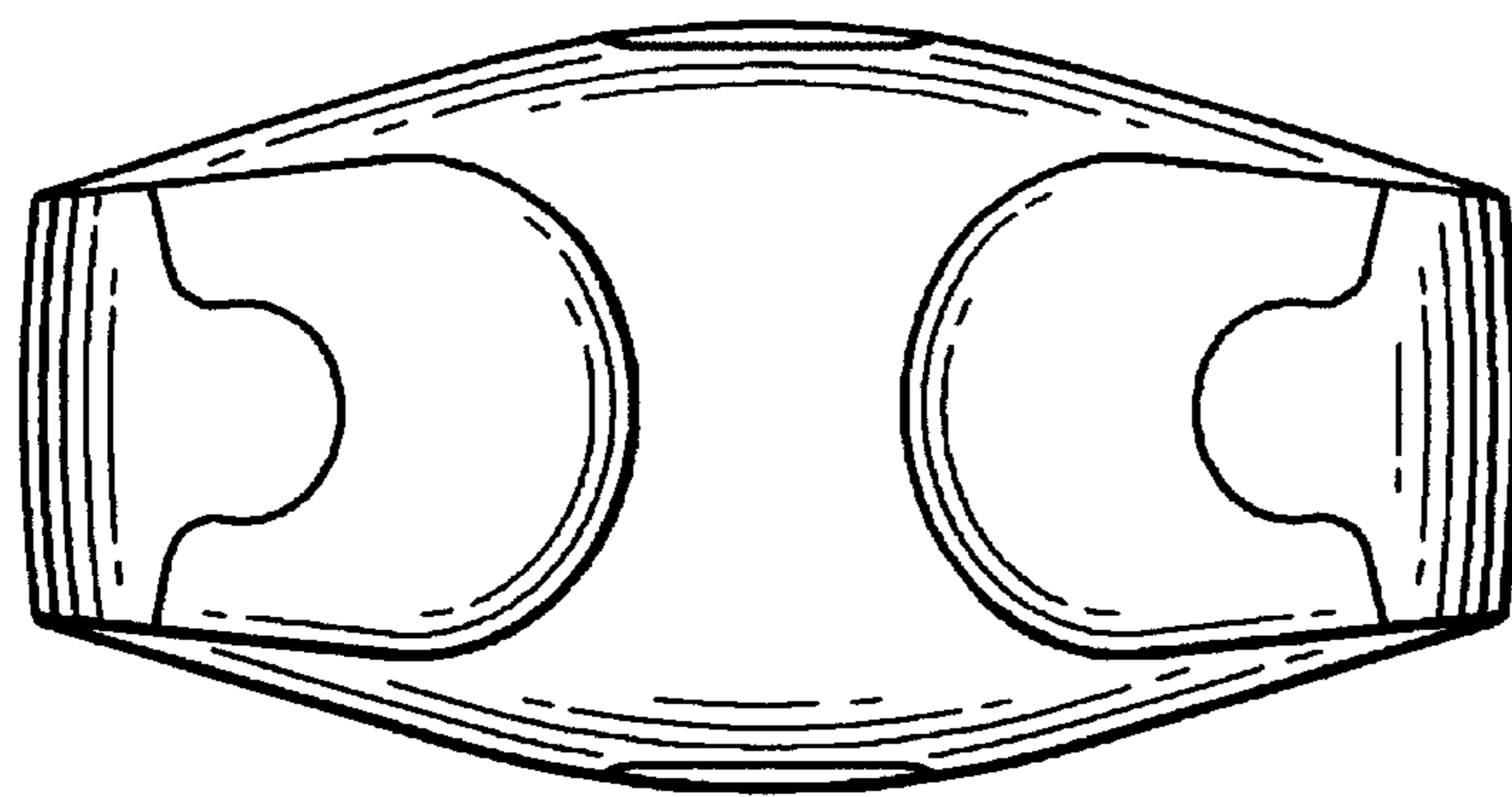


FIG. 10