



US00D456283S

(12) **United States Design Patent**  
**Baumann**

(10) **Patent No.:** **US D456,283 S**

(45) **Date of Patent:** **\*\* Apr. 30, 2002**

(54) **WRISTWATCH**

D432,028 S \* 10/2000 Burgener ..... D10/32  
D432,437 S \* 10/2000 Lassigne ..... D10/32

(75) Inventor: **Rene Baumann**, Erlenbach (CH)

**OTHER PUBLICATIONS**

(73) Assignee: **Desco von Schulthess AG**, Zurich (CH)

European Jeweler—Apr. 1973—p. 105—watchn at top-left.\*

(\*\*) Term: **14 Years**

\* cited by examiner

(21) Appl. No.: **29/142,197**

*Primary Examiner*—Nelson C. Holtje

(22) Filed: **May 22, 2001**

(74) *Attorney, Agent, or Firm*—Sughrue Mion, PLLC

(30) **Foreign Application Priority Data**

(57) **CLAIM**

Jan. 30, 2001 (XH) ..... DMA/005 165

The ornamental design for a wristwatch, as shown.

(51) **LOC (7) Cl.** ..... **10-02**

**DESCRIPTION**

(52) **U.S. Cl.** ..... **D10/32**

(58) **Field of Search** ..... D10/1-39, 122-132;  
368/276-277, 285, 281-282; D11/3-25;  
63/1.11, 3, 5, 11

FIG. 1 is a perspective view of the front and one side of a wristwatch showing my new design;  
FIG. 2 is a front view thereof;  
FIG. 3 is a rear view thereof;  
FIG. 4 is a side view of said one side thereof;  
FIG. 5 is a side view of the opposite side thereof;  
FIG. 6 is an end view of one end thereof; and,  
FIG. 7 is an end view of the opposite end thereof.

(56) **References Cited**

**U.S. PATENT DOCUMENTS**

D411,116 S \* 6/1999 Bodino ..... D10/32  
D412,445 S \* 8/1999 Bodino ..... D10/32  
D422,513 S \* 4/2000 Bodino ..... D10/32

**1 Claim, 2 Drawing Sheets**

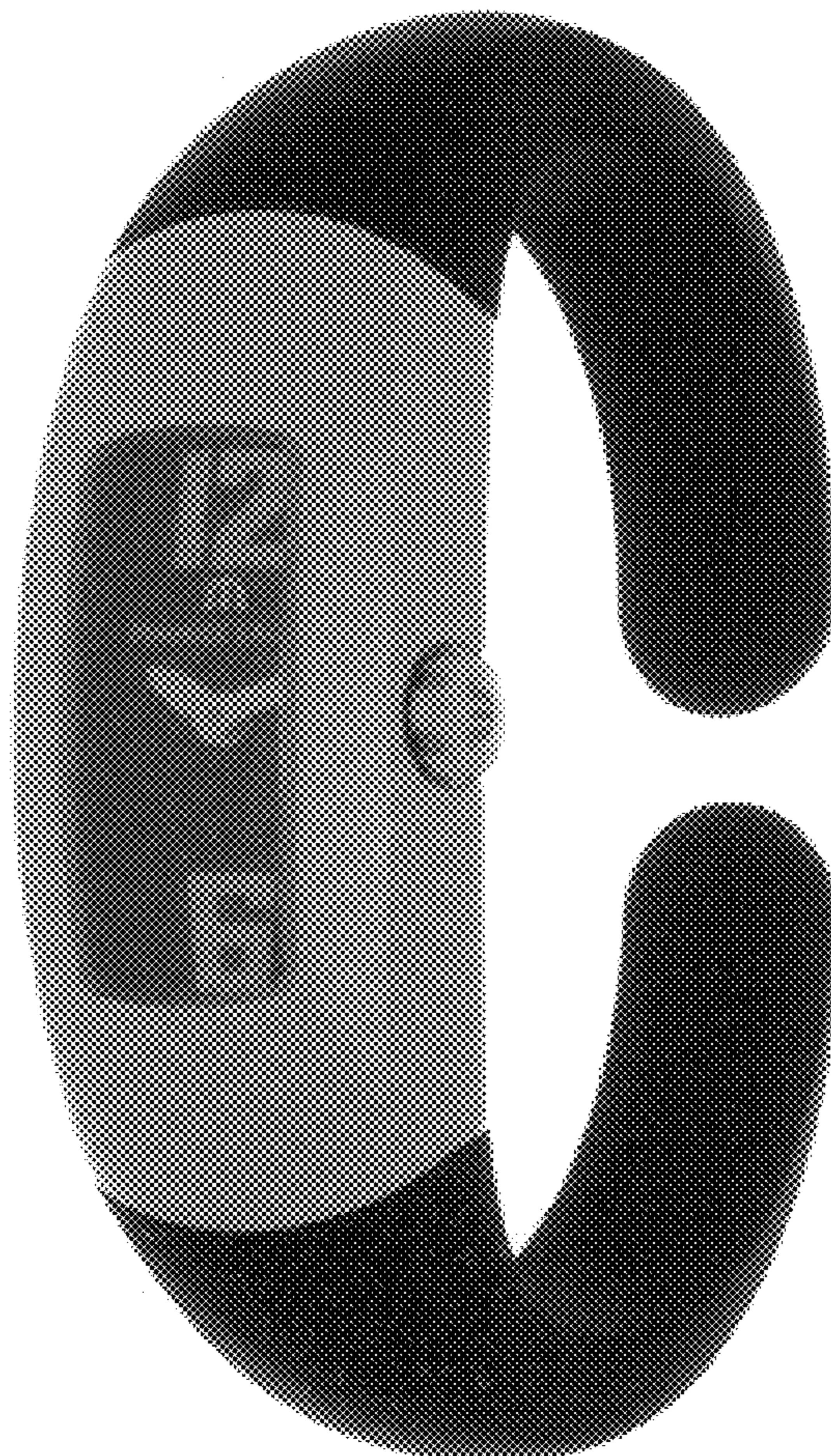


FIG. 1



FIG. 2




FIG. 3




FIG. 4



FIG. 6




FIG. 5




FIG. 7

