



US00D456282S

(12) **United States Design Patent**  
**Mucklai**

(10) **Patent No.:** **US D456,282 S**

(45) **Date of Patent:** **\*\* Apr. 30, 2002**

(54) **WATCH WITH BRACELET**

(76) **Inventor:** **Mohsin Mucklai**, 3314 Greenglen Cir.,  
Carrollton, TX (US) 75007

(\*\*) **Term:** **14 Years**

(21) **Appl. No.:** **29/141,889**

(22) **Filed:** **May 15, 2001**

(51) **LOC (7) Cl.** ..... **10-02**

(52) **U.S. Cl.** ..... **D10/32**

(58) **Field of Search** ..... D10/1-39, 122-132;  
368/276-277, 285, 281-282; D11/3-25;  
63/1-11

(56) **References Cited**

**U.S. PATENT DOCUMENTS**

- D82,371 S \* 10/1930 Cohn ..... D11/11
- D170,403 S \* 9/1953 Saint-Germain ..... D11/6
- D174,242 S \* 3/1955 White et al. .... D11/2
- D235,045 S \* 5/1975 Levine ..... D11/11 X
- D313,200 S \* 12/1990 Bulgari ..... D11/13

- D382,494 S \* 8/1997 Wunderman ..... D10/32
- D390,131 S \* 2/1998 Brezinski ..... D10/32
- D391,884 S \* 3/1998 Bulgari ..... D11/6
- D395,405 S \* 6/1998 Brzezinski ..... D10/32

\* cited by examiner

*Primary Examiner*—Nelson C. Holtje

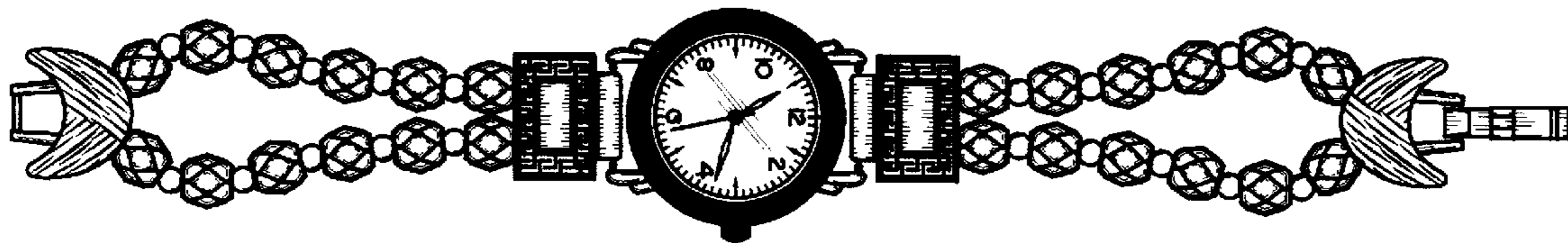
(57) **CLAIM**

I claim the ornamental design for a watch with bracelet, as shown and described.

**DESCRIPTION**

FIG. 1 is a front perspective view of a watch with bracelet showing the new design;  
 FIG. 2 is a right side elevational view thereof;  
 FIG. 3 is a left side elevational view thereof;  
 FIG. 4 is a top plan view thereof;  
 FIG. 5 is a bottom plan view thereof;  
 FIG. 6 is a rear elevational view thereof; and,  
 FIG. 7 is a front elevational view thereof.

**1 Claim, 2 Drawing Sheets**



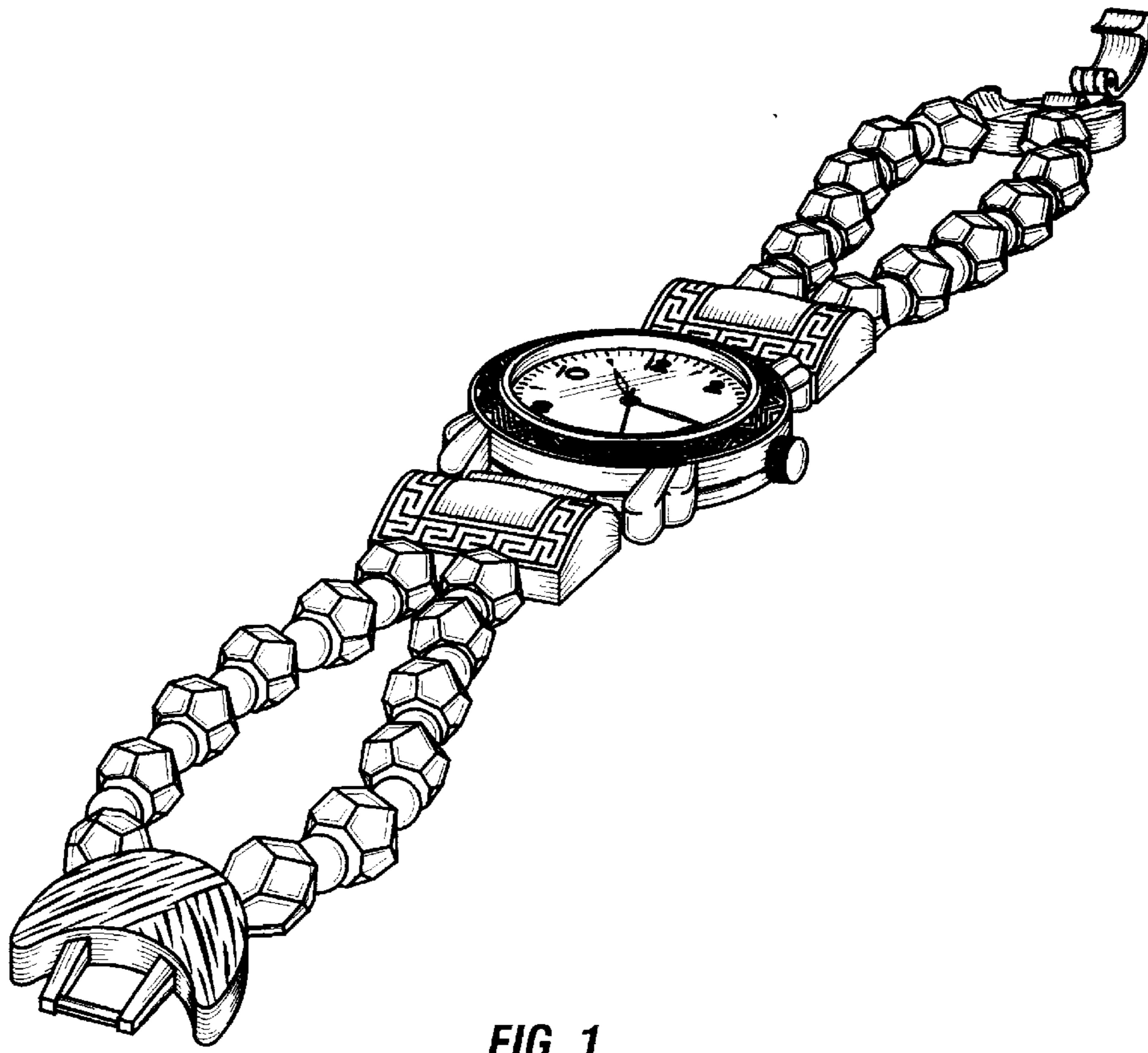


FIG. 1



FIG. 2



FIG. 3




FIG. 4

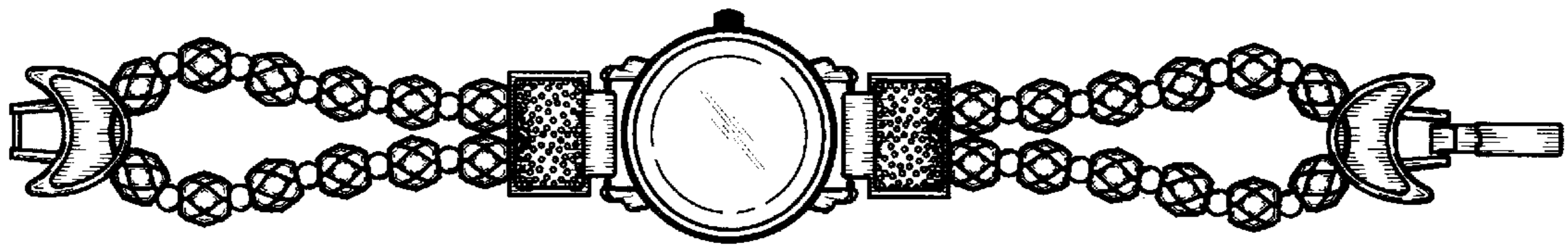


FIG. 5



FIG. 6



FIG. 7