



US00D456281S

(12) **United States Design Patent**
Glauser

(10) **Patent No.:** **US D456,281 S**

(45) **Date of Patent:** **** Apr. 30, 2002**

(54) **WRIST WATCH**

(75) **Inventor:** **Christian Glauser, Cortaillod (CH)**

(73) **Assignee:** **Lorenz S.p.A., Milan (IT)**

(**) **Term:** **14 Years**

(21) **Appl. No.:** **29/129,800**

(22) **Filed:** **Sep. 20, 2000**

(30) **Foreign Application Priority Data**

Jun. 2, 2000 (XH) DMA/005 012

(51) **LOC (7) Cl.** **10-02**

(52) **U.S. Cl.** **D10/32**

(58) **Field of Search** D10/1-39, 122-132;
368/276-277, 285, 281-282; D11/3-25;
63/1-11

(56) **References Cited**

U.S. PATENT DOCUMENTS

D377,150 S * 1/1997 Hartzband D10/32
D381,588 S * 7/1997 Weston D10/32

D388,332 S * 12/1997 Perrin et al. D10/32
D390,125 S * 2/1998 Hartzband D10/32
D434,336 S * 11/2000 Giardiello D10/32

* cited by examiner

Primary Examiner—Nelson C. Holtje

(74) *Attorney, Agent, or Firm*—Sofer & Haroun, LLP

(57) **CLAIM**

I claim the ornamental design for a wrist watch, as shown.

DESCRIPTION

FIG. 1 is an perspective view of a wrist watch showing my new design;

FIG. 2 is a front elevational view of the wrist watch as shown in FIG. 1;

FIG. 3 is a side elevational view of the wrist watch as shown in FIG. 1;

FIG. 4 is a rear elevational side view of the wrist watch as shown in FIG. 1; and,

FIG. 5 is a bottom elevational view of the wrist watch as shown in FIG. 1.

1 Claim, 3 Drawing Sheets






FIG. 1




FIG. 2




FIG. 3

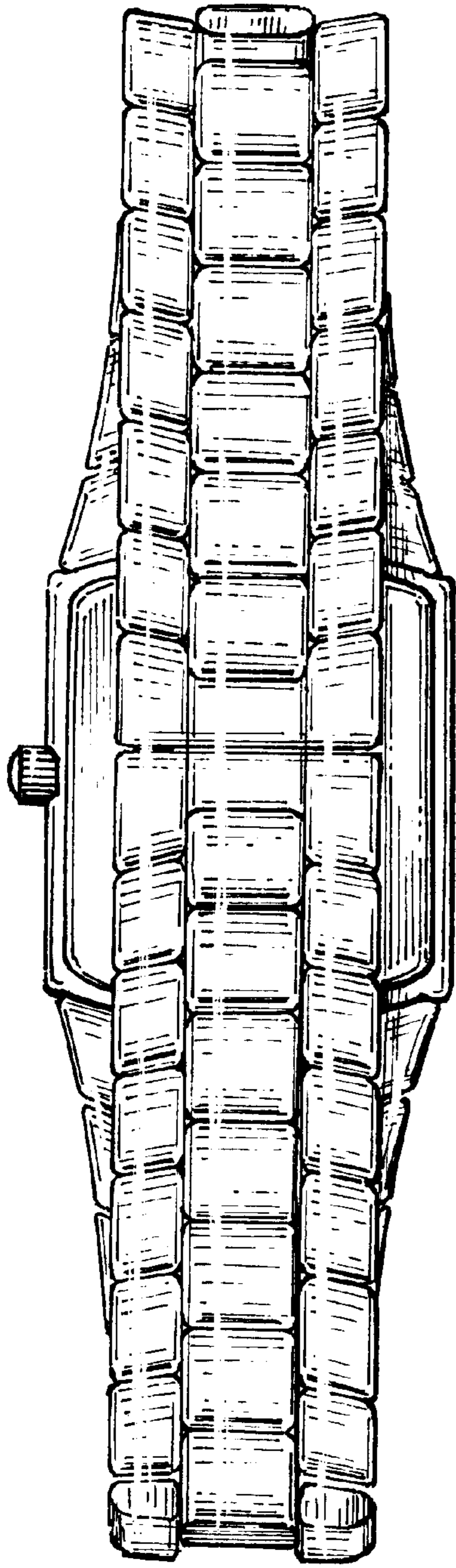


FIG. 4




FIG. 5