



US00D456278S

(12) **United States Design Patent**
Von Burg

(10) **Patent No.:** **US D456,278 S**

(45) **Date of Patent:** **** Apr. 30, 2002**

(54) **GLASS-MADE RING FOR A DIAL OF A WATCH**

D310,637 S * 9/1990 Sugano D10/30
D339,532 S * 9/1993 Frappe D10/39
D413,274 S 8/1999 Burg

(75) Inventor: **Remington Von Burg**, Grenchen (CH)

FOREIGN PATENT DOCUMENTS

(73) Assignee: **D. Swarovski & Co.**, Wattens (AT)

JP 657194 7/1985

(**) Term: **14 Years**

OTHER PUBLICATIONS

(21) Appl. No.: **29/147,724**

Swiss Watch & Jewelry Journal—Feb. 1987—p. 292—
watch—2nd from right.

(22) Filed: **Sep. 6, 2001**

European Jeweler (G.Z.)—Jan. 1987—p. 54—watch at
right.

Related U.S. Application Data

Design—Dec. 1973—p. 73—watch #7—lower center.

(62) Division of application No. 29/122,813, filed on May 4,
2000.

* cited by examiner

(30) **Foreign Application Priority Data**

Primary Examiner—Nelson C. Holtje

Nov. 4, 1999 (AT) MU3964/99
Nov. 4, 1999 (AT) MU3965/99
Nov. 4, 1999 (AT) MU3966/99
Nov. 4, 1999 (AT) MU3967/99

(74) *Attorney, Agent, or Firm*—Wenderoth, Lind & Ponack,
L.L.P.

(51) **LOC (7) Cl.** **10-02**

(57) **CLAIM**

(52) **U.S. Cl.** **D10/30**

The ornamental design for a glass-made ring for a dial of a
watch, as shown.

(58) **Field of Search** D10/30-39, 122-132;
368/281-282, 276-277, 285

DESCRIPTION

(56) **References Cited**

FIG. 1 is a back view of a glass-made ring for a dial of a
watch according to the present design;

U.S. PATENT DOCUMENTS

D164,832 S 10/1951 Warren
D246,575 S 12/1977 Onodera et al.
D278,315 S 4/1985 Houlihan
D283,015 S 3/1986 Lederrey

FIG. 2 is a left-side view of the ring of FIG. 1;

FIG. 3 is a top view of the ring of FIG. 1;

FIG. 4 is a right-side view of the ring of FIG. 1;

FIG. 5 is a bottom view of the ring of FIG. 1; and,

FIG. 6 is a front view of the ring of FIG. 1.

1 Claim, 1 Drawing Sheet

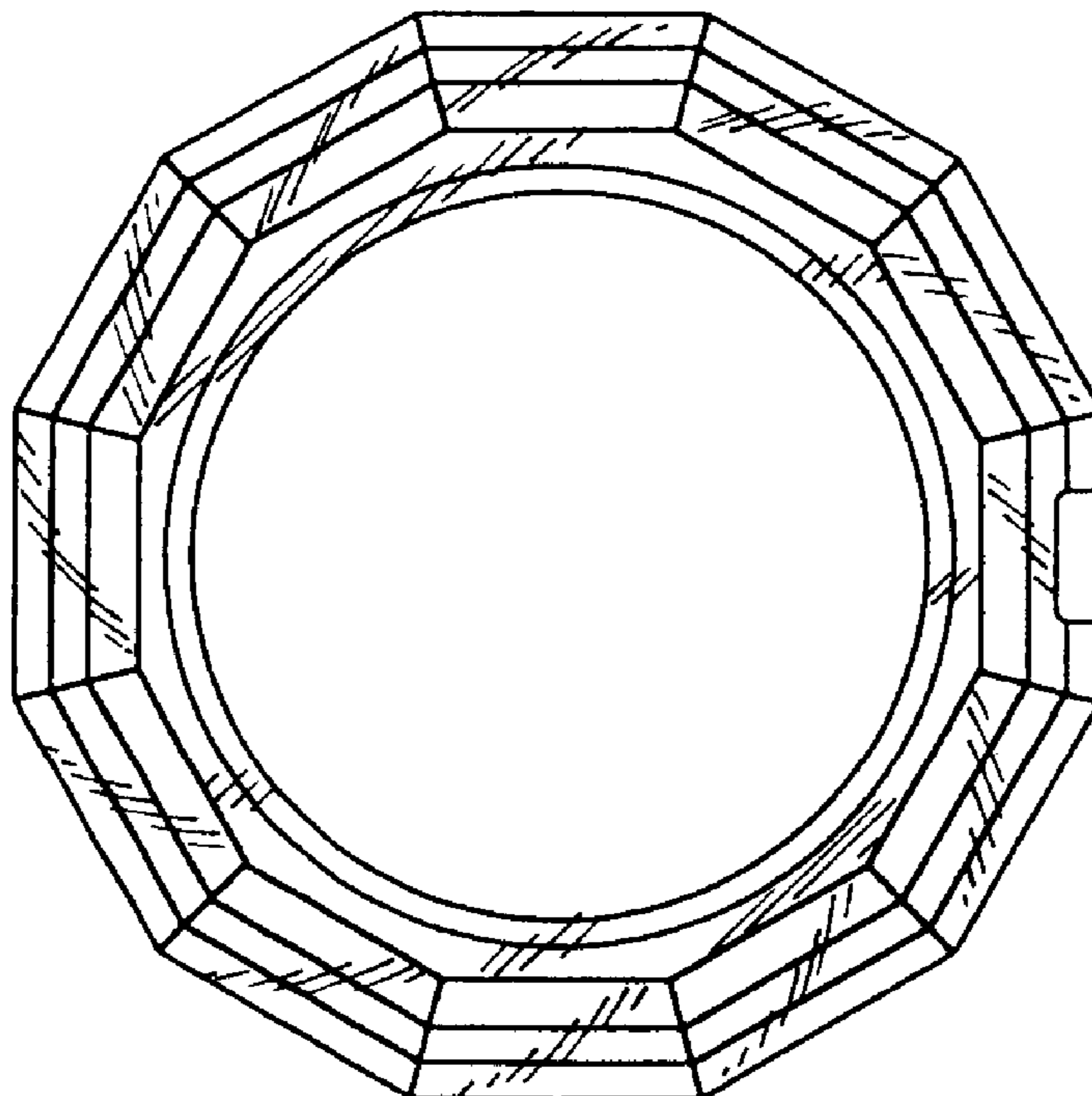


FIG. 1



FIG. 2




FIG. 3

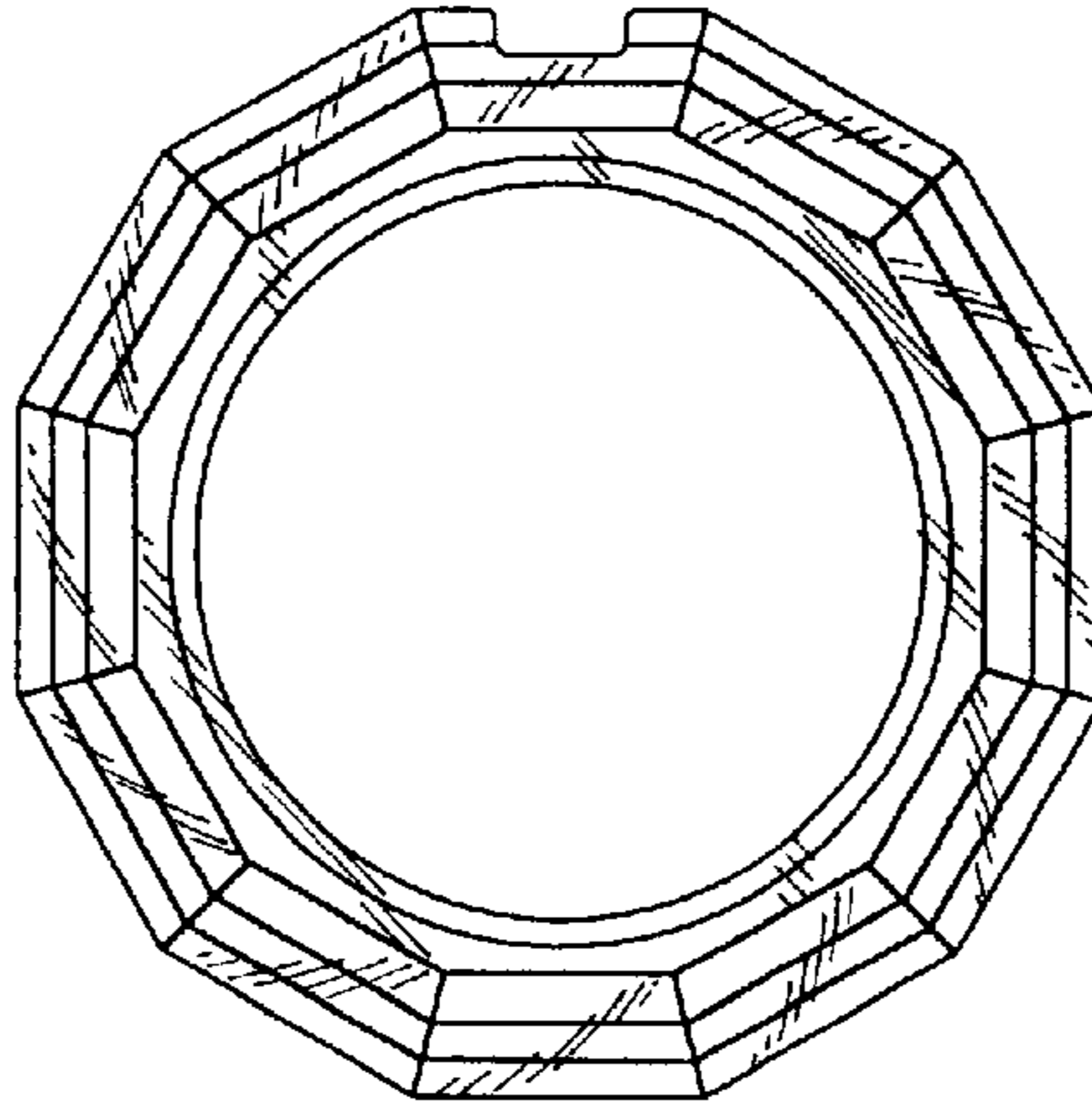


FIG. 4



FIG. 5

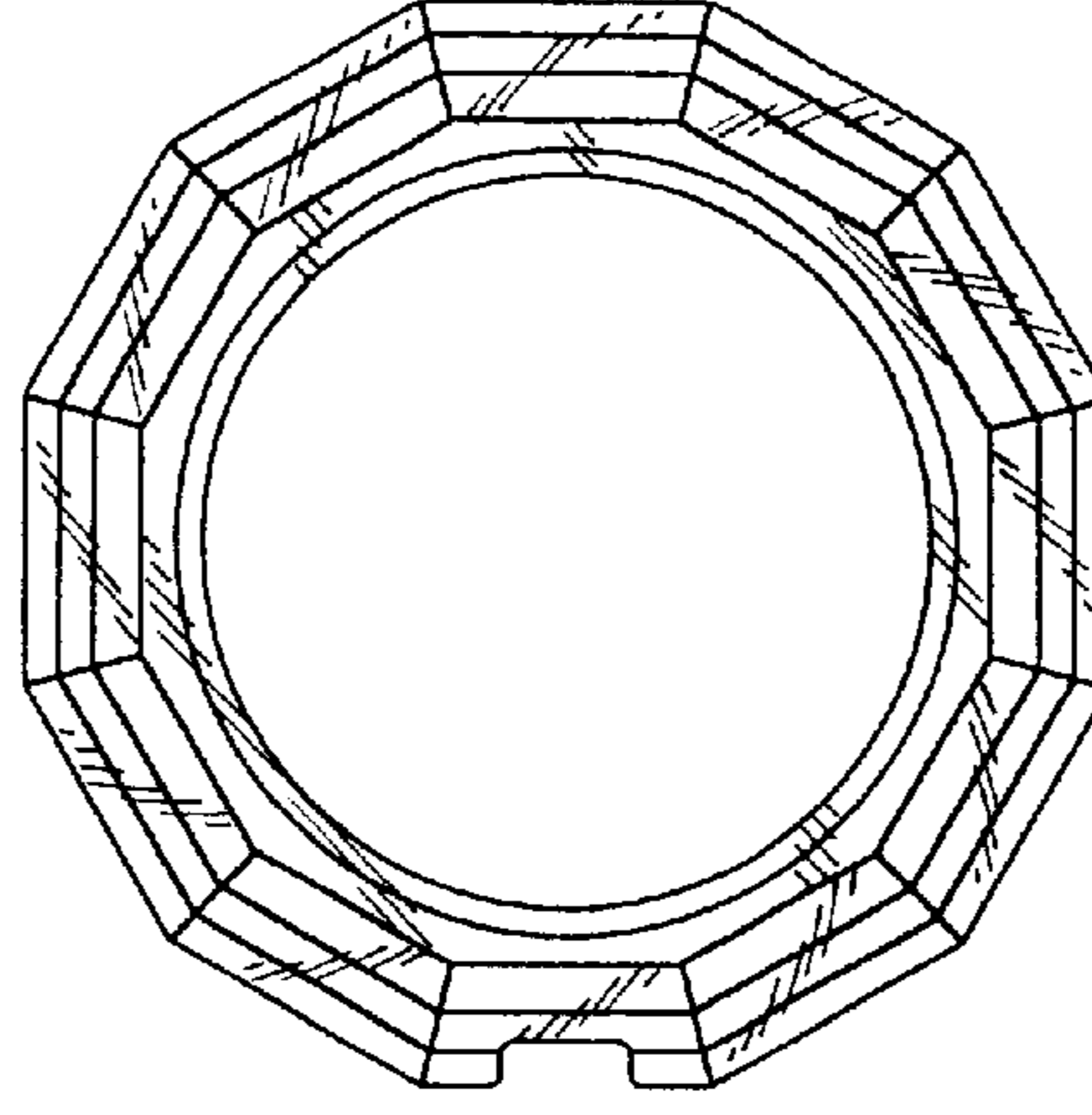


FIG. 6

