



US00D456251S

(12) **United States Design Patent**  
**Beeks**

(10) **Patent No.:** **US D456,251 S**

(45) **Date of Patent:** **\*\* Apr. 30, 2002**

(54) **DVD BOX SLEEVE**

(75) **Inventor:** **Steven Beeks**, Santa Monica, CA (US)

(73) **Assignee:** **Artisan Home Entertainment, Inc.**,  
Santa Monica, CA (US)

(\*\*) **Term:** **14 Years**

(21) **Appl. No.:** **29/128,550**

(22) **Filed:** **Aug. 25, 2000**

(51) **LOC (7) Cl.** ..... **09-03**

(52) **U.S. Cl.** ..... **D9/418; D6/407; D14/479**

(58) **Field of Search** ..... D9/414, 418, 432,  
D9/422, 423, 337; D3/218; 206/307, 307.1,  
308.1, 308.2, 308.3, 310-313, 387.13; 229/162,  
126, 117.07, 117.08, 120, 124, 125, 130,  
131.1, 78.1, 125.125; D6/407, 632, 634;  
D14/474-480

(56) **References Cited**

**U.S. PATENT DOCUMENTS**

2,312,631	A	*	3/1943	Deem et al.	.....	229/126
4,200,189	A	*	4/1980	Hagelberg	.....	206/313
5,048,681	A	*	9/1991	Henkel	.....	206/313
D328,388	S		8/1992	Weisburn et al.	.....	D3/35
5,154,284	A	*	10/1992	Strkey	.....	206/313
5,156,266	A	*	10/1992	Sykora	.....	229/162
5,174,442	A		12/1992	Kurnit	.....	206/232
5,316,145	A	*	5/1994	Cohodar	.....	206/387.13
D352,895	S	*	11/1994	Van Loo	.....	D9/422
5,522,500	A		6/1996	Mori	.....	206/308.1
5,655,656	A		8/1997	Gottlieb	.....	206/308.1
D398,527	S	*	9/1998	Maceachern et al.	.....	D9/432
5,823,333	A	*	10/1998	Mori	.....	206/312
6,065,599	A		5/2000	Lincoln	.....	206/387.13
6,068,116	A	*	5/2000	Bankhead	.....	206/312

\* cited by examiner

*Primary Examiner*—Prabhakar Deshmukh

(74) *Attorney, Agent, or Firm*—Christie, Parker & Hale, LLP

(57) **CLAIM**

The ornamental design for DVD box and sleeve, as shown and described.

**DESCRIPTION**

FIG. 1 is a front view of a first embodiment of a DVD box and sleeve;

FIG. 2 is a top view thereof;

FIG. 3 is a right side view thereof, the left side being identical;

FIG. 4 is a rear view thereof;

FIG. 5 is a bottom plan view thereof;

FIG. 6 is a top plan view of a second embodiment of a DVD box and sleeve with pamphlet, the front view and side views being identical to those of the first embodiment;

FIG. 7 is a rear view of the second embodiment;

FIG. 8 is a bottom plan view thereof;

FIG. 9 is a front view of a third embodiment of a DVD box and metallic sleeve;

FIG. 10 is a top view thereof;

FIG. 11 is a right side view thereof; the left side being identical;

FIG. 12 is a rear view thereof;



FIG. 13 is a bottom plan view thereof;


FIG. 14 is a top plan view of a fourth embodiment of a DVD box and metallic sleeve with pamphlet, the front view and side views being identical to those of the third embodiment;

FIG. 15 is a rear view of the fourth embodiment; and,

FIG. 16 is a bottom plan view thereof.

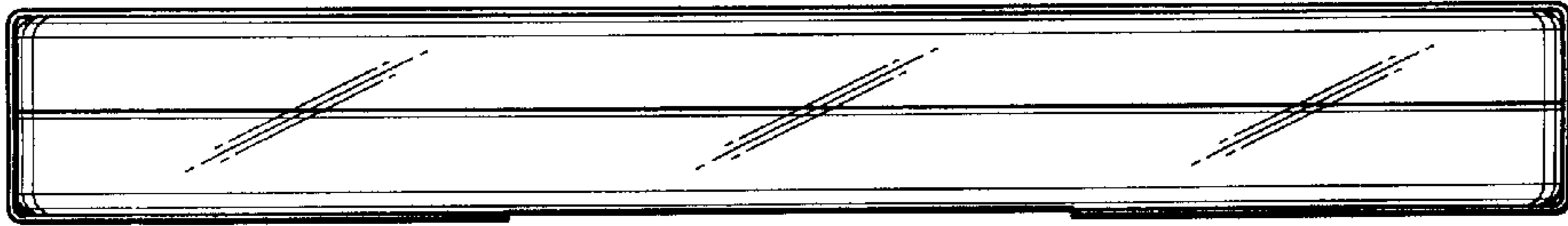
**1 Claim, 6 Drawing Sheets**



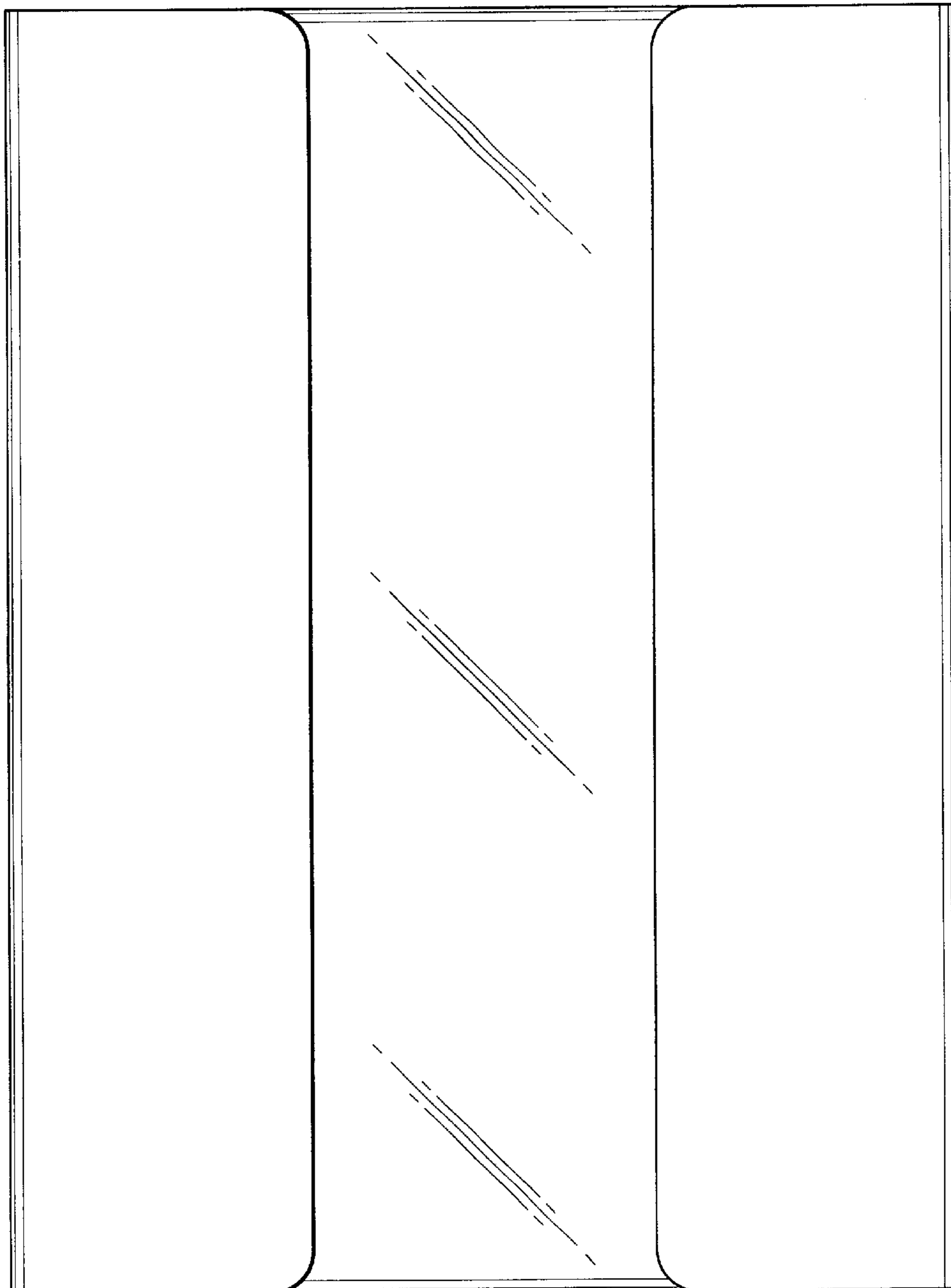



***FIG. 1***

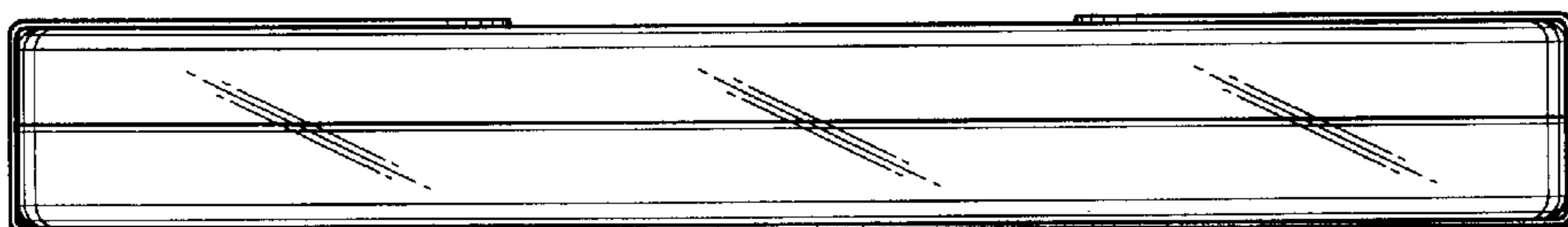
*FIG. 2*



*FIG. 3*


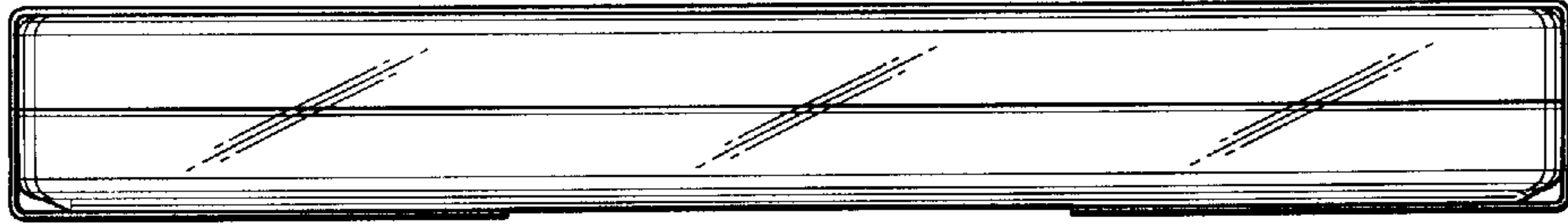


*FIG. 4*

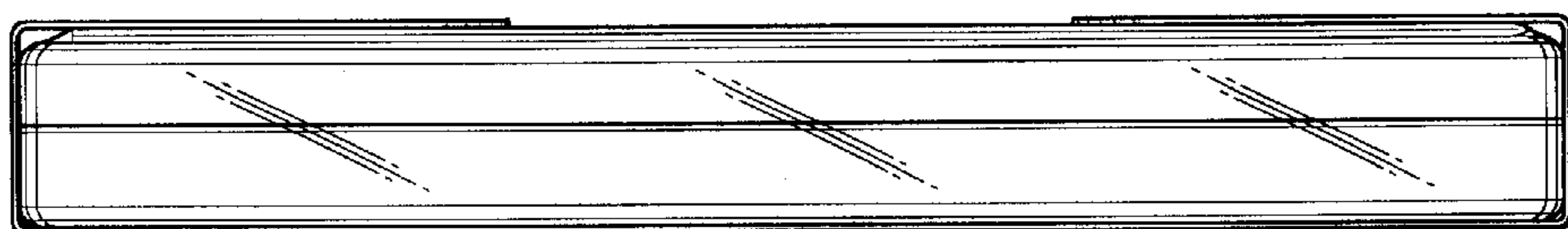


*FIG. 5*


*FIG. 6*



*FIG. 7*

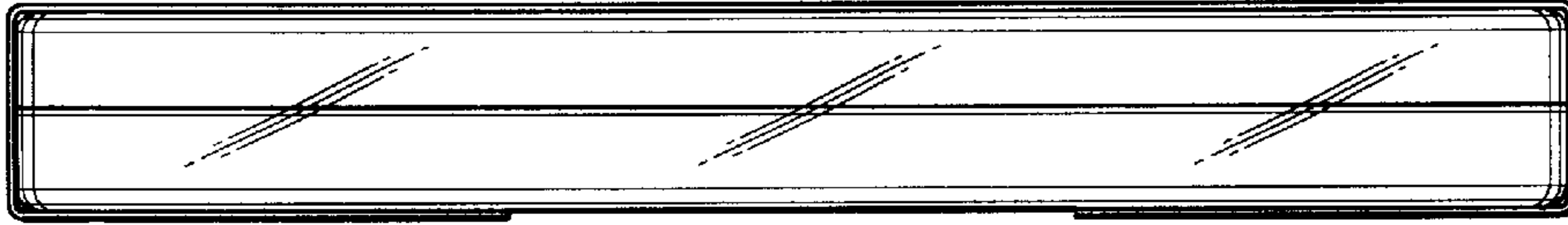


*FIG. 8*

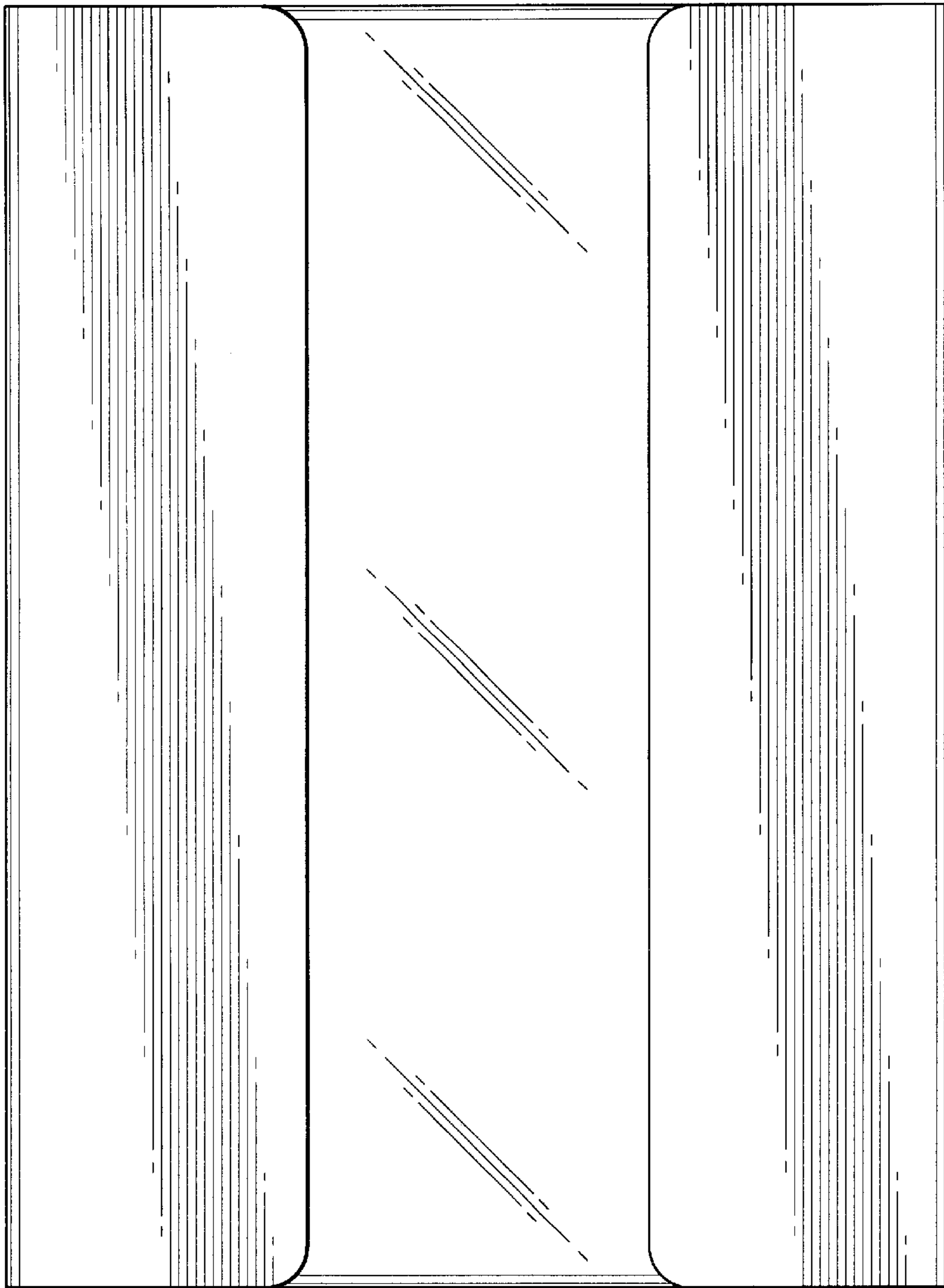
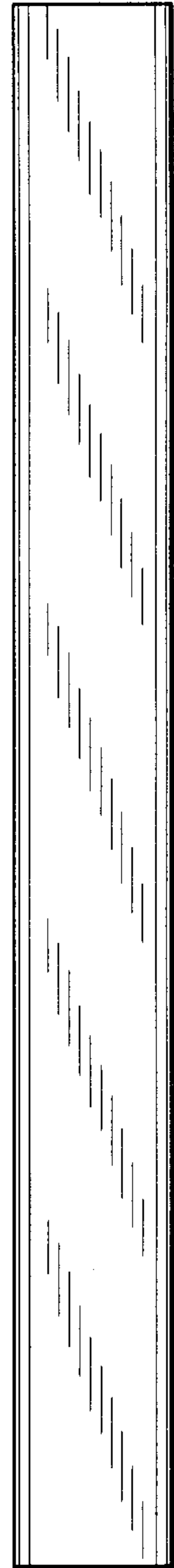


**FIG. 9**

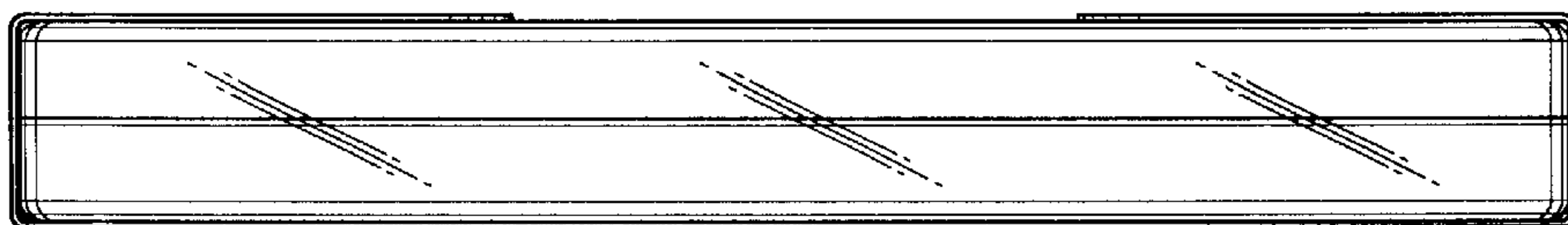
*FIG. 10*



*FIG. 11*



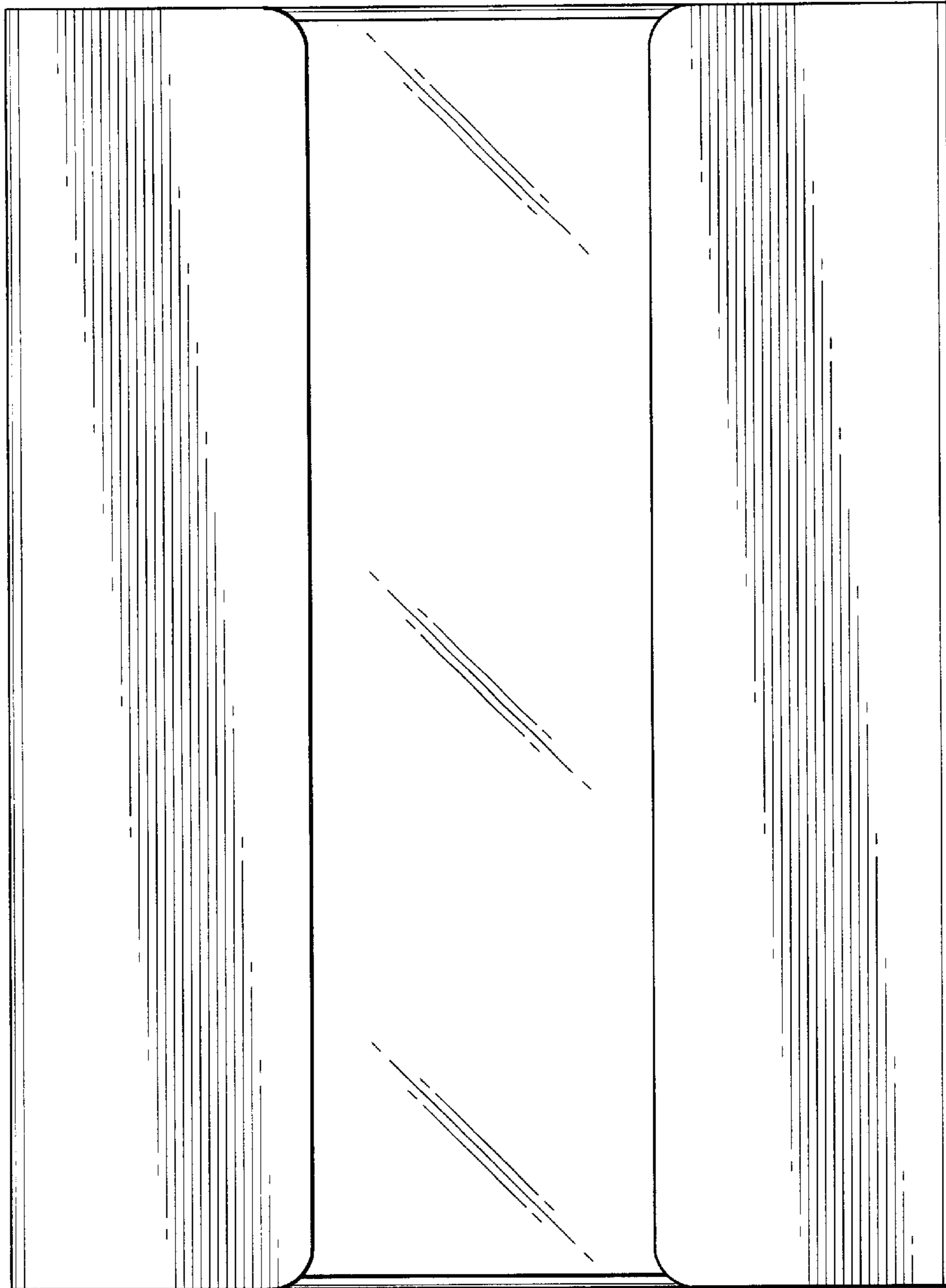
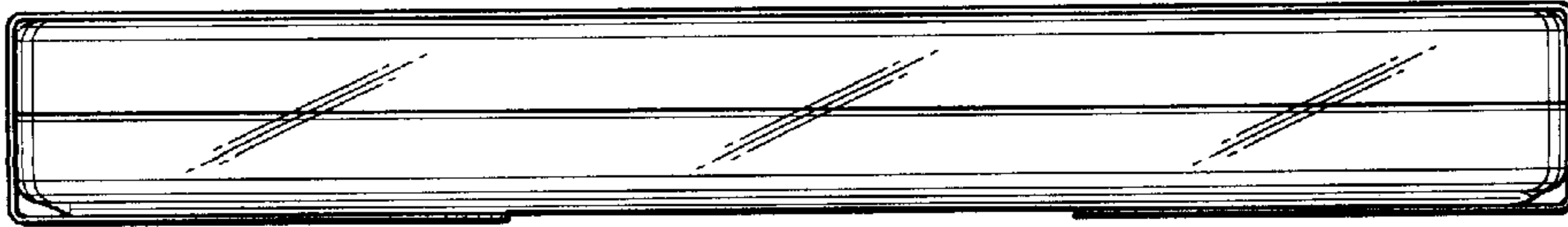
*FIG. 12*



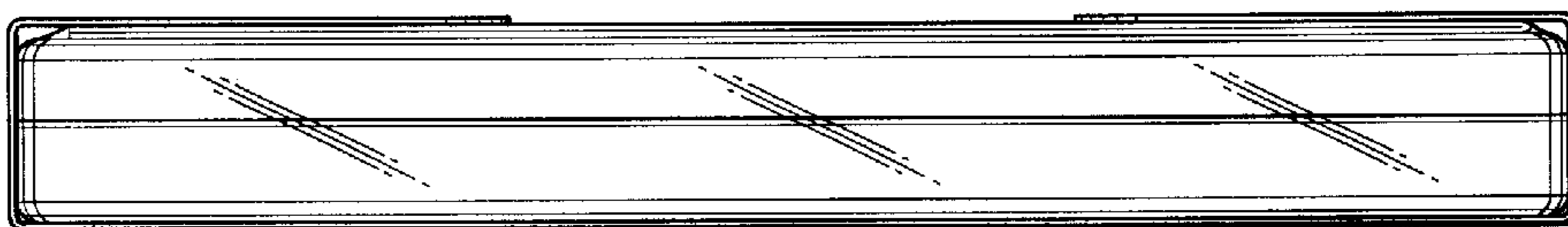
*FIG. 13*



*FIG. 14*



*FIG. 15*



*FIG. 16*