



US00D456236S

(12) **United States Design Patent**  
**Norton**

(10) **Patent No.:** **US D456,236 S**

(45) **Date of Patent:** **\*\* Apr. 30, 2002**

(54) **UPHOLSTERY TOOL**

(76) **Inventor:** **Donovan K. Norton**, 1395 E.  
Palomares Ave., La Verne, CA (US)  
91750

(\*\*) **Term:** **14 Years**

(21) **Appl. No.:** **29/139,101**

(22) **Filed:** **Mar. 26, 2001**

(51) **LOC (7) Cl.** ..... **08-05**

(52) **U.S. Cl.** ..... **D8/89;** D8/14

(58) **Field of Search** ..... D8/14, 88, 89;  
D32/46, 49; 254/28, 25, 120, 131

(56) **References Cited**

**U.S. PATENT DOCUMENTS**

3,583,673	A	*	6/1971	Poskin	.....	254/28
3,825,226	A	*	7/1974	Appleman	.....	254/28
4,036,471	A	*	7/1977	Allen et al.	.....	254/28
D255,320	S	*	6/1980	Steck	.....	D8/99
4,293,119	A	*	10/1981	Diederichs	.....	254/28

D268,215	S	*	3/1983	McBride	.....	D32/49
5,031,881	A	*	7/1991	Thurmston	.....	254/28
D326,546	S	*	5/1992	Gringer	.....	D32/49
5,440,777	A	*	8/1995	Oliveri	.....	15/236.01
5,546,625	A	*	8/1996	Mealey, Sr.	.....	15/105
D388,671	S	*	1/1998	Suganami	.....	D8/14

\* cited by examiner

*Primary Examiner*—Philip S. Hyder

(74) *Attorney, Agent, or Firm*—Charles C. Logan, II

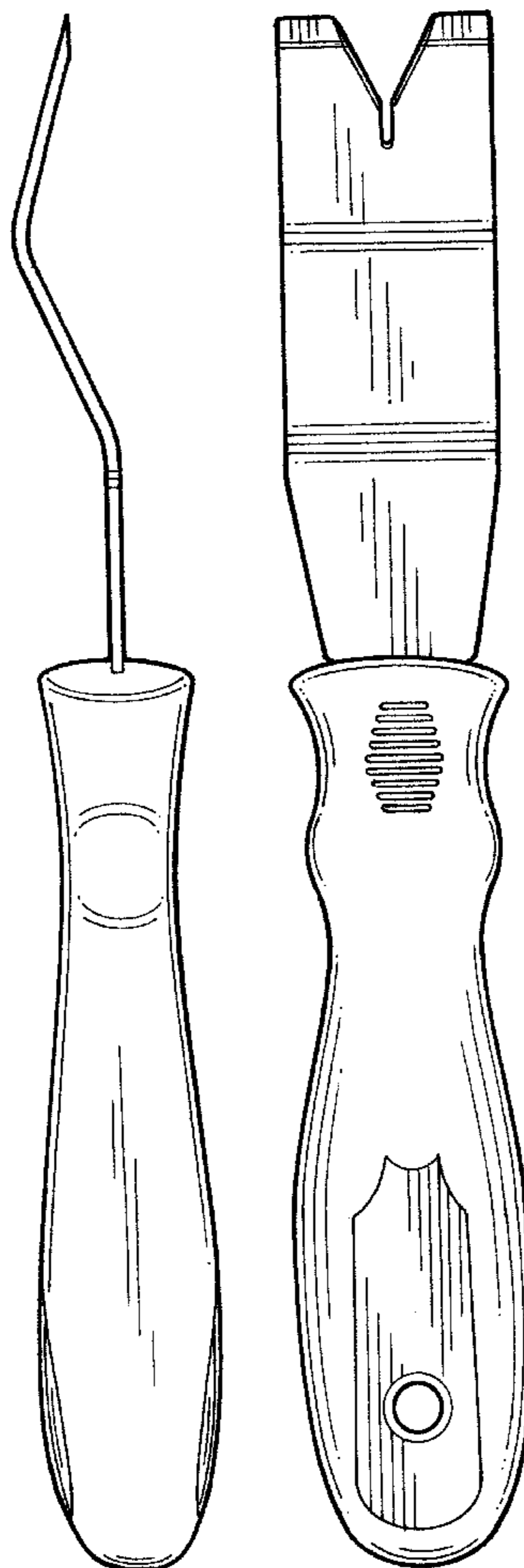
(57) **CLAIM**

The ornamental design for an upholstery tool, as shown and described.

**DESCRIPTION**

FIG. 1 is a bottom plan view of the novel upholstery tool; FIG. 2 is a left side elevation view thereof and the right side elevation view thereof is identical but reversed; FIG. 3 is a top plan view thereof; FIG. 4 is a front end view thereof; and, FIG. 5 is a rear view thereof.

**1 Claim, 1 Drawing Sheet**



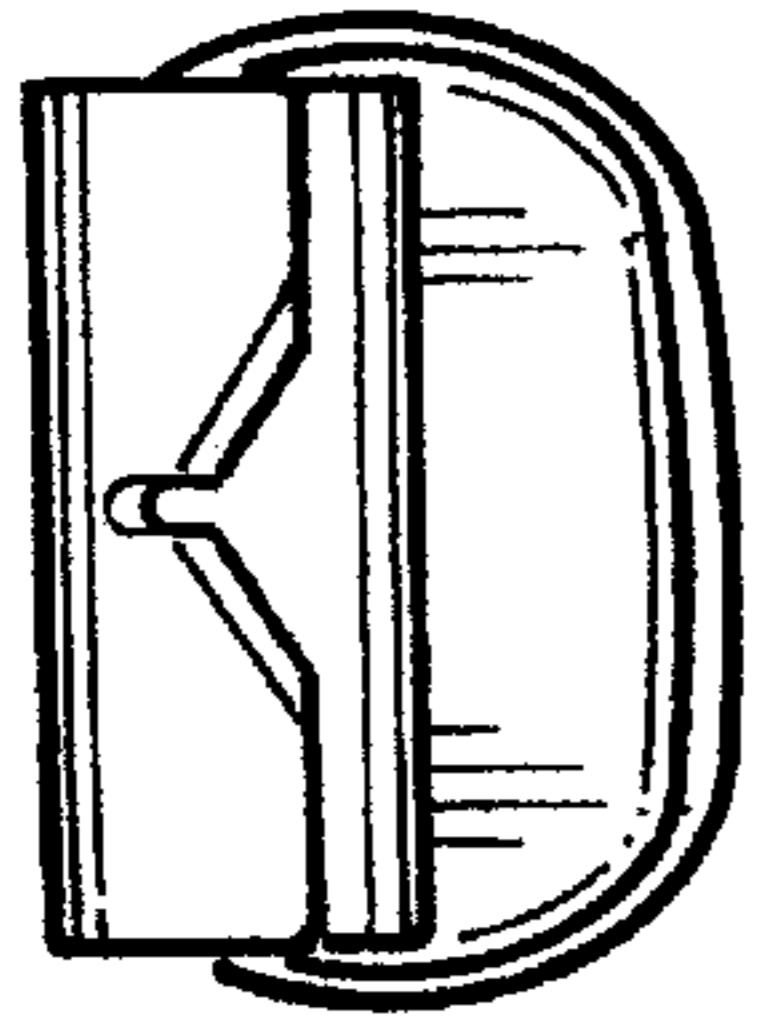


FIG. 4

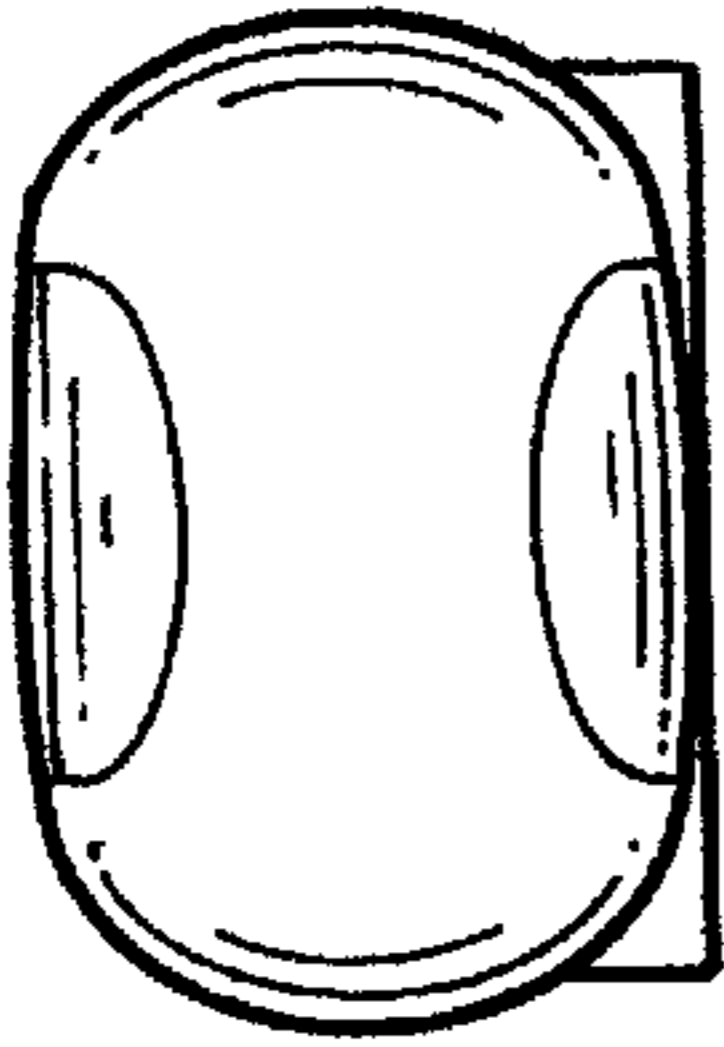


FIG. 5

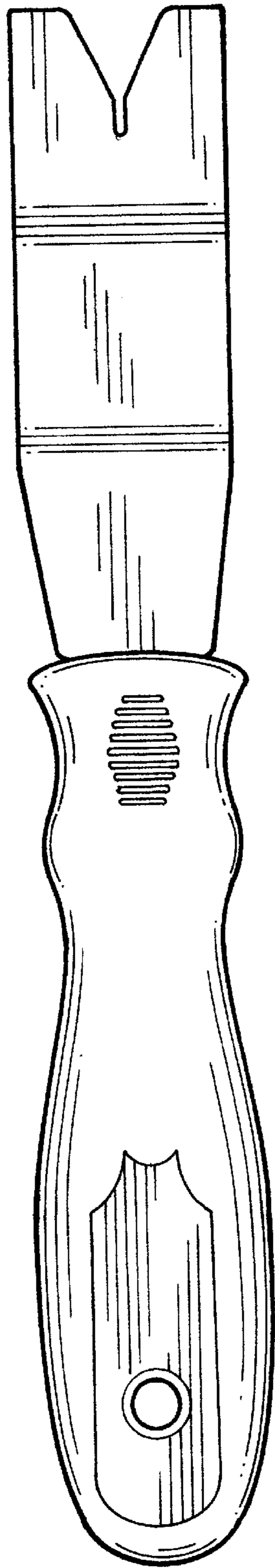


FIG. 1

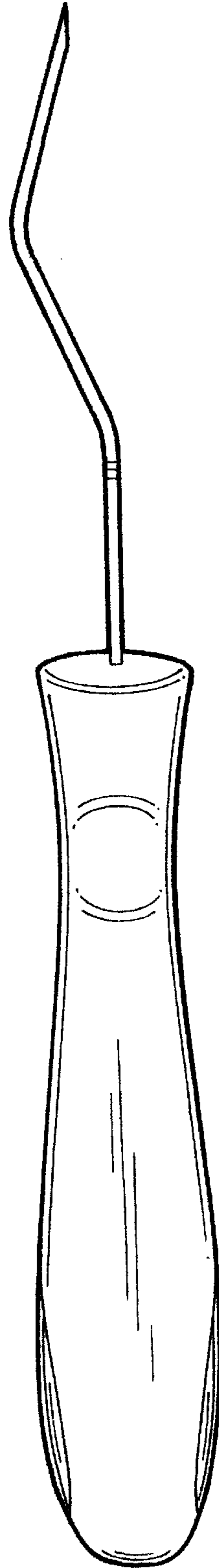


FIG. 2

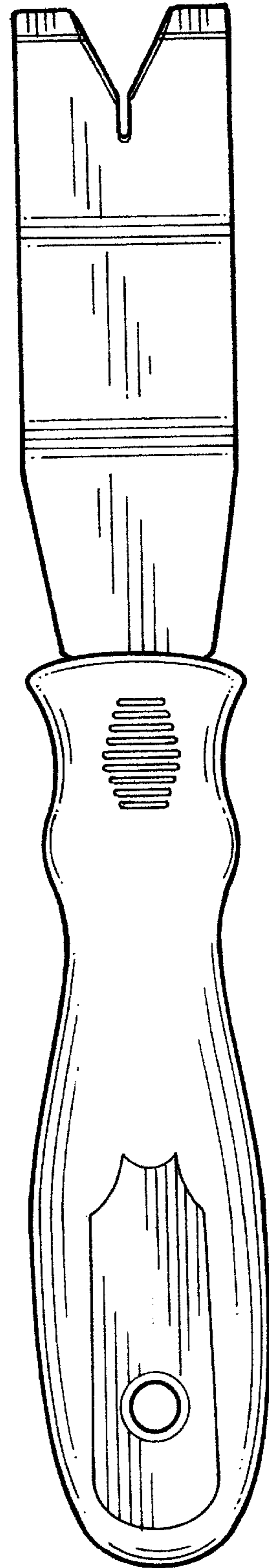


FIG. 3