



US00D456229S

(12) **United States Design Patent**
Gstalder

(10) **Patent No.:** **US D456,229 S**

(45) **Date of Patent:** **** Apr. 30, 2002**

(54) **SCISSORS**

(75) **Inventor:** **Bruno Gstalder, Poisy (FR)**

(73) **Assignee:** **Manufacture d'Articles de Precision et de Dessin—M.A.P.E.D. (FR)**

(**) **Term:** **14 Years**

(21) **Appl. No.:** **29/140,076**

(22) **Filed:** **Apr. 11, 2001**

(30) **Foreign Application Priority Data**

Oct. 16, 2000 (XH) DM/053 545

(51) **LOC (7) Cl.** **08-03**

(52) **U.S. Cl.** **D8/57**

(58) **Field of Search** D8/57, 98; D24/148;
606/174; 7/135; 30/145, 194, 201, 229,
230, 232, 252, 254, 257, 260, 298

(56) **References Cited**

U.S. PATENT DOCUMENTS

- D353,087 S * 12/1994 Ramsey et al. D8/57
- D393,192 S * 4/1998 Cornell D8/57
- D393,404 S * 4/1998 Jacquet D8/57

- D395,992 S * 7/1998 Bennett et al. D8/57
- 6,000,138 A * 12/1999 Bornancini 30/232
- D419,412 S * 1/2000 Chang D8/57
- D443,490 S * 6/2001 Bornancini D8/57

OTHER PUBLICATIONS

Guernsey Office Products' 2001 General Line Catalog (c) 2000 p. 976; Item "T"—soft handle trimmers.*

* cited by examiner

Primary Examiner—Alan P. Douglas

Assistant Examiner—Clare E. Heflin

(74) *Attorney, Agent, or Firm*—Cantor Colburn LLP

(57) **CLAIM**

The ornamental design for scissors, as shown and described.

DESCRIPTION

FIG. 1 is a top perspective view of scissors, showing my new design;

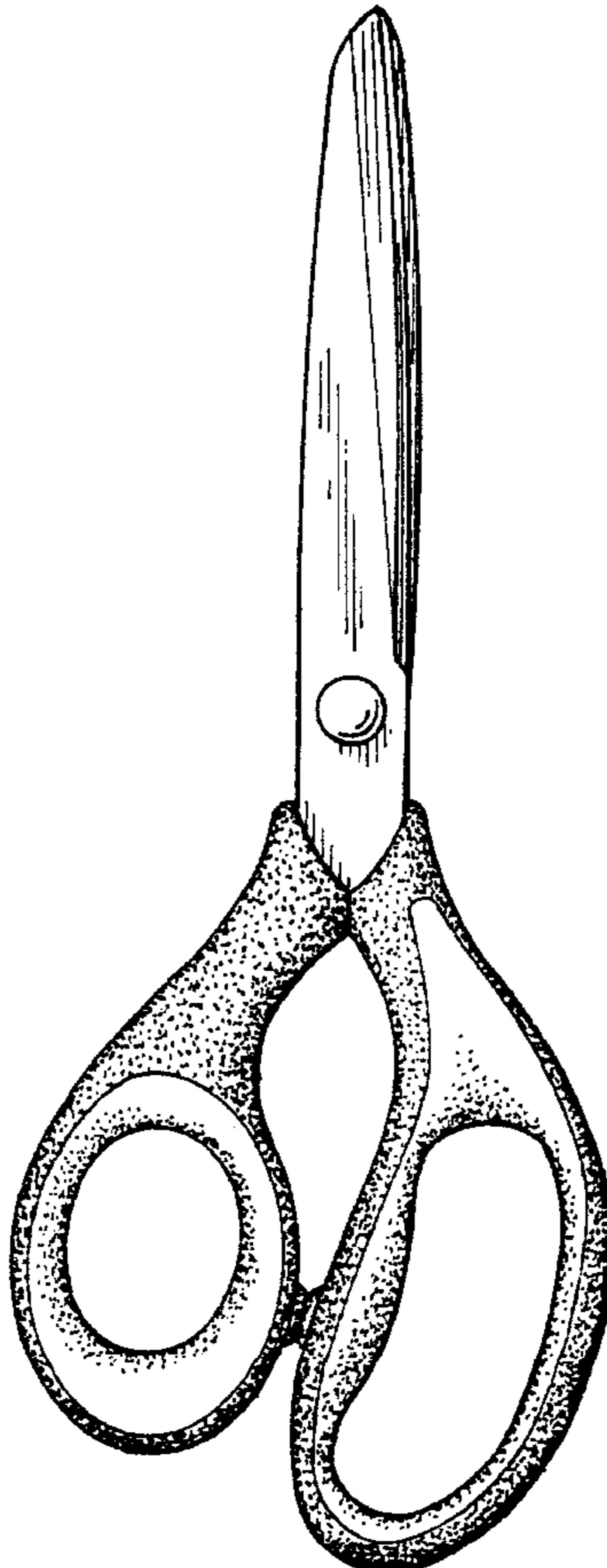
FIG. 2 is a bottom elevational view thereof;

FIG. 3 is a first side elevational view thereof;

FIG. 4 is a top elevational view thereof; and,

FIG. 5 is a second side elevational view thereof.

1 Claim, 2 Drawing Sheets



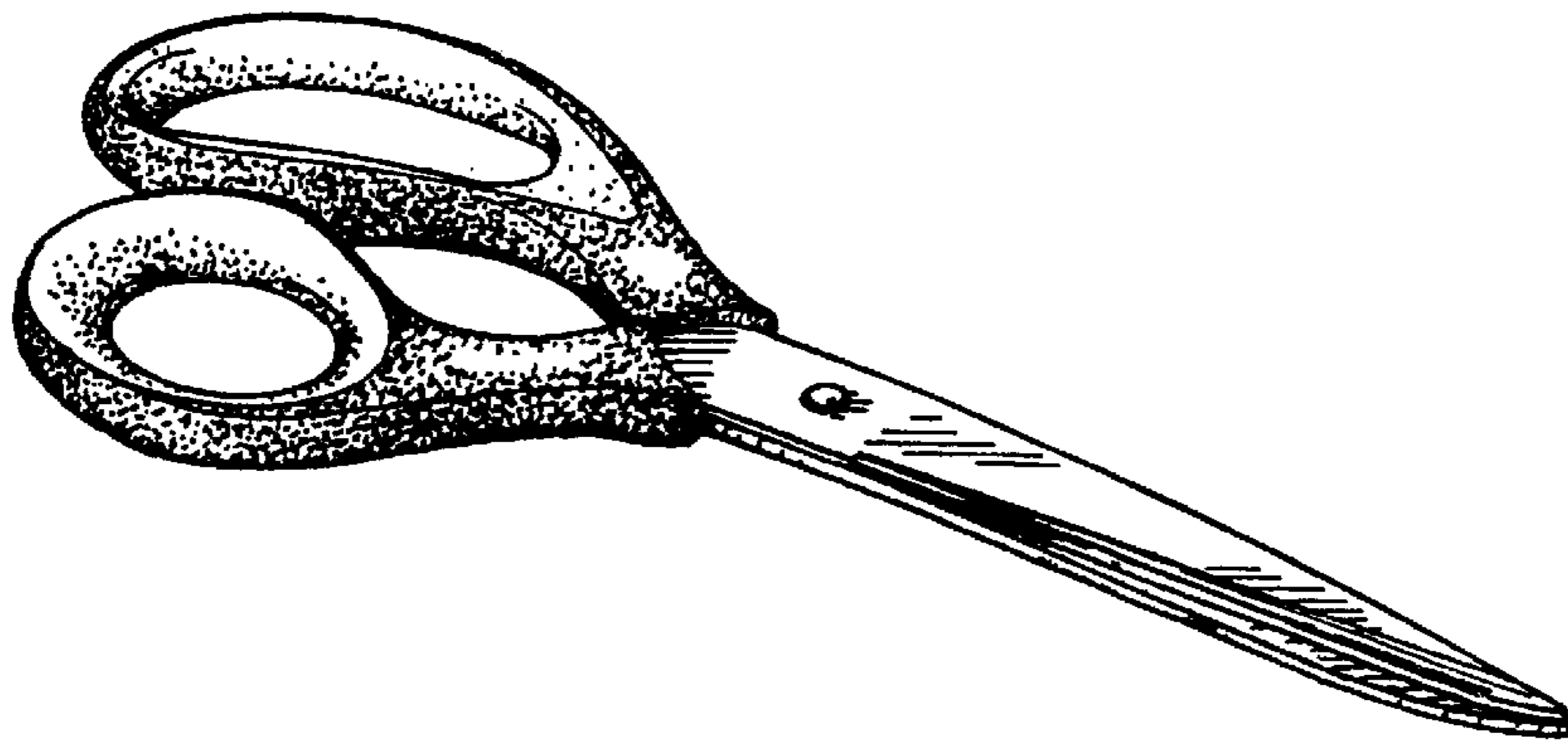


FIG. 1

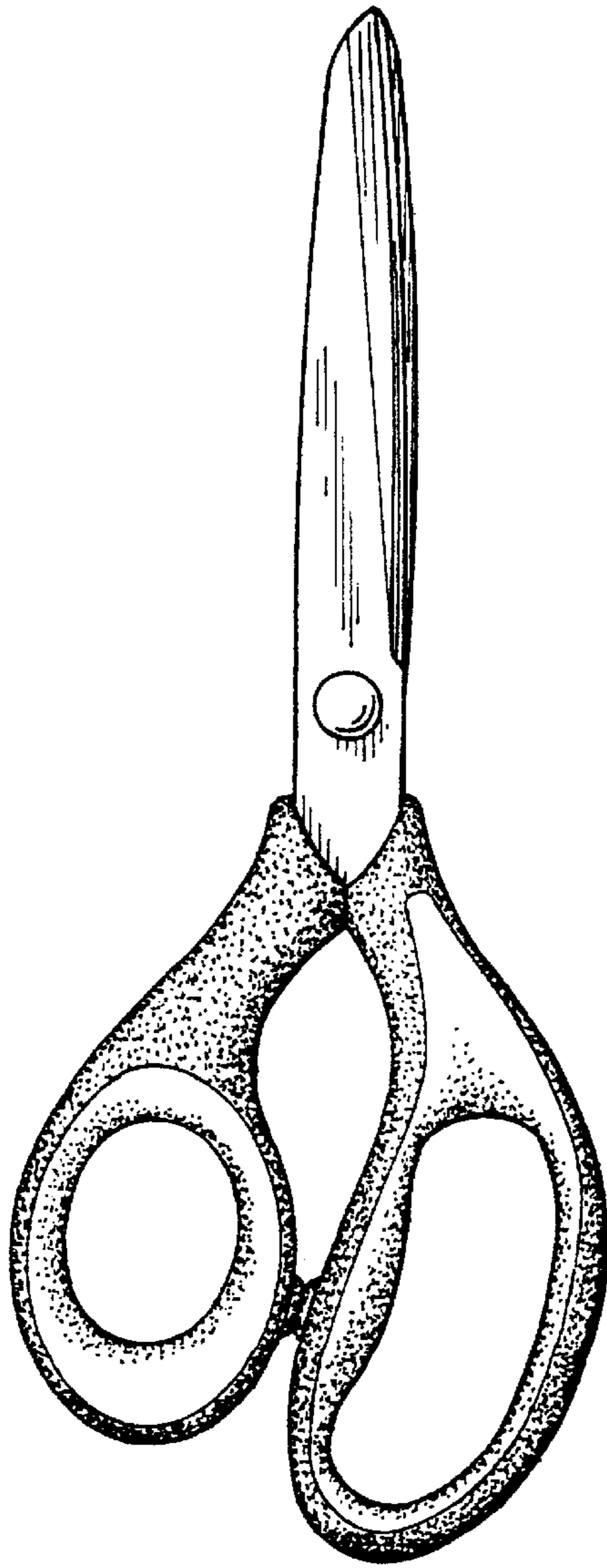


FIG. 2



FIG. 3

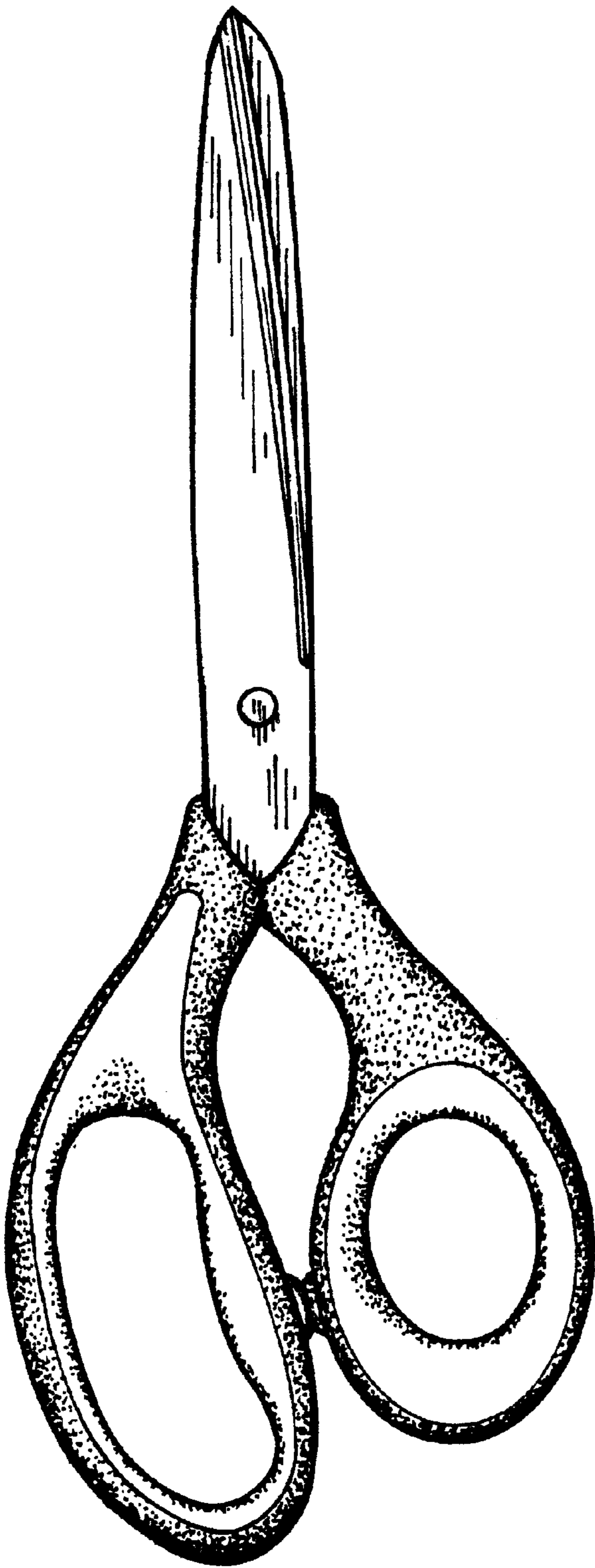


FIG. 4



FIG. 5