



US00D456216S

(12) **United States Design Patent**
Kothe

(10) **Patent No.:** **US D456,216 S**

(45) **Date of Patent:** **** Apr. 30, 2002**

(54) **PLATE**

(76) **Inventor:** **Pauline S. Kothe**, 7138 E. Chandler Ave., Evansville, IN (US) 47715

(**) **Term:** **14 Years**

(21) **Appl. No.:** **29/147,560**

(22) **Filed:** **Aug. 30, 2001**

(51) **LOC (7) Cl.** **07-01**

(52) **U.S. Cl.** **D7/549; D7/555; D7/553.1**

(58) **Field of Search** **D7/620, 602, 543, D7/544, 545, 546, 549, 555, 553.1, 553.6, 553.7, 553.8, 552.2, 505, 507, 359; 220/73.83, 93.8, 630, 575, 574; 206/217, 564; 248/311.2; D14/224**

(56) **References Cited**

U.S. PATENT DOCUMENTS

D89,791 S	*	5/1933	Pittman	D7/555
D184,888 S	*	4/1959	Pickett	D7/555
D250,163 S	*	11/1978	Pinson	D7/549
D250,565 S	*	12/1978	Stowell	D7/543
D270,887 S	*	10/1983	Allgeyer et al.	D7/359
D305,191 S	*	12/1989	Wasserman	D7/555
D305,712 S	*	1/1990	Bauman et al.	D7/553.8
D307,529 S	*	5/1990	Baetens	D7/505
4,989,742 A	*	2/1991	Powell	220/23.4
5,085,391 A	*	2/1992	Berger et al.	248/311.2

D331,860 S	*	12/1992	Stanfield	D7/549
D338,374 S	*	8/1993	Jacobson	D7/552.2
D342,190 S	*	12/1993	Devitt	D7/549
D345,084 S	*	3/1994	Williams	D7/553.8
D359,494 S	*	6/1995	Hedaya	D14/224
D373,052 S	*	8/1996	Biase	D7/555
D376,297 S	*	12/1996	Jacobson	D7/552.2
D398,480 S	*	9/1998	Chica	D7/553.6
D410,820 S	*	6/1999	Lofrano	D7/549
D415,930 S	*	11/1999	Schmidt	D7/553.1
6,021,914 A	*	2/2000	Schmidt	220/574
D448,977 S	*	10/2001	Bleimaier et al.	D7/553.6

* cited by examiner

Primary Examiner—M. N. Pandozzi

(74) *Attorney, Agent, or Firm*—George H. Morgan

(57) **CLAIM**

The ornamental design for a plate, as shown and described.

DESCRIPTION

FIG. 1 is a perspective view showing my new ornamental design.

FIG. 2 is a side view which is also a mirror image view of an opposite side thereof.

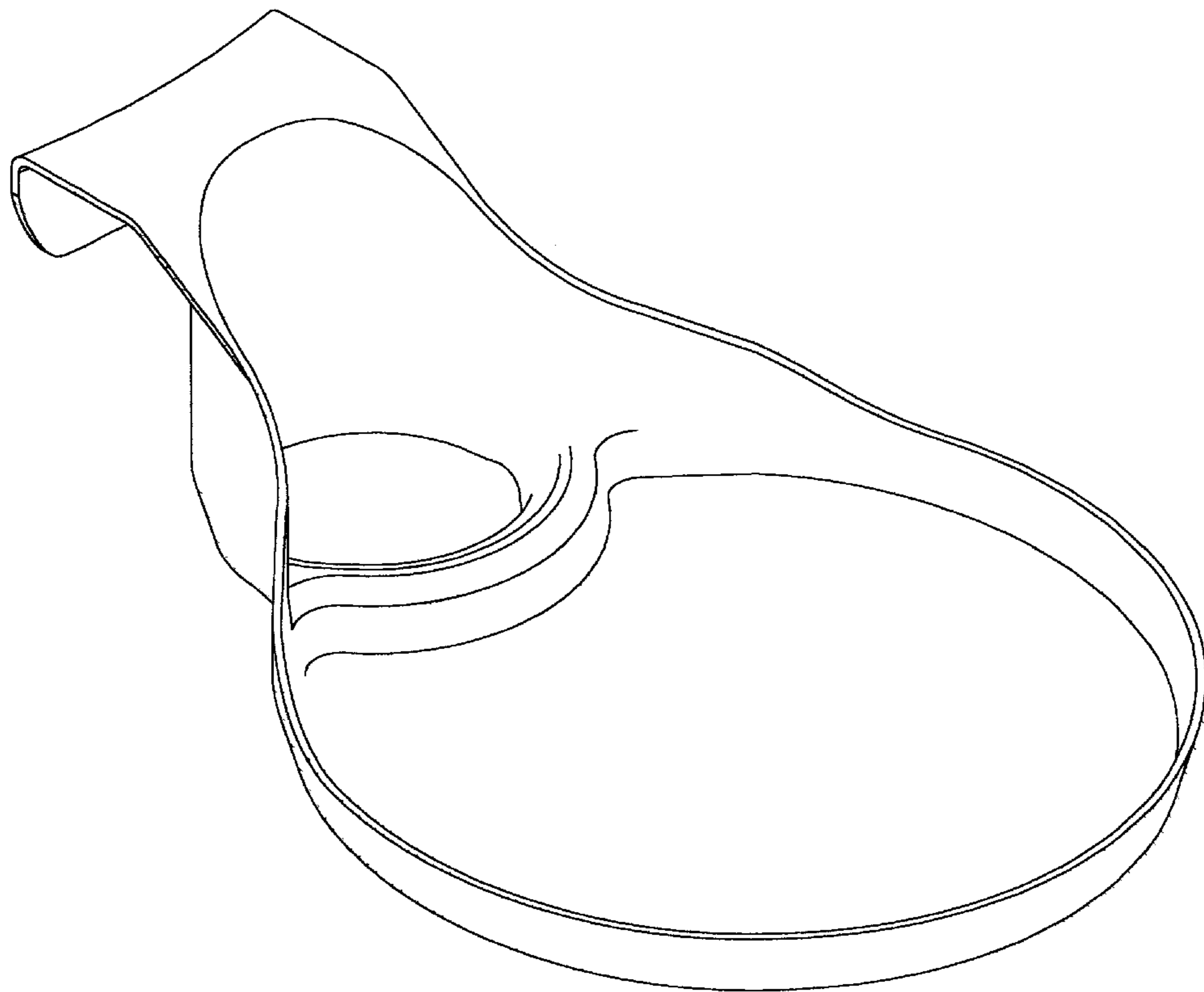
FIG. 3 is a top view thereof.

FIG. 4 is a back view thereof.

FIG. 5 is a front view thereof; and,

FIG. 6 is a bottom view thereof.

1 Claim, 4 Drawing Sheets



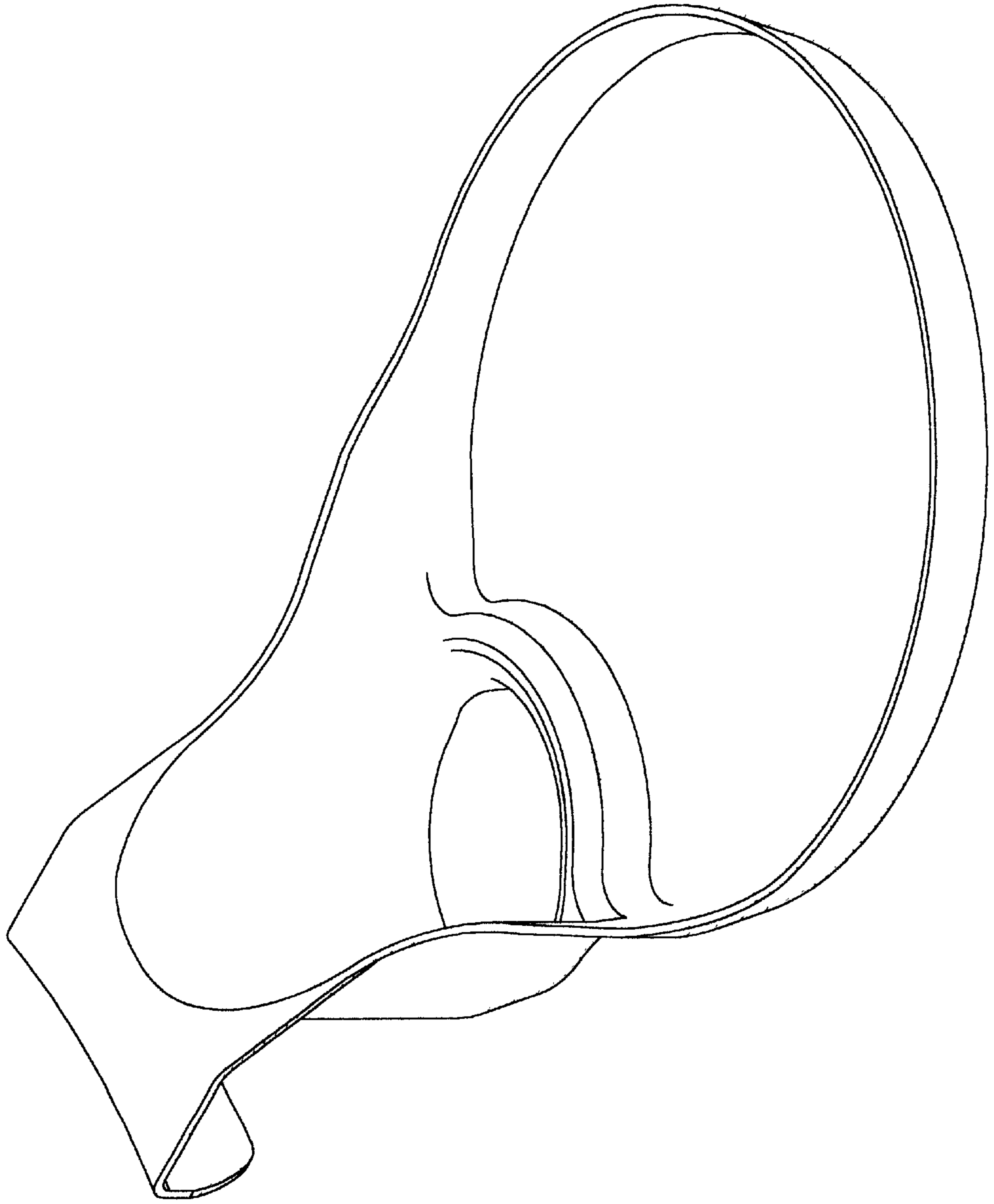


FIG. 1

FIG. 2

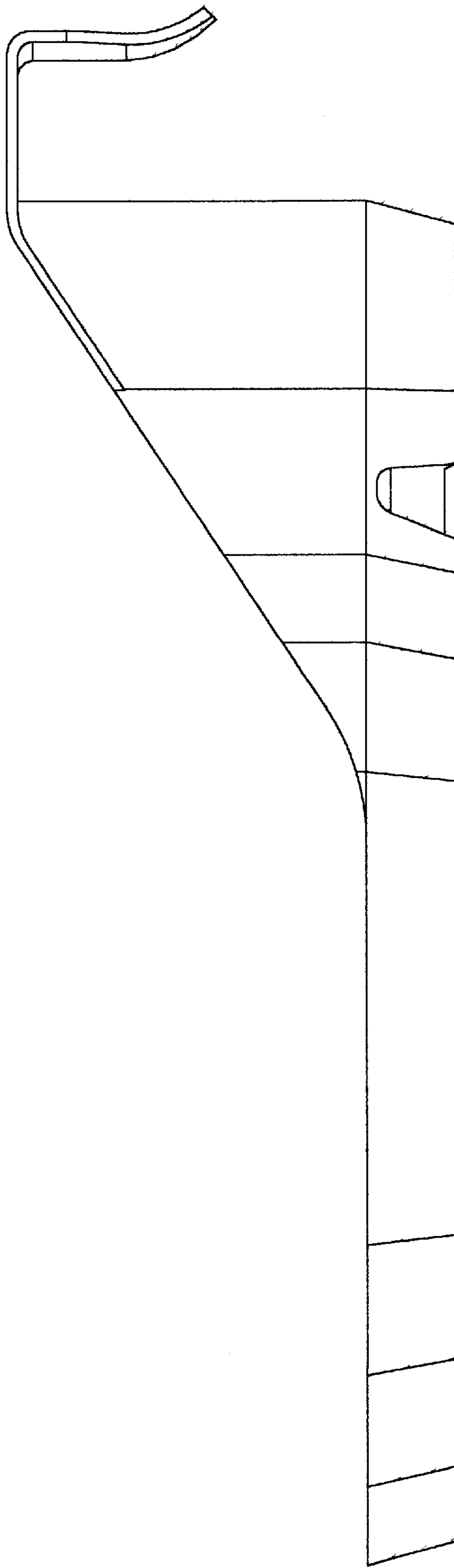


FIG. 3

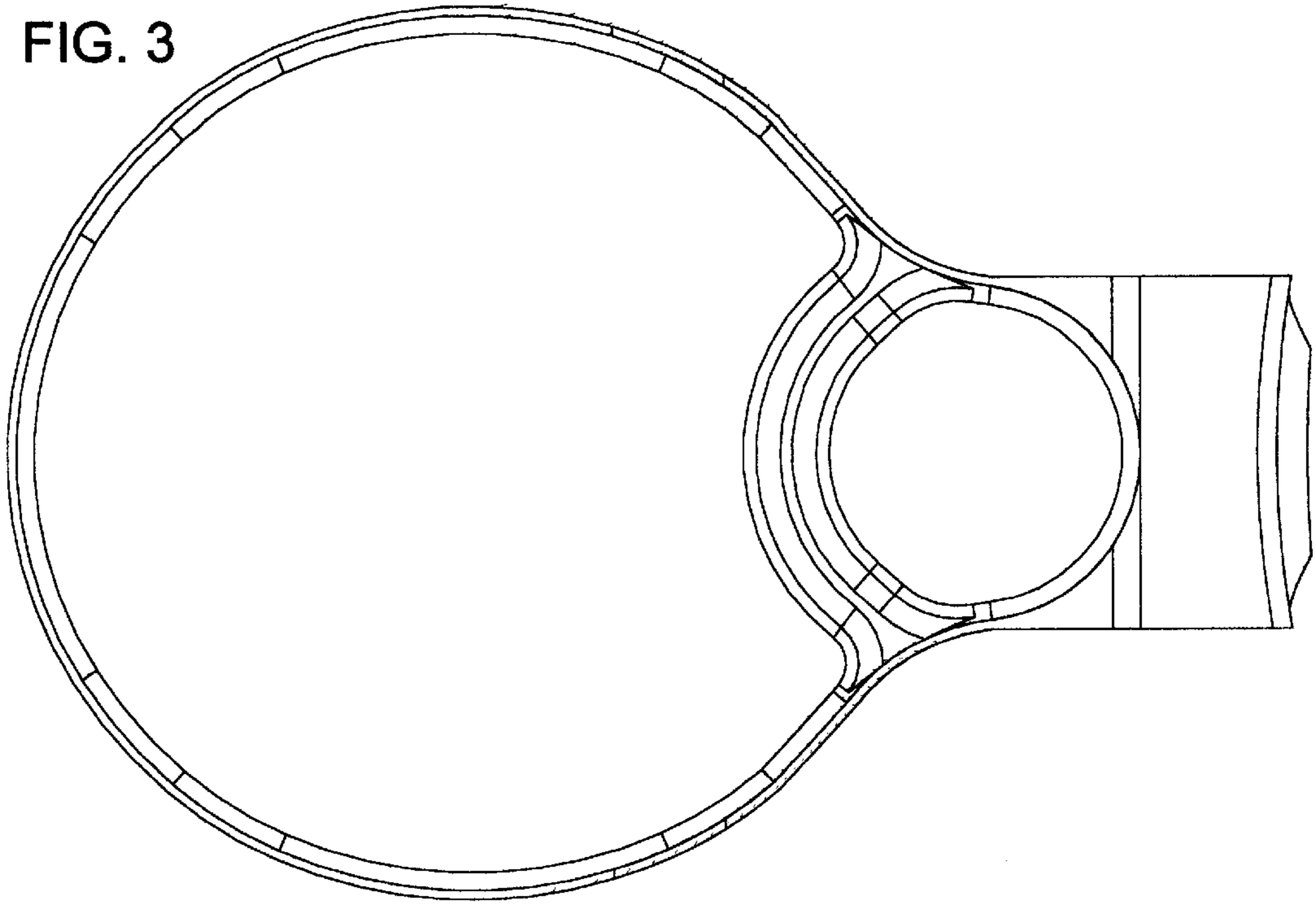


FIG. 4

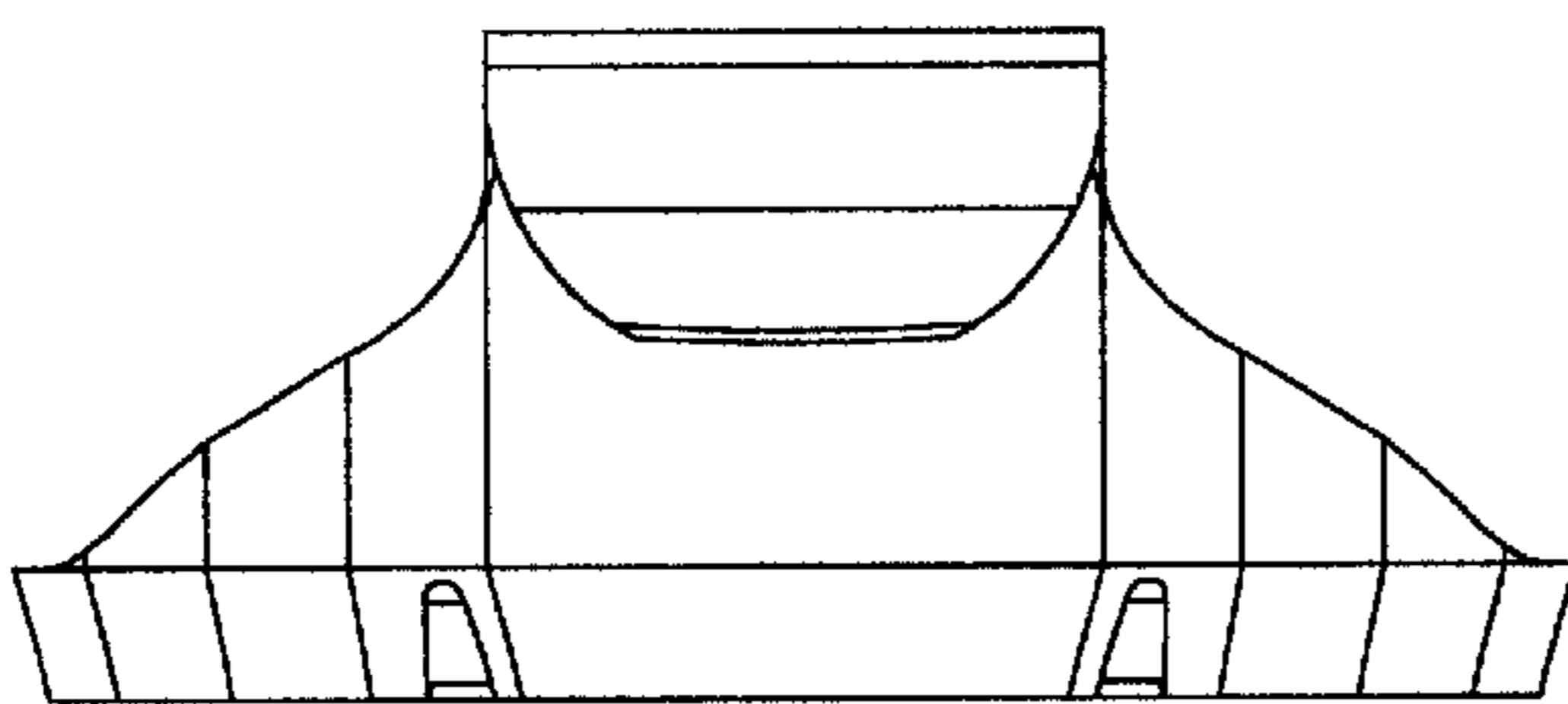


FIG. 5

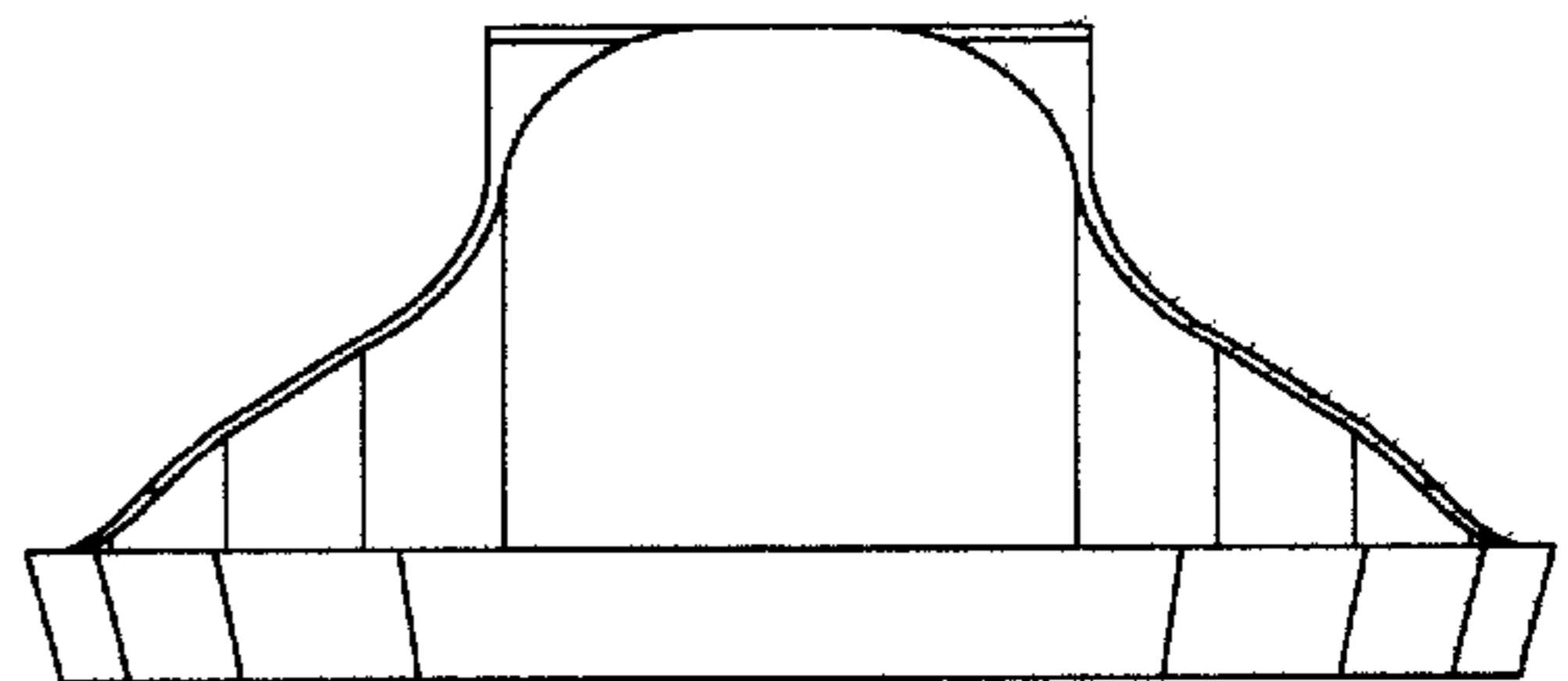


FIG. 6

