



US00D456214S

(12) **United States Design Patent**
Wyche

(10) **Patent No.:** **US D456,214 S**

(45) **Date of Patent:** **** Apr. 30, 2002**

(54) **GLASS**

(75) **Inventor:** **Susan P. Wyche**, Toledo, OH (US)

(73) **Assignee:** **Libbey Glass Inc.**, Toledo, OH (US)

(**) **Term:** **14 Years**

D118,652 S	*	1/1940	Sawyer	D7/523
D120,135 S	*	4/1940	Morrison	D7/532
D233,875 S	*	12/1974	Mazur	D7/524
D242,416 S	*	11/1976	Achenbach	D7/532
D243,816 S	*	3/1977	Achenbach	D7/532
D347,763 S	*	6/1994	Kleckauskas et al.	D7/510
D418,370 S	*	1/2000	Wilson	D7/524

(21) **Appl. No.:** **29/125,234**

(22) **Filed:** **Jun. 21, 2000**

(51) **LOC (7) Cl.** **07-01**

(52) **U.S. Cl.** **D7/523**

(58) **Field of Search** D7/388, 396.3,
D7/400, 500, 505, 507, 509, 510, 511,
514, 515, 516, 522, 523, 524, 531, 532,
533, 534, 536, 537, 584, 901; D24/197;
99/279, 295, 304, 306; 141/106, 340, 341,
342, 364; 206/217, 520; 210/249, 250,
474, 478; 215/11.1, 11.6, 227, 379, 383,
392, 393; 220/367.1, 574, 669, 671, 672,
673, 675, 700, 703, 704, 705, 712, 713,
714, 715, 717, 718, 729, 737, 739, 771;
229/106, 400, 402; 248/94

(56) **References Cited**

U.S. PATENT DOCUMENTS

D69,175 S	*	1/1926	Fisher	D7/532
D73,511 S	*	9/1927	Schrader	D7/523
D81,061 S	*	4/1930	Marsden	D7/532
D110,278 S	*	6/1938	Fuerst	D7/432
D118,650 S	*	1/1940	Sawyer	D7/532

OTHER PUBLICATIONS

Bryce Brothers Company, 1936 catalogue, p. 463, Model #575—1¼ oz individual salt dip.*

Federal Glassware Catalogue, No. 66, p. 10, Coronado blown tumblers.*

Crate & Barrel catalogue, Fall 1995, p. 15, D: Cortina barware.*

* cited by examiner

Primary Examiner—Doris V. Coles

Assistant Examiner—T. Chase Nelson

(74) *Attorney, Agent, or Firm*—Emch, Schaffer, Schaub & Porcello Co., L.P.A.

(57) **CLAIM**

The ornamental design for a glass, as shown and described.


DESCRIPTION


FIG. 1 is a side elevational view of a first embodiment glass according to the present design; the other side elevational views being the same;

FIG. 2 is a top view thereof; and,

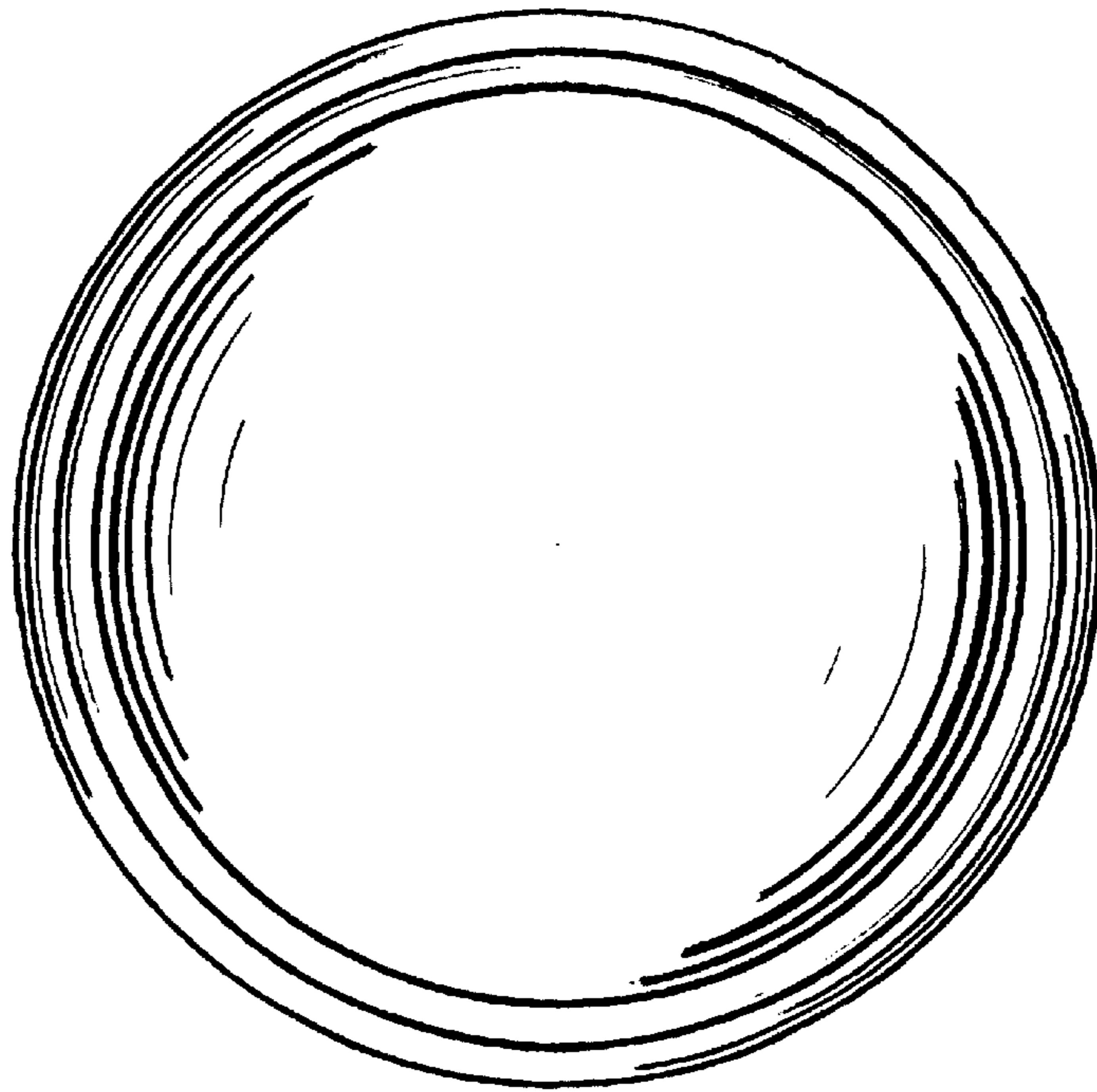
FIG. 3 is a bottom view thereof.

1 Claim, 2 Drawing Sheets

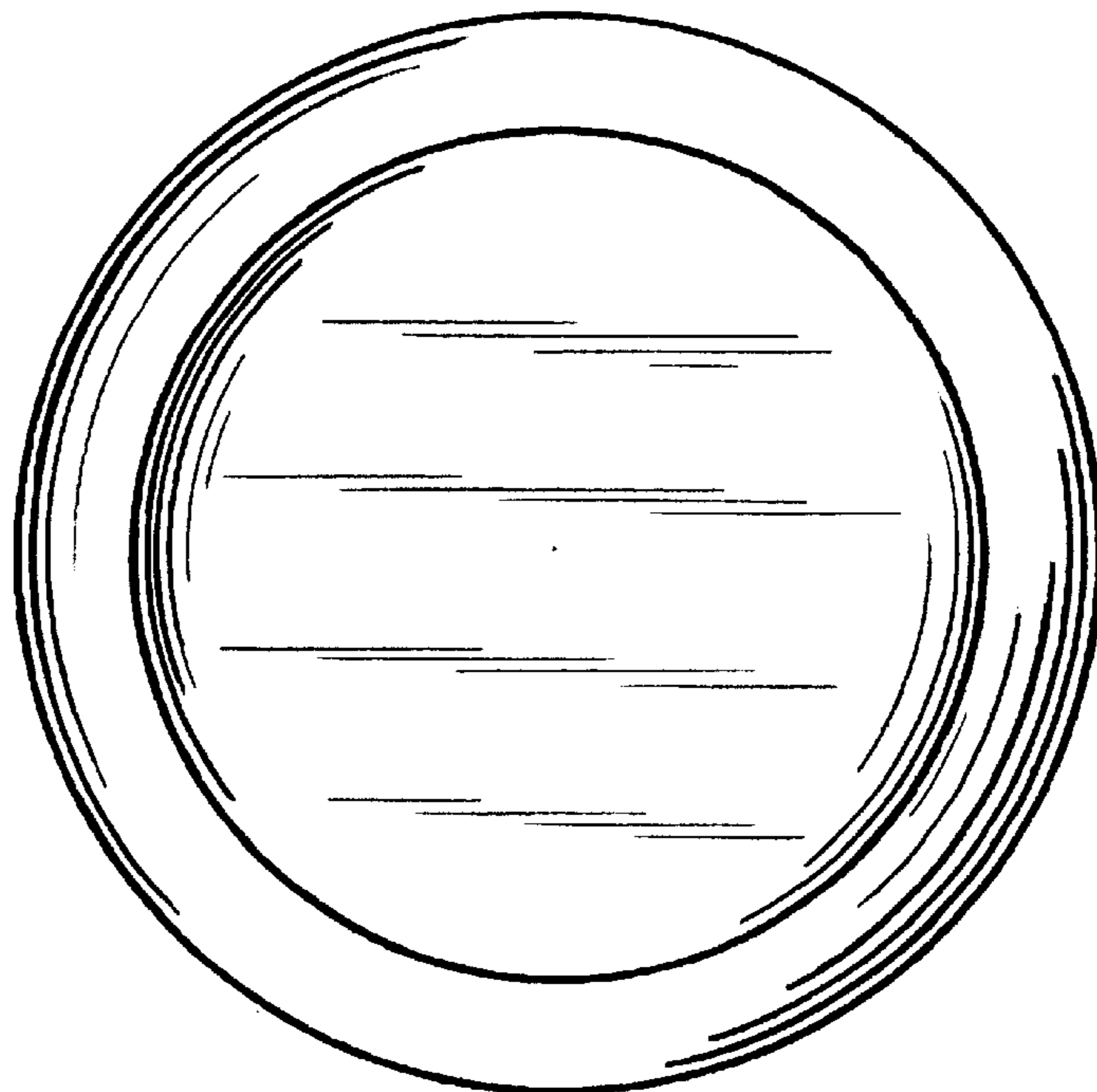




—FIG. 1



—FIG. 2



—FIG. 3