



US00D456207S

(12) **United States Design Patent**  
**Zemel**

(10) **Patent No.:** **US D456,207 S**

(45) **Date of Patent:** **\*\* Apr. 30, 2002**

(54) **HANDLE FOR BARBECUE TOOL**

(75) Inventor: **Marc Zemel**, Old Bethpage, NY (US)

(73) Assignee: **Mr. Bar-B-Q-, Inc.**, Old Bethpage, NY (US)

(\*\*) Term: **14 Years**

(21) Appl. No.: **29/142,160**

(22) Filed: **May 21, 2001**

(51) **LOC (7) Cl.** ..... **04-01**

(52) **U.S. Cl.** ..... **D7/395; D4/138**

(58) **Field of Search** ..... D4/118, 132-134, D4/138; D32/42, 49; D7/393, 395, 401.2; 15/111, 143.1, 159.1, 160, 186, 187; 16/110.1, 430, 431, DIG. 12, DIG. 19; D8/107

(56) **References Cited**

**U.S. PATENT DOCUMENTS**

- D361,695 S \* 8/1995 Sutker ..... D7/401.2
- 5,623,739 A \* 4/1997 Thompson ..... 15/143.1 X
- D400,328 S \* 10/1998 Zemel ..... D32/49

- 6,216,306 B1 \* 4/2001 Esterson et al. .... 15/111
- 6,237,192 B1 \* 5/2001 Garrison et al. .... 16/DIG. 12
- 6,282,742 B1 \* 9/2001 Boggs ..... 15/143.1 X

\* cited by examiner

*Primary Examiner*—Alan P. Douglas

*Assistant Examiner*—Lavone Tabor

(74) *Attorney, Agent, or Firm*—Natter & Natter

(57) **CLAIM**

The ornamental design for a handle for barbecue tool, as shown and described.

**DESCRIPTION**

FIG. 1 is a front elevational view of a handle for barbecue tool showing my new design;

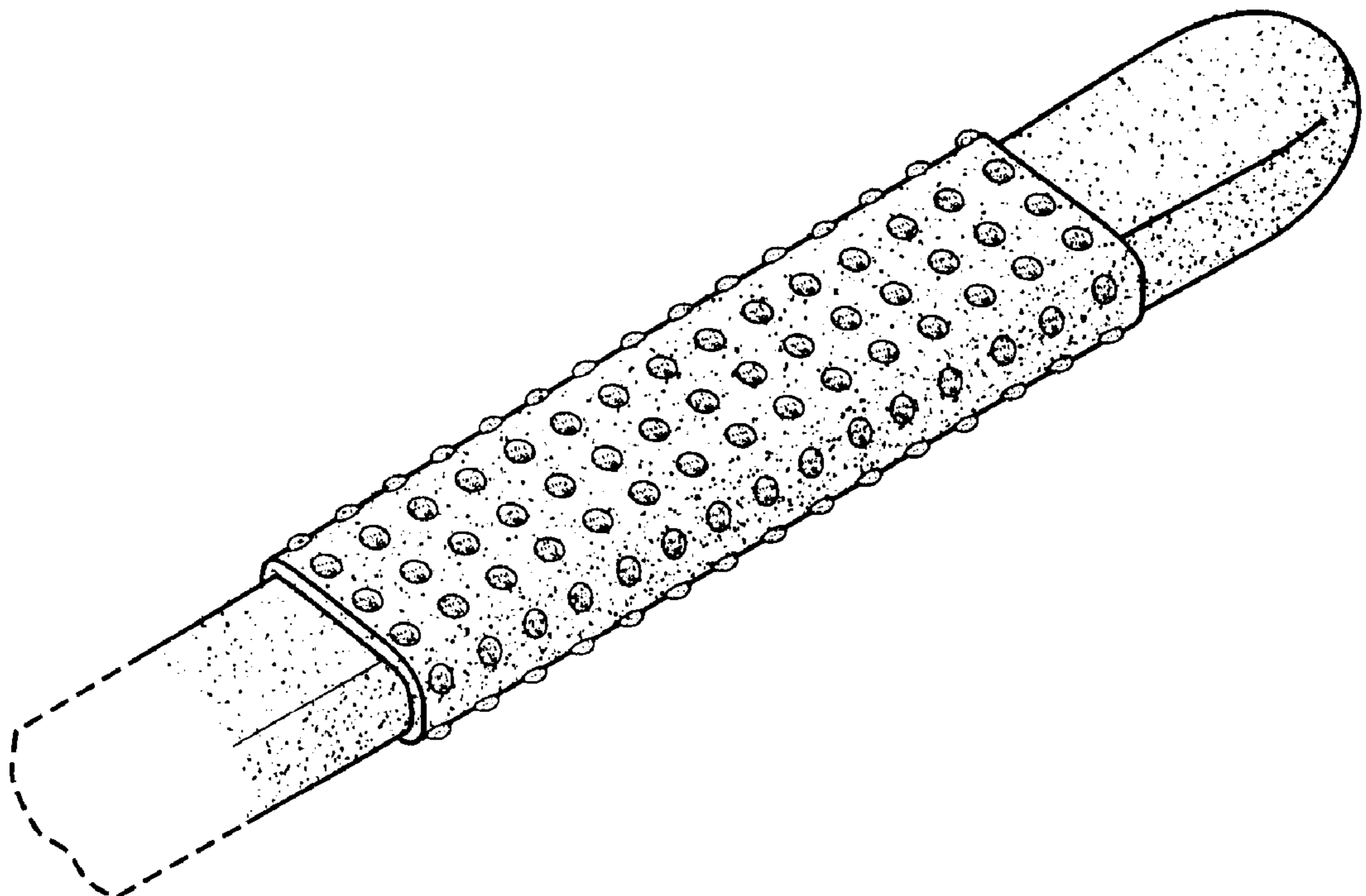
FIG. 2 is a side elevational view thereof;

FIG. 3 is a top view thereof; and,

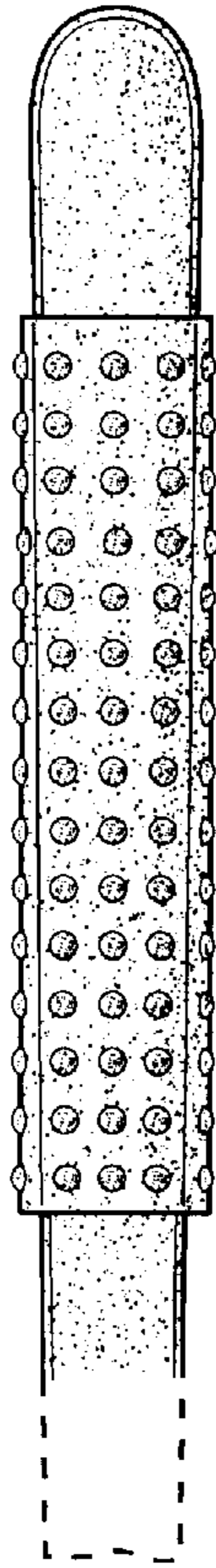
FIG. 4 is a perspective view thereof.

The rear and the side not illustrated are mirror images of the front and side illustrated in FIG. 1 and FIG. 2 respectively, and the portion of the handle shown in dashed lines does not form part of the claimed design.

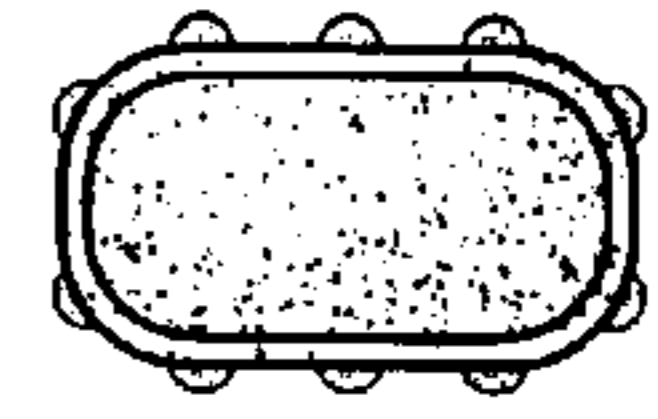
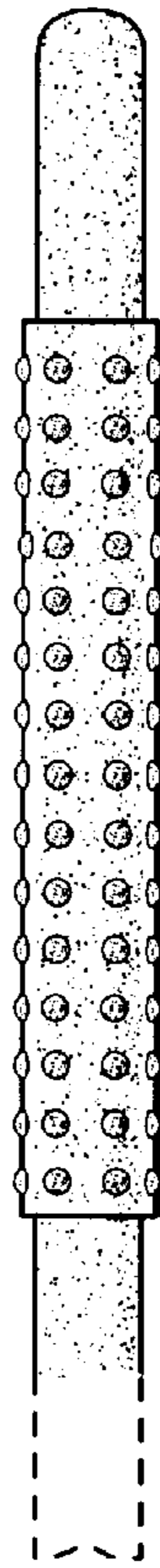
**1 Claim, 1 Drawing Sheet**



*Fig. 1*



*Fig. 2*



*Fig. 3*

*Fig. 4*

