



US00D456190S

(12) **United States Design Patent**  
**Swy et al.**

(10) **Patent No.:** **US D456,190 S**

(45) **Date of Patent:** **\*\* Apr. 30, 2002**

(54) **CHAIR BACK**

(75) Inventors: **Philip P. Swy; R. Duane Ware**, both of  
Temperance; **William P. Lohness**,  
Jonesville, all of MI (US)

(73) Assignee: **Michigan Tube Swagers &**  
**Fabricators, Inc.**, Temperance, MI  
(US)

(\*\*) Term: **14 Years**

(21) Appl. No.: **29/134,542**

(22) Filed: **Dec. 23, 2000**

(51) **LOC (7) Cl.** ..... **06-06**

(52) **U.S. Cl.** ..... **D6/502**

(58) **Field of Search** ..... D6/334, 369, 370,  
D6/374, 376, 379, 380, 500-502; 297/452.1,  
452.18, 452.19, 452.63, 452.64, 446.1

(56) **References Cited**

**U.S. PATENT DOCUMENTS**

D200,704 S \* 3/1965 Rogers, Jr. .... D6/502  
D356,224 S \* 3/1995 McGuire ..... D6/502

**OTHER PUBLICATIONS**

Prince Catalog, Date Unknown.  
Portion of Banquet Seating Catalog, 1999.

\* cited by examiner

*Primary Examiner*—Doris V. Coles

*Assistant Examiner*—Mimosa De

(74) *Attorney, Agent, or Firm*—Gifford, Krass, Groh,  
Sprinkle, Anderson & Citkowski, P.C.

(57) **CLAIM**

The ornamental design for a chair back, as shown and  
described.

**DESCRIPTION**

FIG. 1 is a perspective view of a chair back showing my new  
design, it being understood that the broken line is for  
illustrative purposes only and forms no part of the claimed  
design; and,

FIG. 2 is an enlarged rear elevational view thereof with the  
lower portion broken away for convenience of illustration.

FIG. 3 is a cross-sectional view taken along line 3-3 of FIG.  
2 .

**1 Claim, 1 Drawing Sheet**

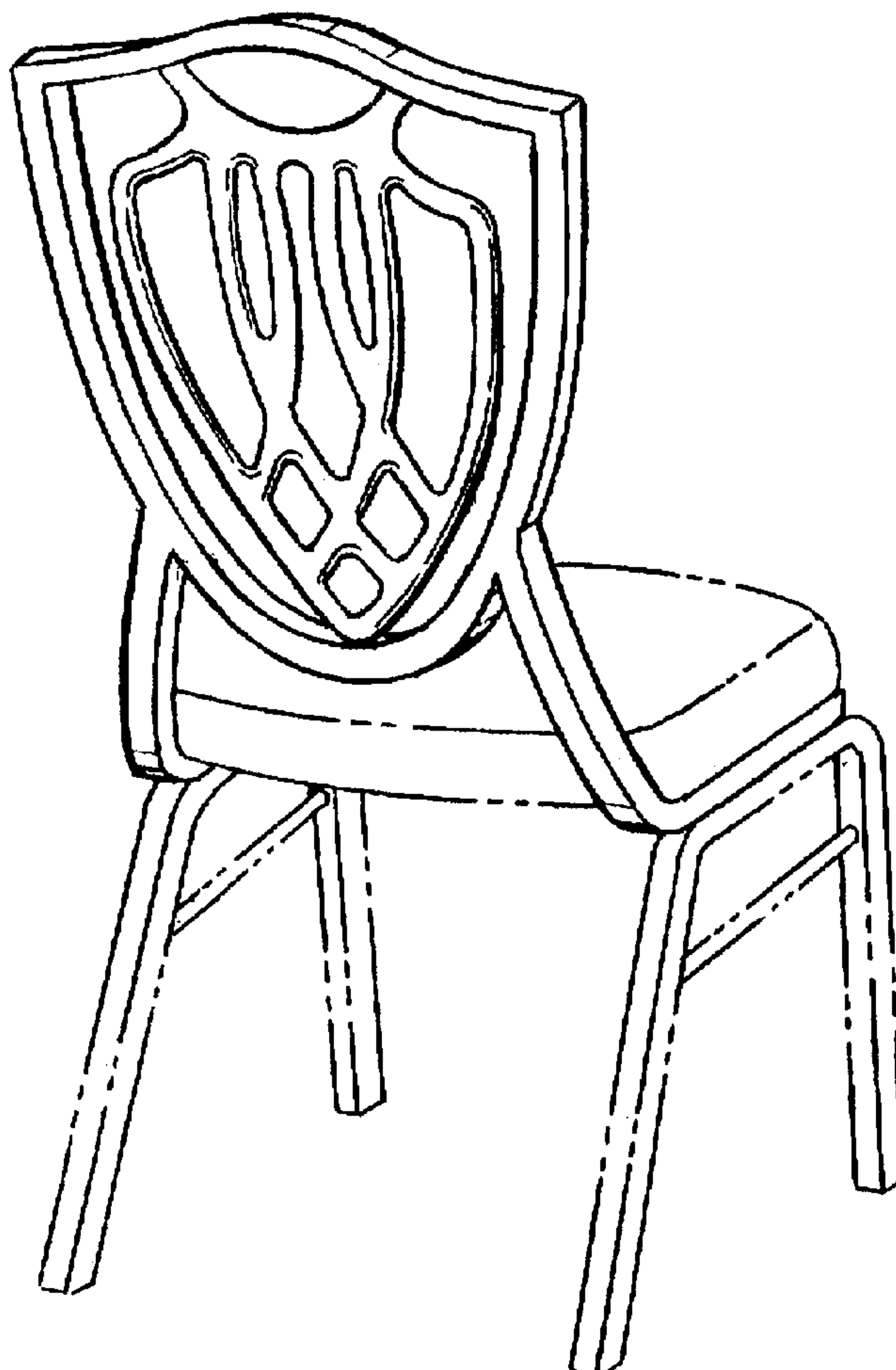


FIG-1

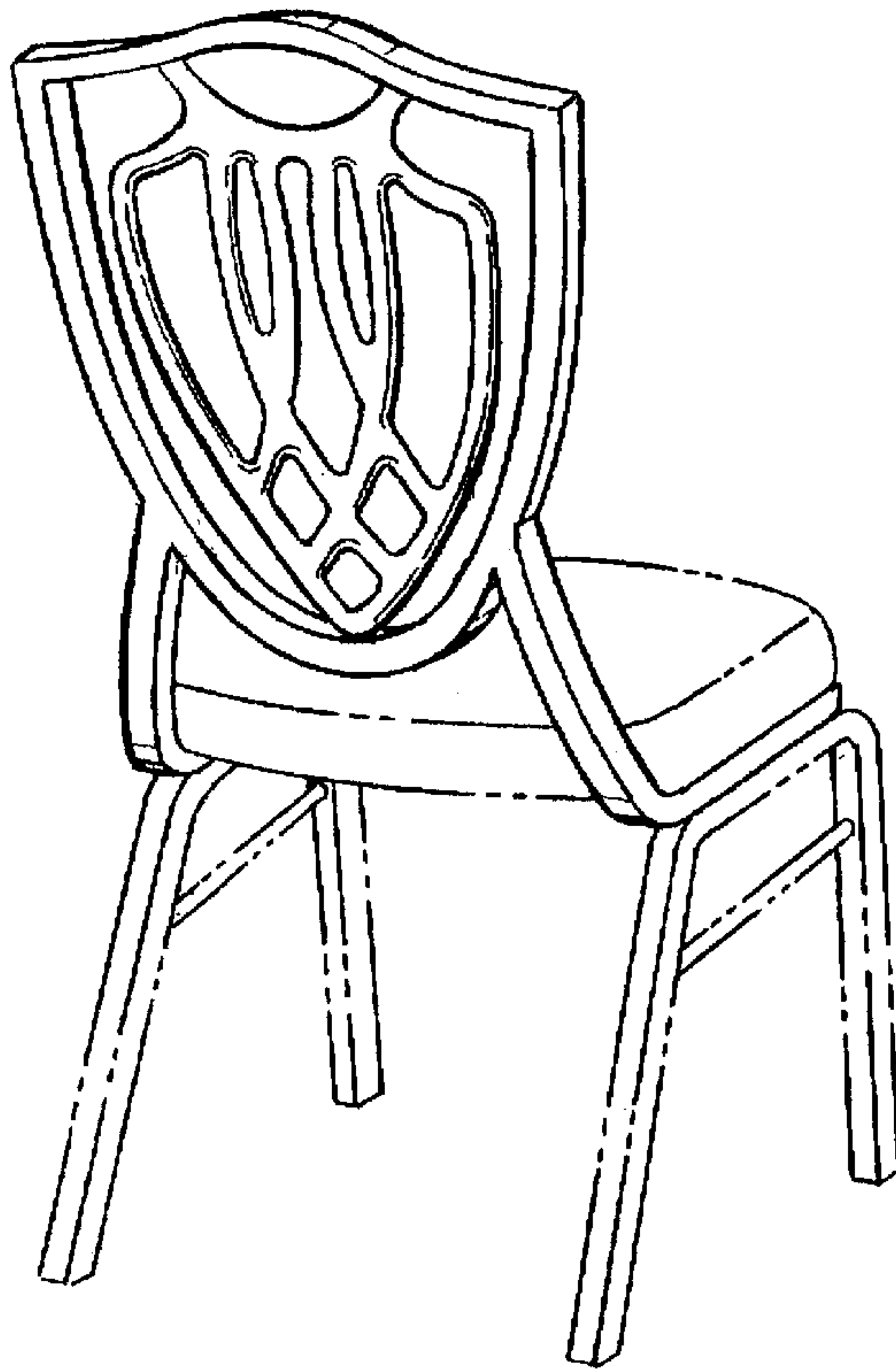


FIG-2




FIG-3

