



US00D456176S

(12) **United States Design Patent**  
**Dashefsky**

(10) **Patent No.:** **US D456,176 S**

(45) **Date of Patent:** **\*\* Apr. 30, 2002**

(54) **HAIR ACCESSORY DISPLAY AND STORAGE ORGANIZER**

(76) **Inventor:** **Daynin J. Dashefsky**, 208-D Maluniu Ave., Kailua, HI (US) 96734

(\*\*) **Term:** **14 Years**

(21) **Appl. No.:** **29/137,581**

(22) **Filed:** **Feb. 26, 2001**

(51) **LOC (7) Cl.** ..... **06-06**

(52) **U.S. Cl.** ..... **D6/450; D6/436; D6/470; D28/73**

(58) **Field of Search** ..... D3/25, 271; D28/73-77, D28/79, 99; D6/329, 396, 411-415, 436, 441, 449, 450, 455, 457, 458, 462, 470, 472; D20/3, 4, 29, 36, 38; 211/10, 13.1, 85.2, 85.3, 49.1, 59.1, 1.52, 1.53, 163; 312/114, 117, 118, 128, 138.1, 204, 234, 237, 280, 283-285, 97.1, 123, 125, 135, 136

(56) **References Cited**

**U.S. PATENT DOCUMENTS**

D32,628 S	*	5/1900	Best	.....	D6/450
1,807,400 A	*	5/1931	Gallagher	.....	221/121
D111,982 S	*	11/1938	Kushner	.....	D6/457
D194,466 S	*	1/1963	Johnson	.....	D6/414
D203,025 S	*	11/1965	Pietrowiak	.....	D3/25
D207,191 S	*	3/1967	Kearns et al.	.....	D6/450

D235,594 S	*	7/1975	Cohn	.....	D6/453
D315,228 S	*	3/1991	Stringham	.....	D28/73
5,031,777 A	*	7/1991	Knox	.....	211/85.3
D332,632 S	*	1/1993	Camasi	.....	D19/90
5,425,971 A	*	6/1995	Chiang-Cheng	.....	206/823 X

\* cited by examiner

*Primary Examiner*—Ted Shooman

*Assistant Examiner*—C. Tuttle

(74) *Attorney, Agent, or Firm*—Martin E. Hsia


(57) **CLAIM**

The ornamental design for a hair accessory display and storage organizer, as shown and described.

**DESCRIPTION**

FIG. 1 is a perspective view from the right of the hair accessory display and storage organizer;  
 FIG. 2 is a top plan view of the hair accessory display and storage organizer of FIG. 1;  
 FIG. 3 is a bottom plan view of the view of the hair accessory display and storage organizer of FIG. 1;  
 FIG. 4 is a front elevational view of the hair accessory display and storage organizer of FIG. 1;  
 FIG. 5 is an elevational from the right of the hair accessory display and storage organizer of FIG. 1, the elevational view from the left being a mirror image thereof; and,  
 FIG. 6 is a rear elevational view of the hair accessory display and storage organizer of FIG. 1.

**1 Claim, 5 Drawing Sheets**






Fig. 1

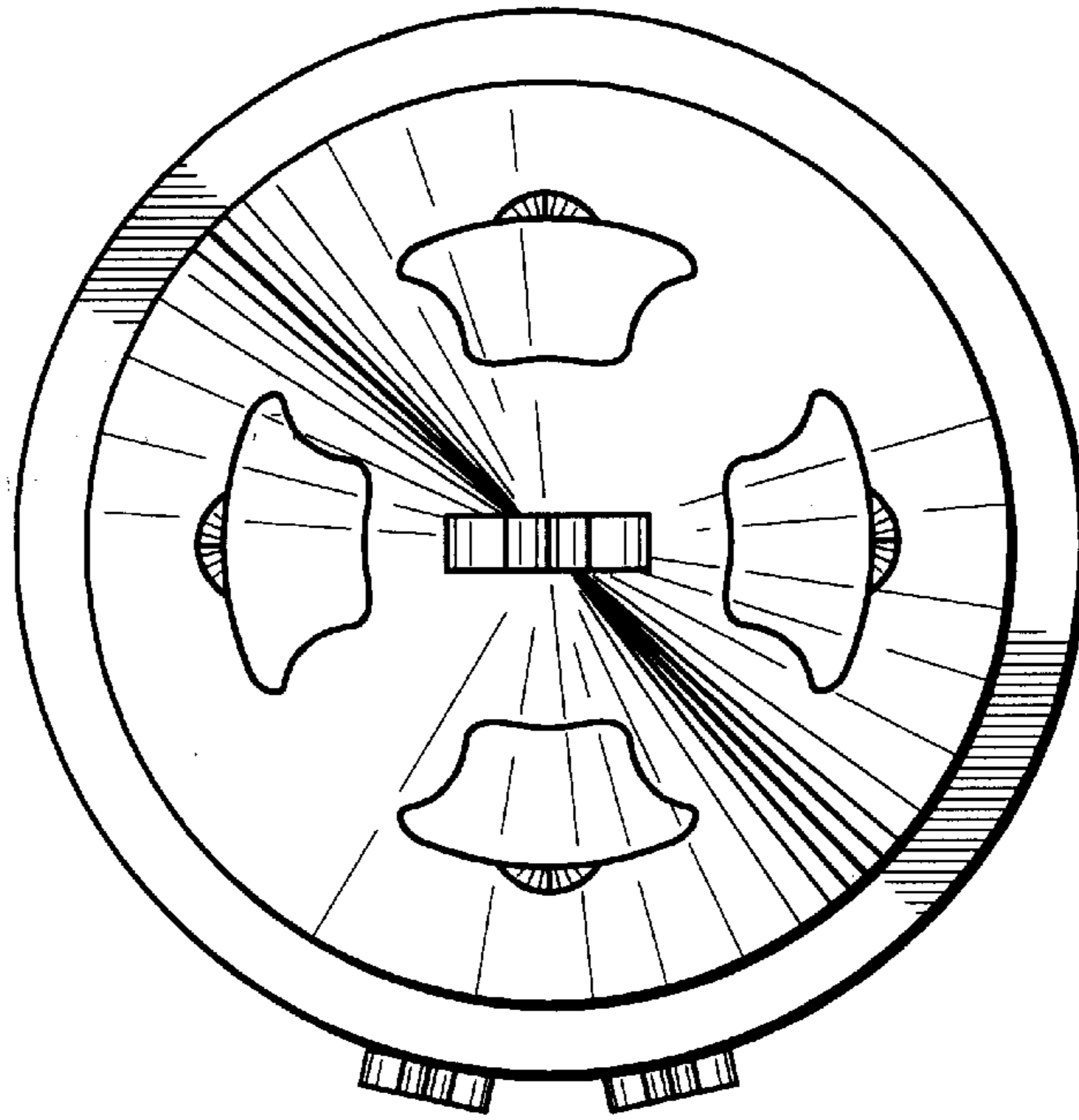


Fig.2

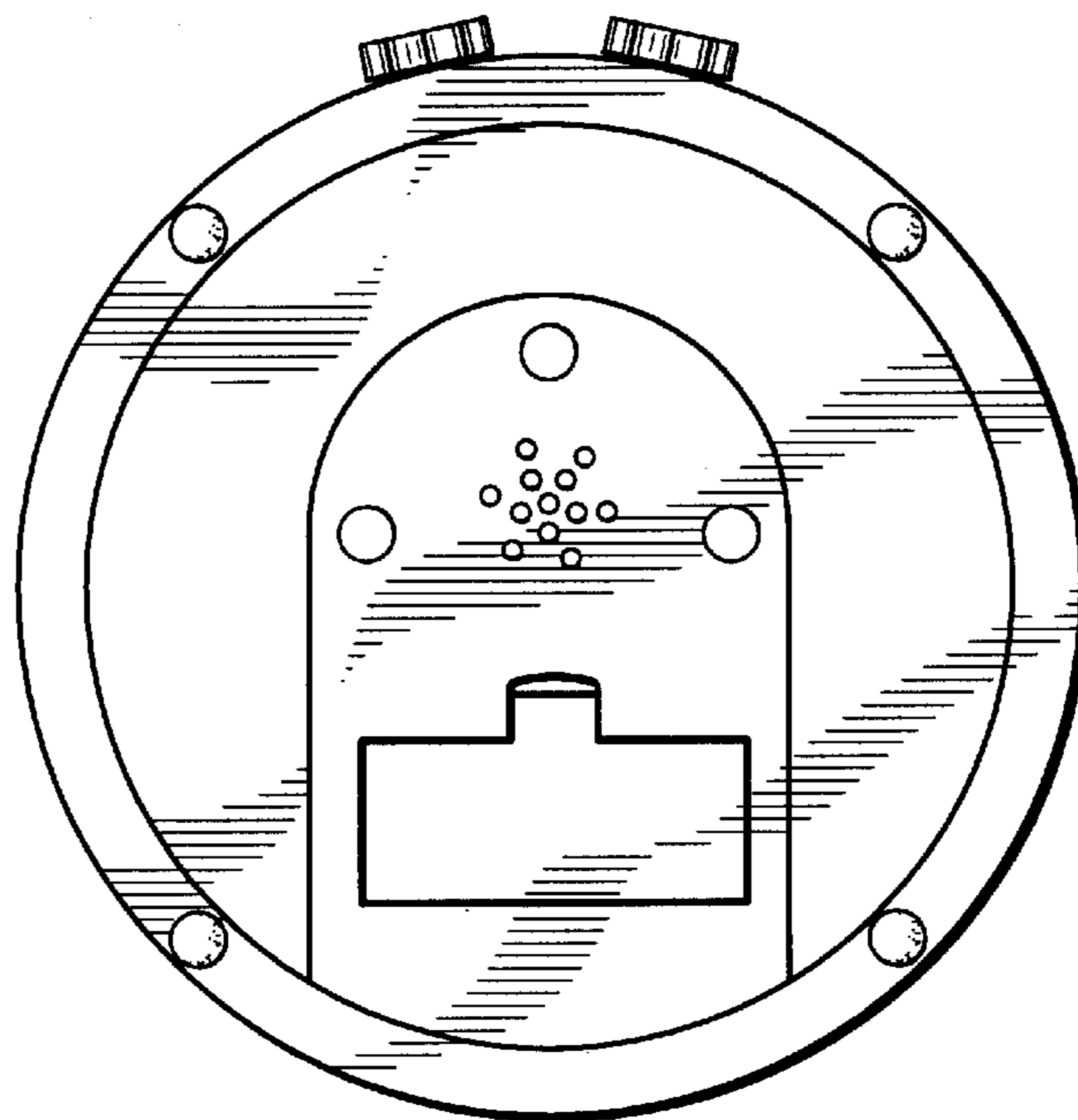


Fig.3

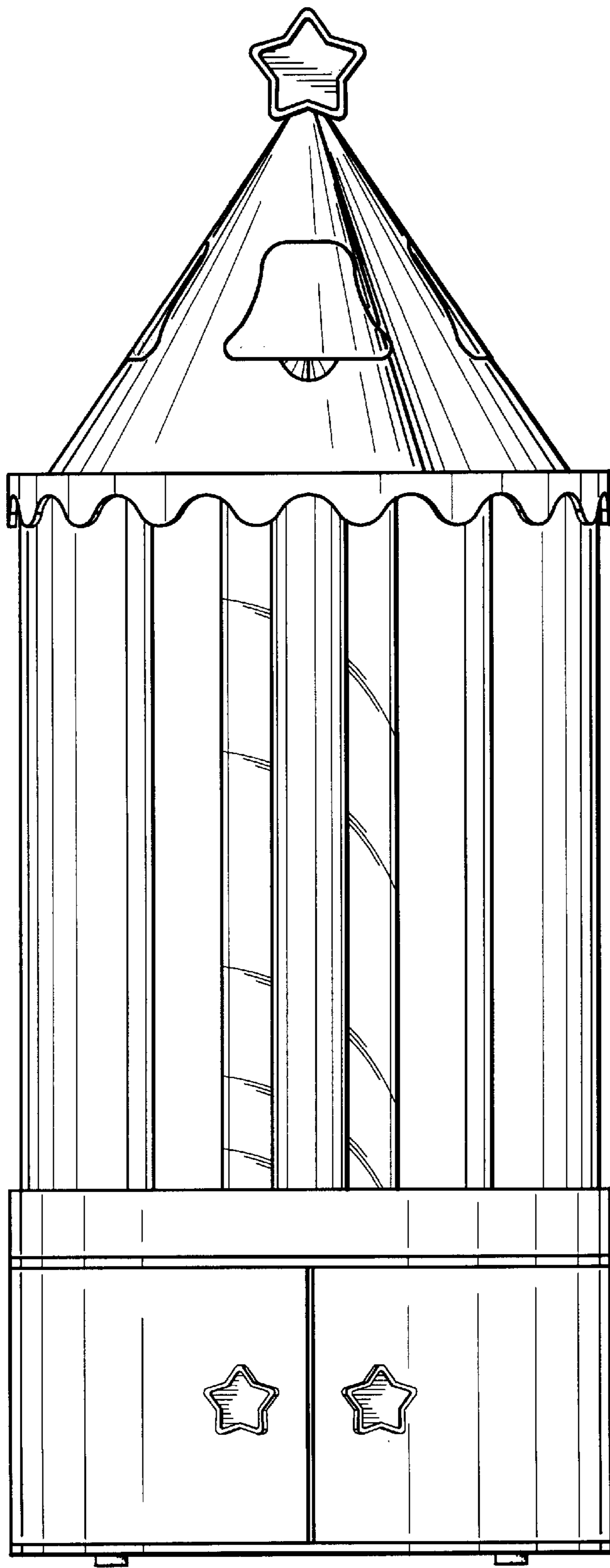


Fig.4

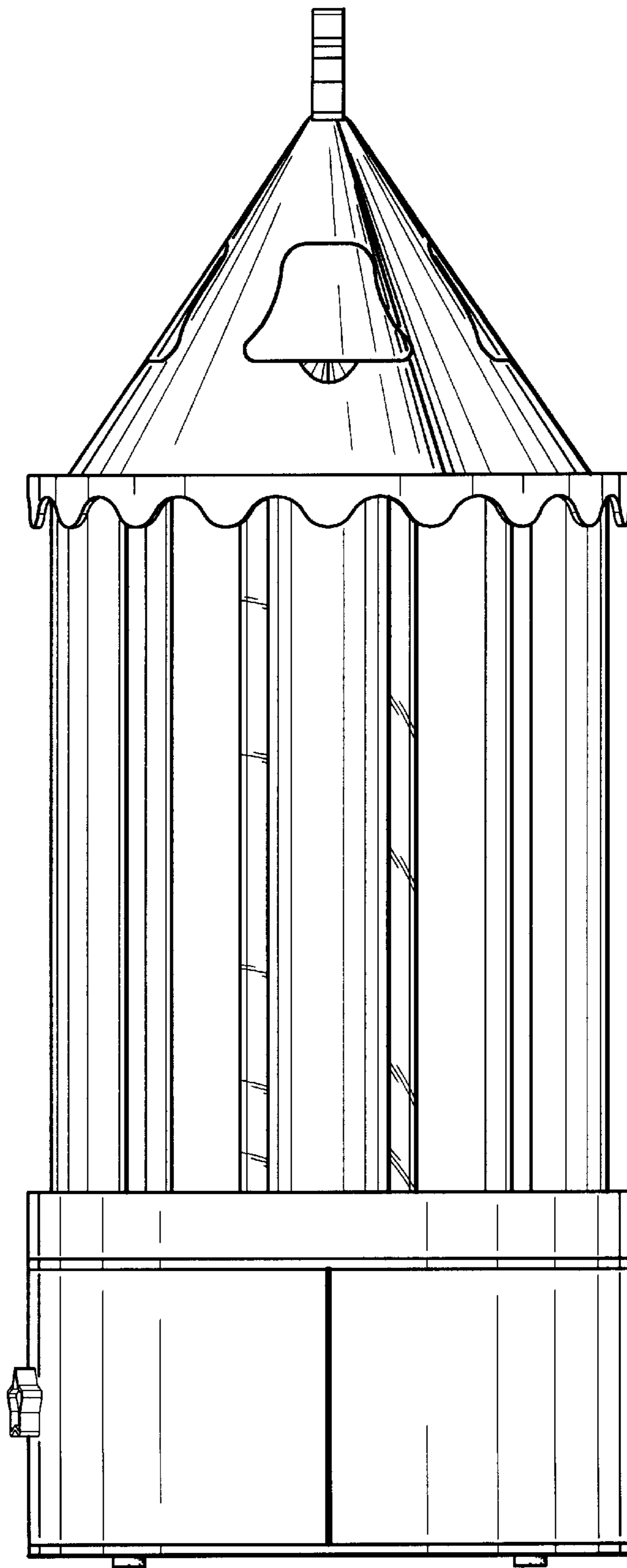


Fig.5



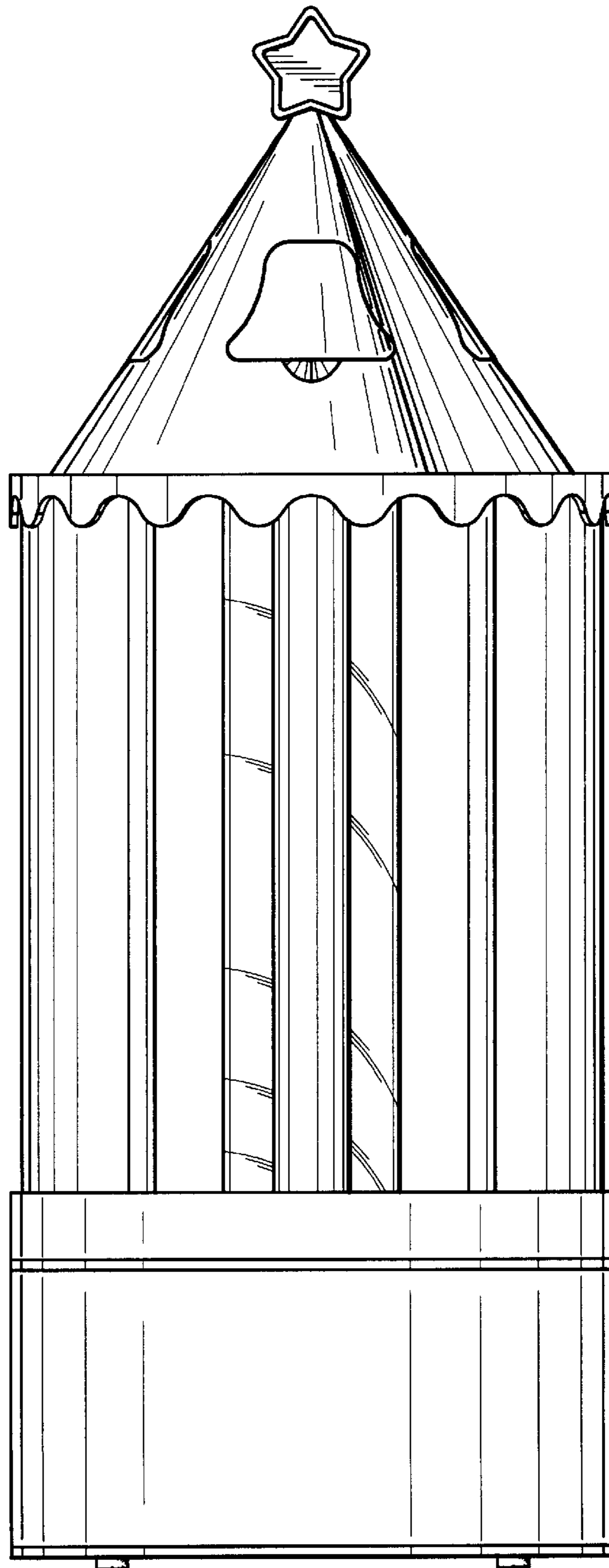


Fig.6