



US00D456161S

(12) **United States Design Patent**  
**Bragg**

(10) **Patent No.:** **US D456,161 S**

(45) **Date of Patent:** **\*\* Apr. 30, 2002**

(54) **ADJUSTABLE, COLLAPSIBLE LOUNGE CHAIR WITH LUMBAR SUPPORT**

*Primary Examiner*—Doris V. Coles  
*Assistant Examiner*—Mimosa De

(76) **Inventor:** **Robert Alan Bragg**, 678 N. Williston Rd., Williston, VT (US) 05495

(57) **CLAIM**

(\*\*) **Term:** **14 Years**

The ornamental design for an adjustable, collapsible lounge chair with lumbar support, as shown.

(21) **Appl. No.:** **29/148,557**

**DESCRIPTION**

(22) **Filed:** **Sep. 24, 2001**

FIG. 1 is a front perspective view of an adjustable, collapsible lounge chair with lumbar support showing my new design;

(51) **LOC (7) Cl.** ..... **06-01**

(52) **U.S. Cl.** ..... **D6/367; D6/370**

(58) **Field of Search** ..... D6/334, 367, 368, D6/370, 374, 375, 379, 500-502; 297/16.1, 18-28, 452.63

FIG. 2 is a side elevation view showing the lounge chair in a second seating position, the opposite side being a mirror image thereof;

FIG. 3 is a view similar to FIG. 2 showing the lounge chair in a collapsed seating position, the opposite side being a mirror image thereof;

(56) **References Cited**

**U.S. PATENT DOCUMENTS**

2,044,364 A *	6/1936	Parry	.....	297/23
4,319,779 A *	3/1982	Leonhart	.....	297/19
4,906,042 A *	3/1990	Ollat	.....	297/19

FIG. 4 is a top plan view thereof; and, FIG. 5 is a rear elevation view thereof.

The portions of the article not shown in the drawing or described in the specification form no part of the claimed design.

\* cited by examiner

**1 Claim, 4 Drawing Sheets**





FIG. 1

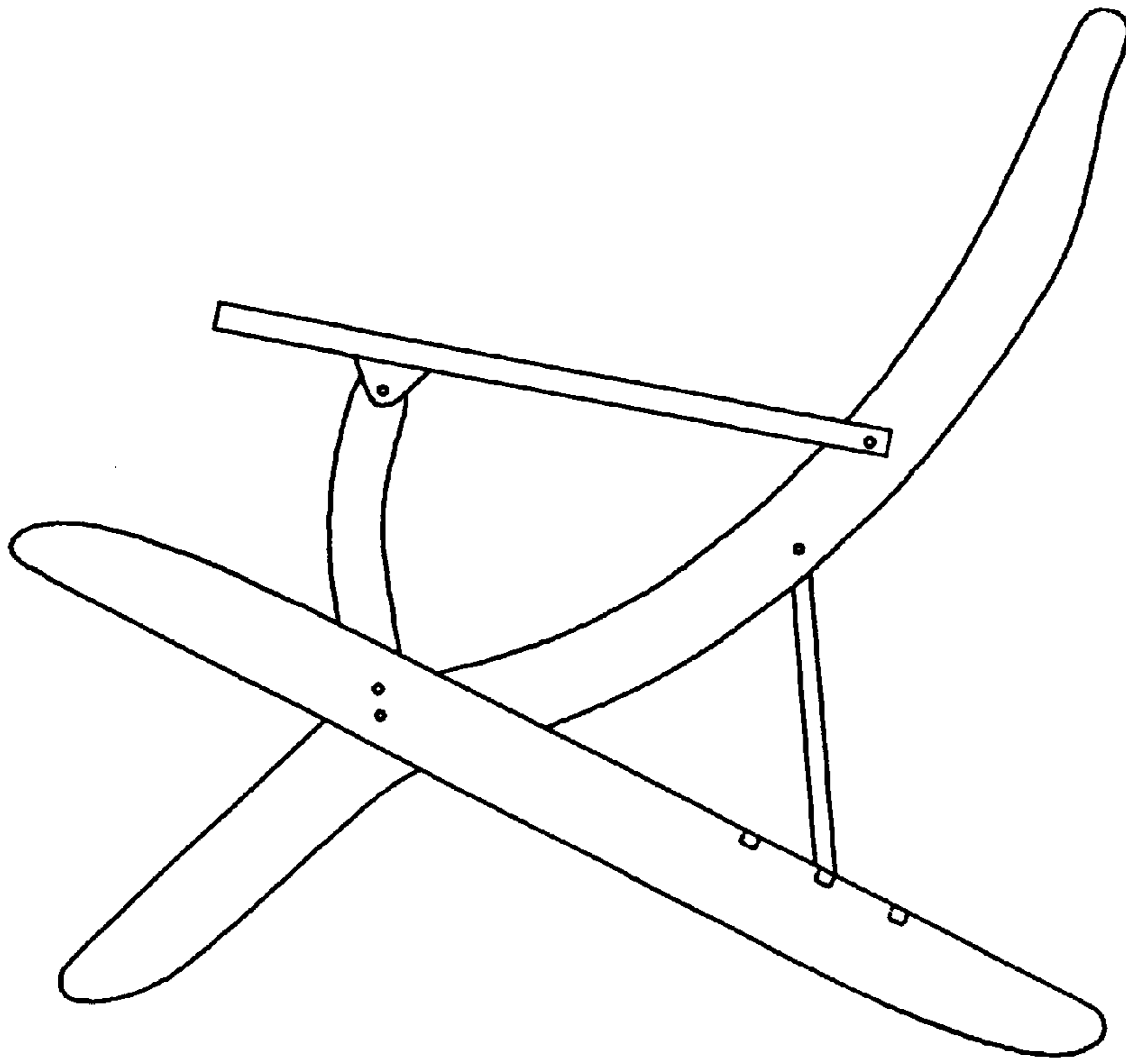


FIG. 2

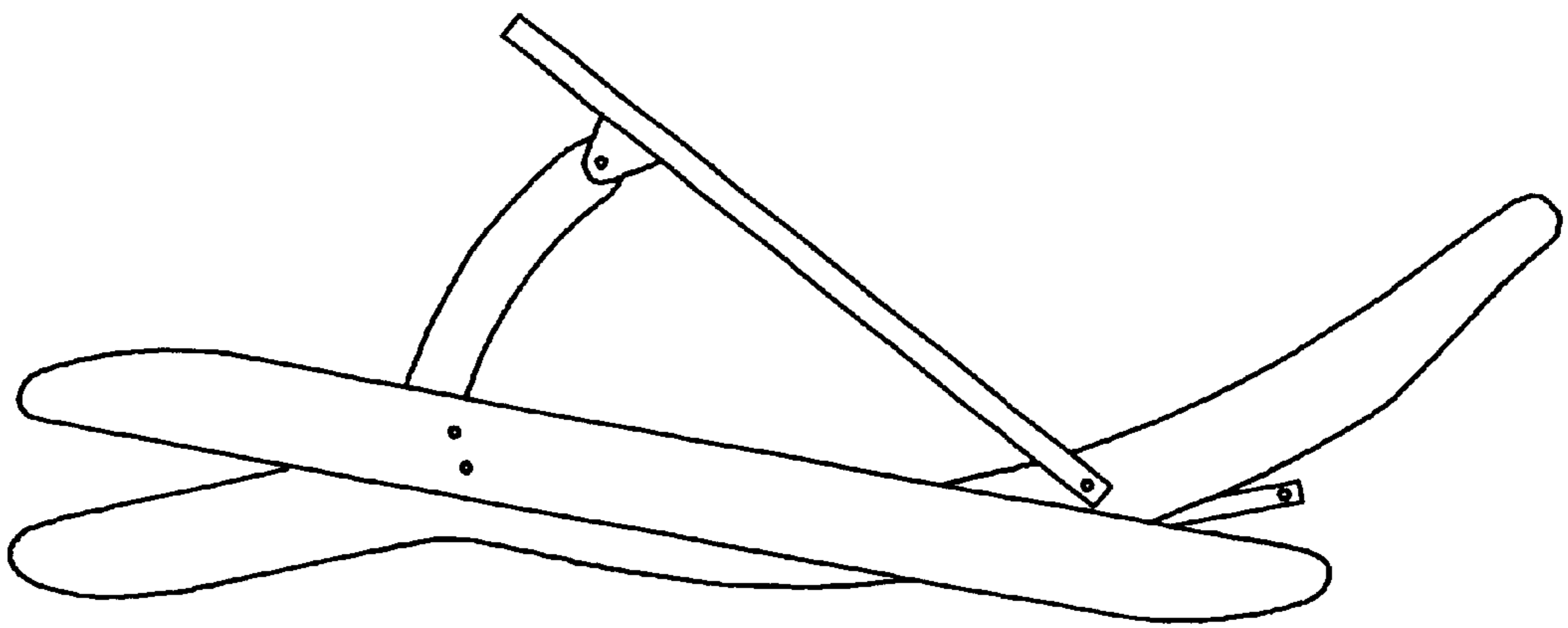


FIG. 3

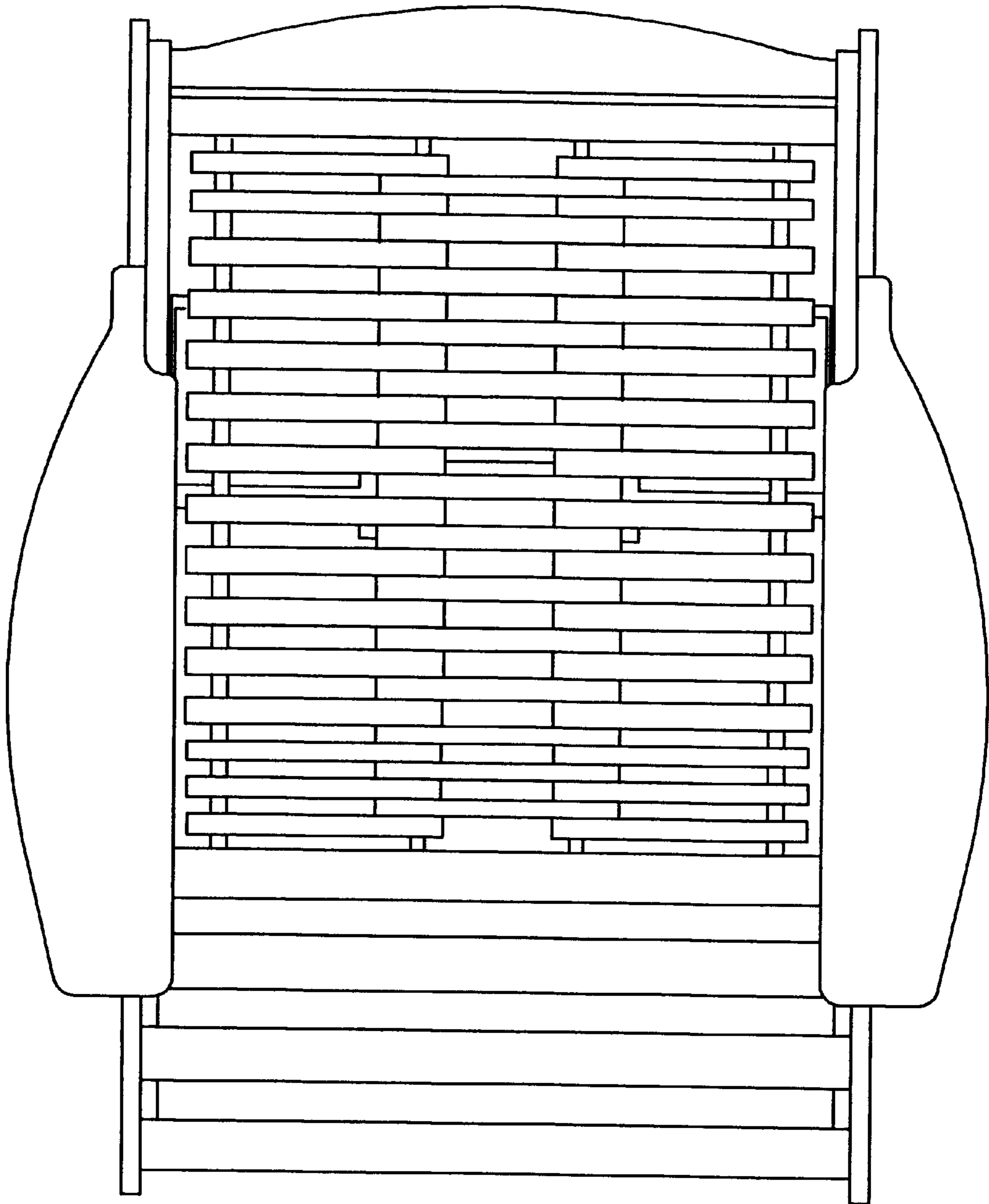


FIG. 4

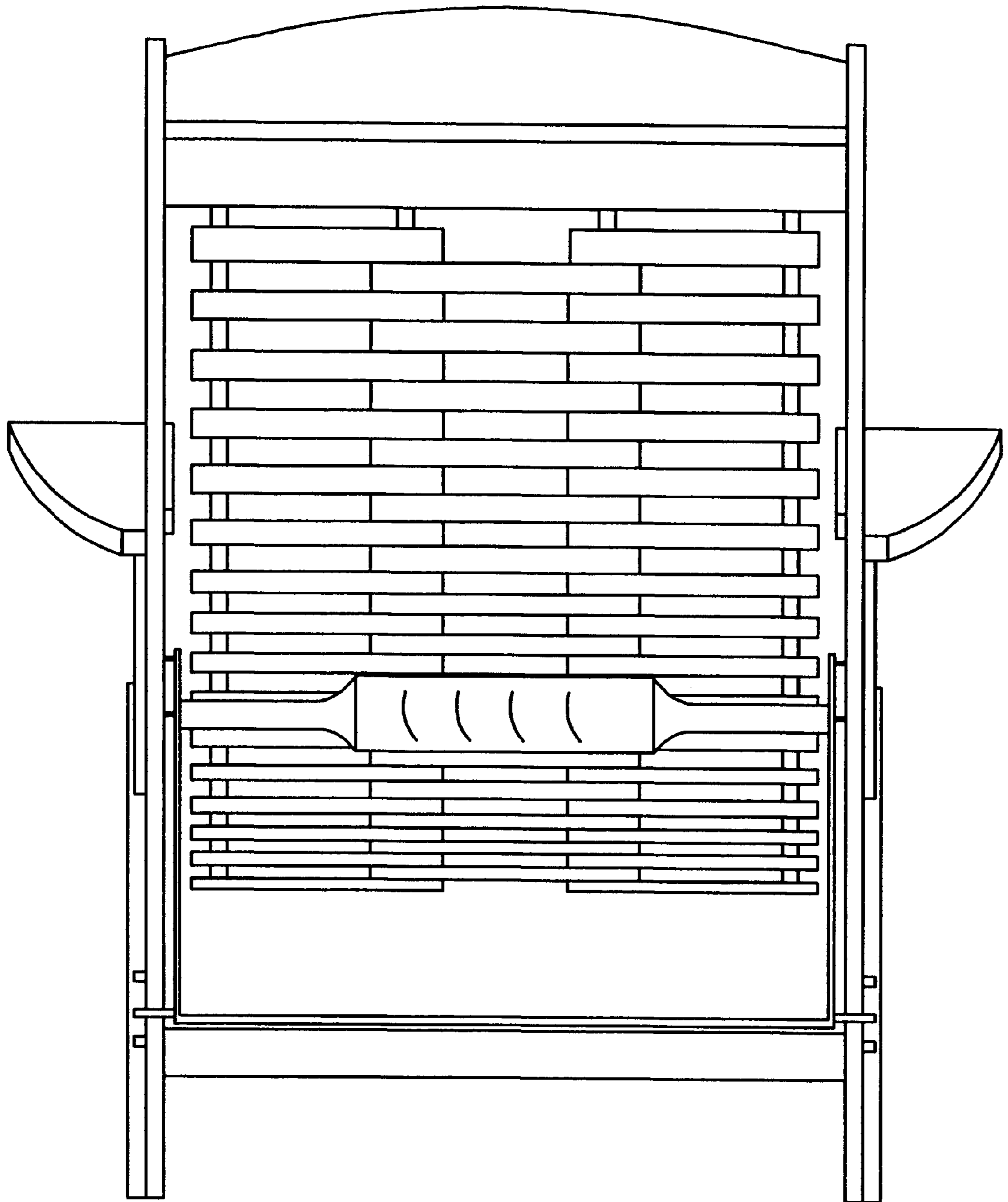


FIG. 5