



US00D456153S

(12) **United States Design Patent**
Rashid

(10) **Patent No.:** **US D456,153 S**

(45) **Date of Patent:** **** Apr. 30, 2002**

(54) **COMBINATION STOOL AND STORAGE CASE**

D424,822 S * 5/2000 Lewis D6/349

* cited by examiner

(75) Inventor: **Karim Rashid**, New York, NY (US)

Primary Examiner—Janice E. Seeger

(73) Assignee: **Umbra, Inc.**, Buffalo, NY (US)

(74) *Attorney, Agent, or Firm*—SAIDMAN DesignLaw Group

(**) Term: **14 Years**

(57) **CLAIM**

(21) Appl. No.: **29/135,247**

The ornamental design for a combination stool and storage case, as shown and described.

(22) Filed: **Jan. 8, 2001**

DESCRIPTION

(51) **LOC (7) Cl.** **06-01**

(52) **U.S. Cl.** **D6/336; D6/349; D6/486**

(58) **Field of Search** D6/480–489, 495, D6/349, 352, 336; 297/461, 462, 423.39, 423.41, 188.01, 188.09, 188.08, 188.13

FIG. 1 is a perspective view of a combination stool and storage case showing my new design;

FIG. 2 is a front view thereof, the rear view being identical;

FIG. 3 is a top view thereof; and,

FIG. 4 is a left side view thereof, the right side view being identical.

(56) **References Cited**

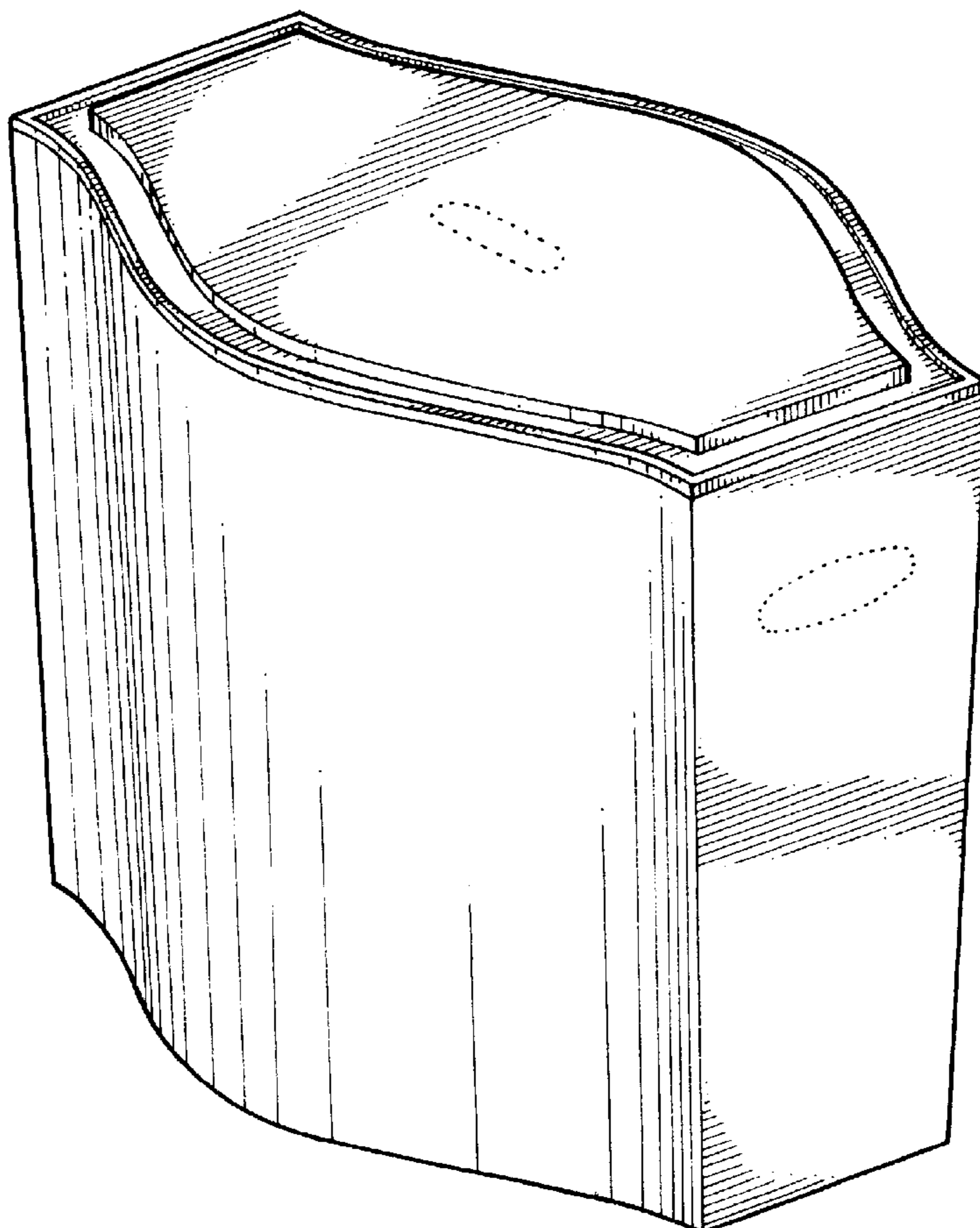
U.S. PATENT DOCUMENTS

- D112,864 S * 1/1939 Schlup D6/336
- 2,509,395 A * 5/1950 Madan 297/461
- D373,477 S * 9/1996 Lewis D6/349
- D406,470 S * 3/1999 Lin D6/349

The broken lines shown in FIGS. 1, 3, and 4 represent handle openings that are not part of the claimed design.

The bottom view is omitted and forms no part of the claimed design.

1 Claim, 4 Drawing Sheets



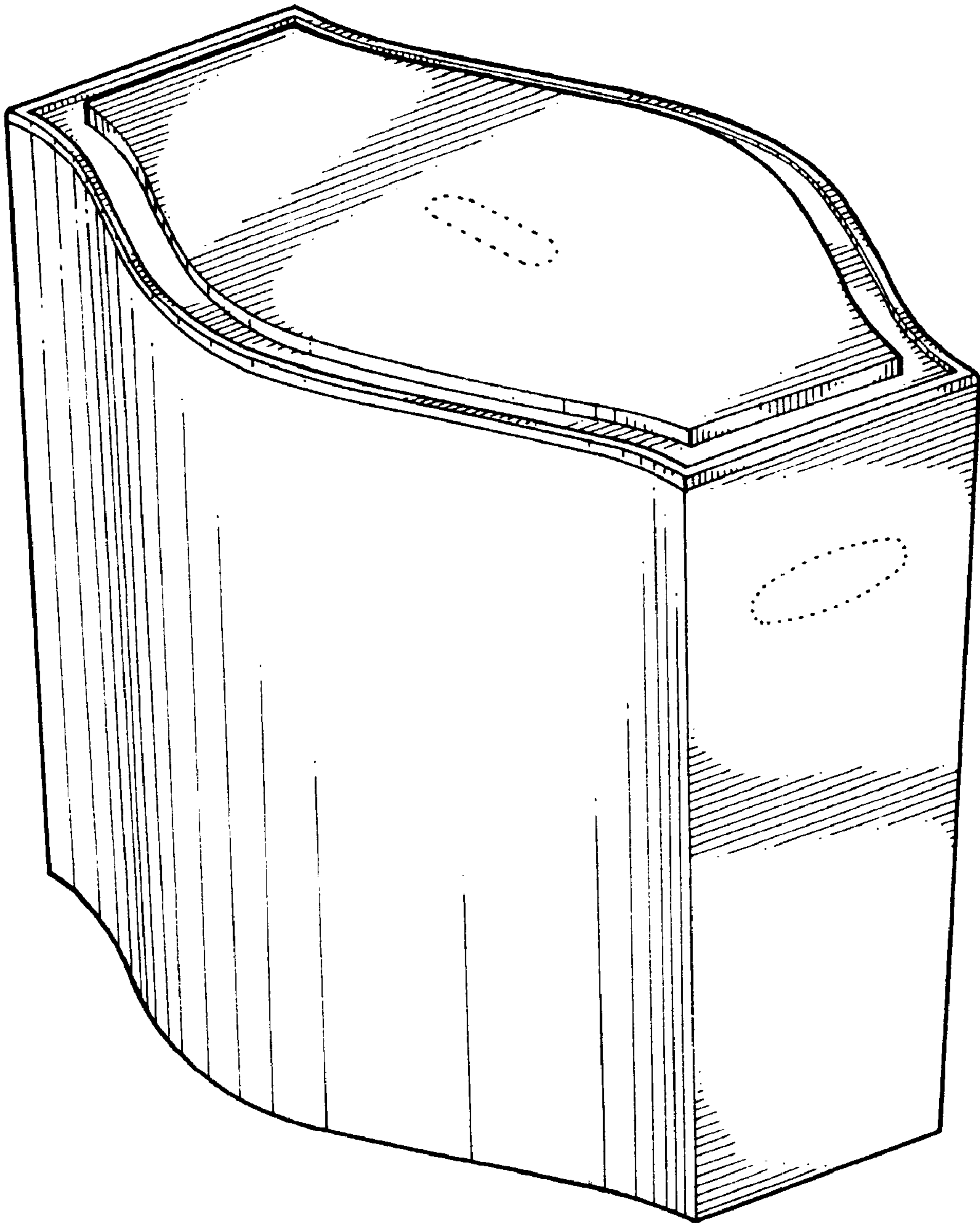


FIG.1




FIG.2

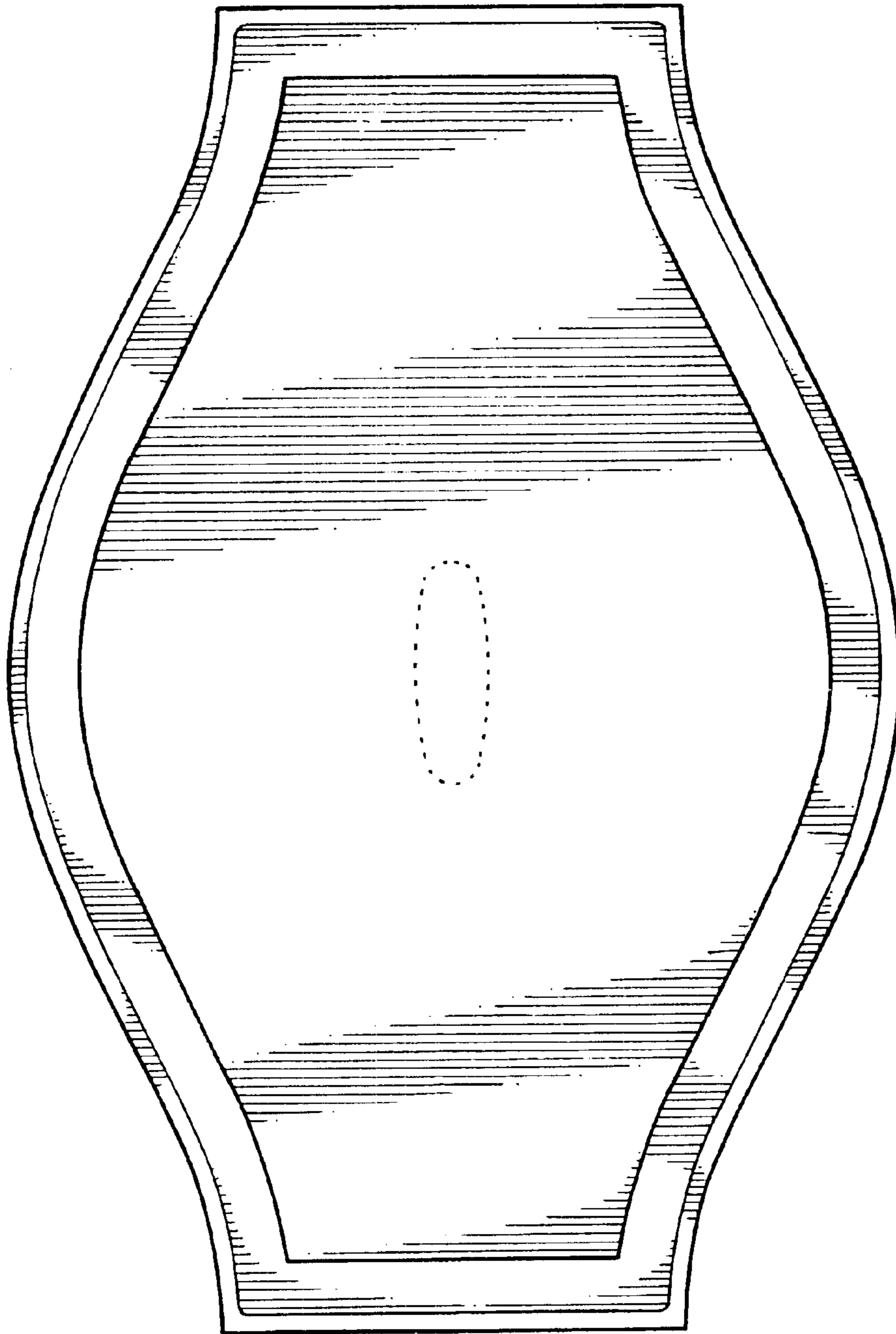


FIG. 3

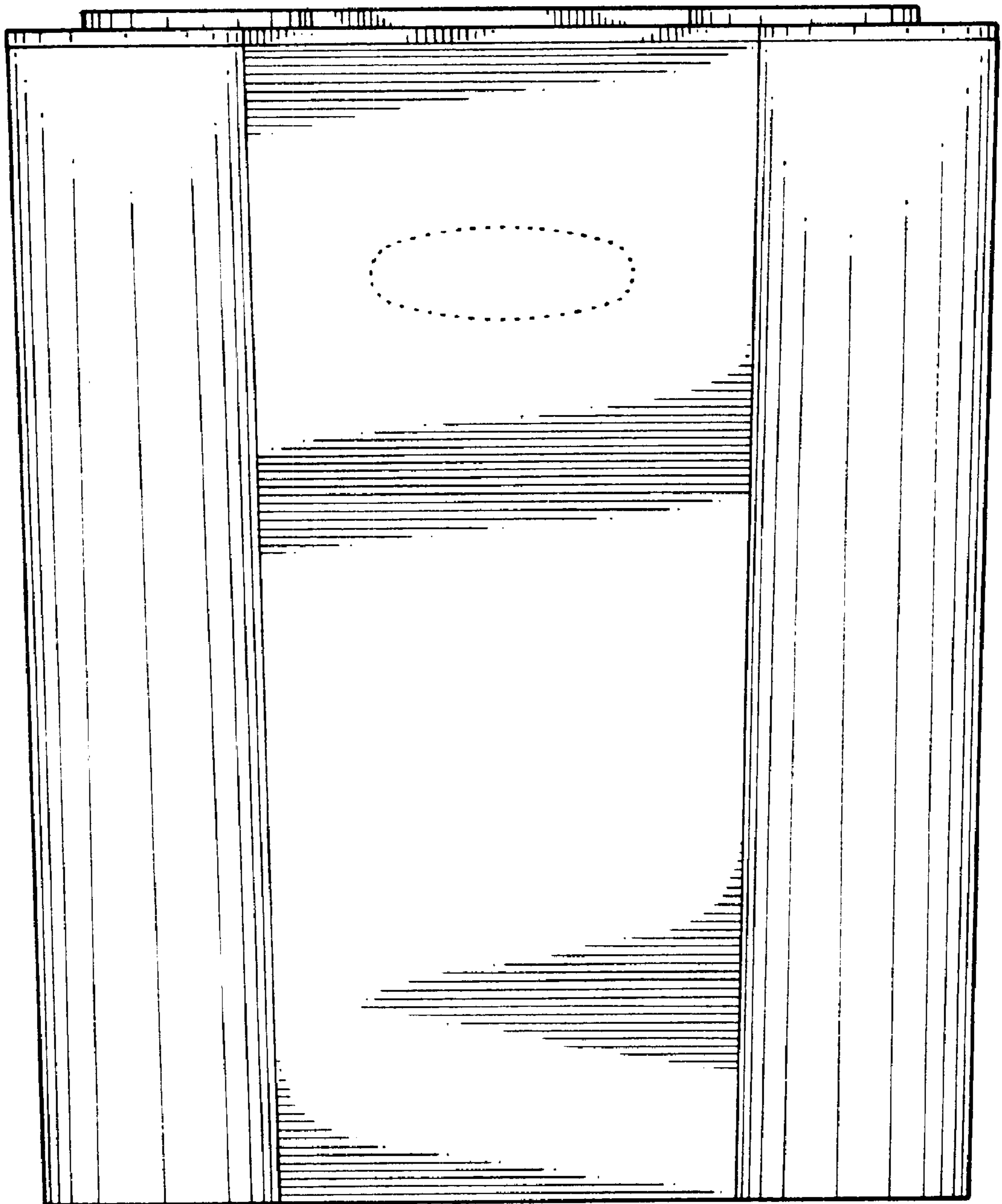


FIG.4