



US00D456143S

(12) **United States Design Patent**  
**Ingram**

(10) **Patent No.:** **US D456,143 S**

(45) **Date of Patent:** **\*\* Apr. 30, 2002**

(54) **EXTENDED REACH SNOW BRUSH**

(75) **Inventor:** **Vicki Ingram**, Emporia, KS (US)

(73) **Assignee:** **Hopkins Manufacturing Corporation**,  
Emporia, KS (US)

(\*\*) **Term:** **14 Years**

(21) **Appl. No.:** **29/149,862**

(22) **Filed:** **Oct. 18, 2001**

(51) **LOC (7) Cl.** ..... **04-01**

(52) **U.S. Cl.** ..... **D4/118**

(58) **Field of Search** ..... D4/118, 132, 134,  
D4/138; D32/42, 49; 15/105, 111, 117,  
236.01, 236.02; 16/110.1, 430

(56) **References Cited**

**U.S. PATENT DOCUMENTS**

2,792,584 A	5/1957	Fryda	
2,856,621 A	10/1958	Racicot	
3,017,649 A	* 1/1962	Racicot	15/105
3,051,975 A	9/1962	Schwartz	
D242,882 S	1/1977	Schneider	
4,041,564 A	8/1977	Schlicher	
D258,779 S	* 4/1981	Hopkins et al.	D4/118
D265,269 S	7/1982	Frantz	
4,908,900 A	3/1990	McLaughlin et al.	
D335,771 S	5/1993	Mallory et al.	
D337,436 S	* 7/1993	Hopkins	D4/118
D346,903 S	5/1994	Hilmer	

D366,738 S	1/1996	Israel	
D373,251 S	* 9/1996	Young	D4/118
D422,146 S	4/2000	Sneed et al.	
D422,148 S	4/2000	King et al.	
D424,305 S	5/2000	Lozeau et al.	
D441,198 S	* 5/2001	Primeau	D4/118
6,243,906 B1	* 6/2001	Holliday et al.	15/111

\* cited by examiner

*Primary Examiner*—Alan P. Douglas

*Assistant Examiner*—Lavone Tabor

(74) *Attorney, Agent, or Firm*—Hovey Williams LLP

(57) **CLAIM**

The ornamental design for an extended reach snow brush, as shown and described.

**DESCRIPTION**

FIG. 1 is a perspective view of an extended reach snow brush constructed in accordance with a preferred embodiment of the present invention;

FIG. 2 is a side elevational view of the extended reach snow brush;

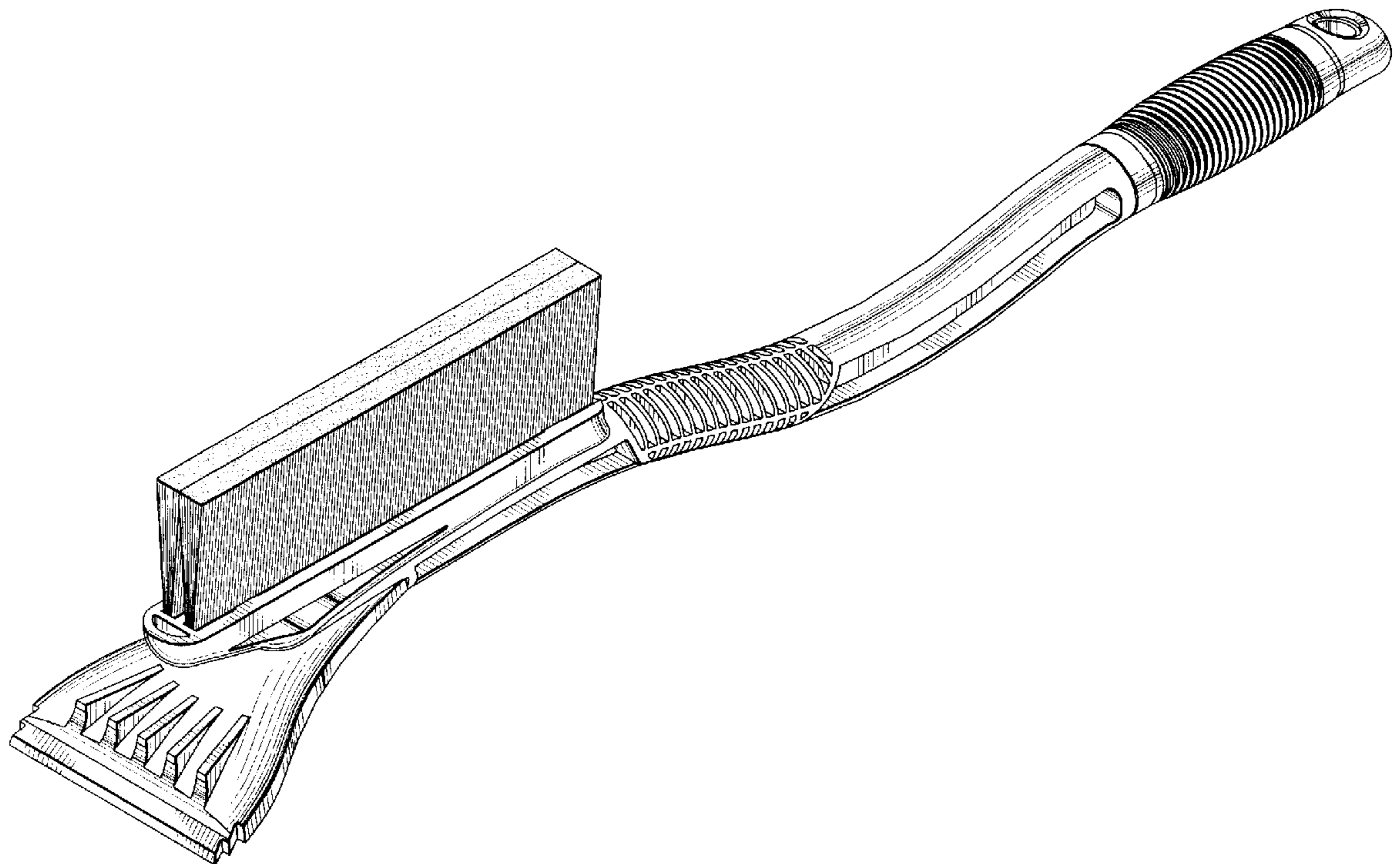
FIG. 3 is a top view of the extended reach snow brush;

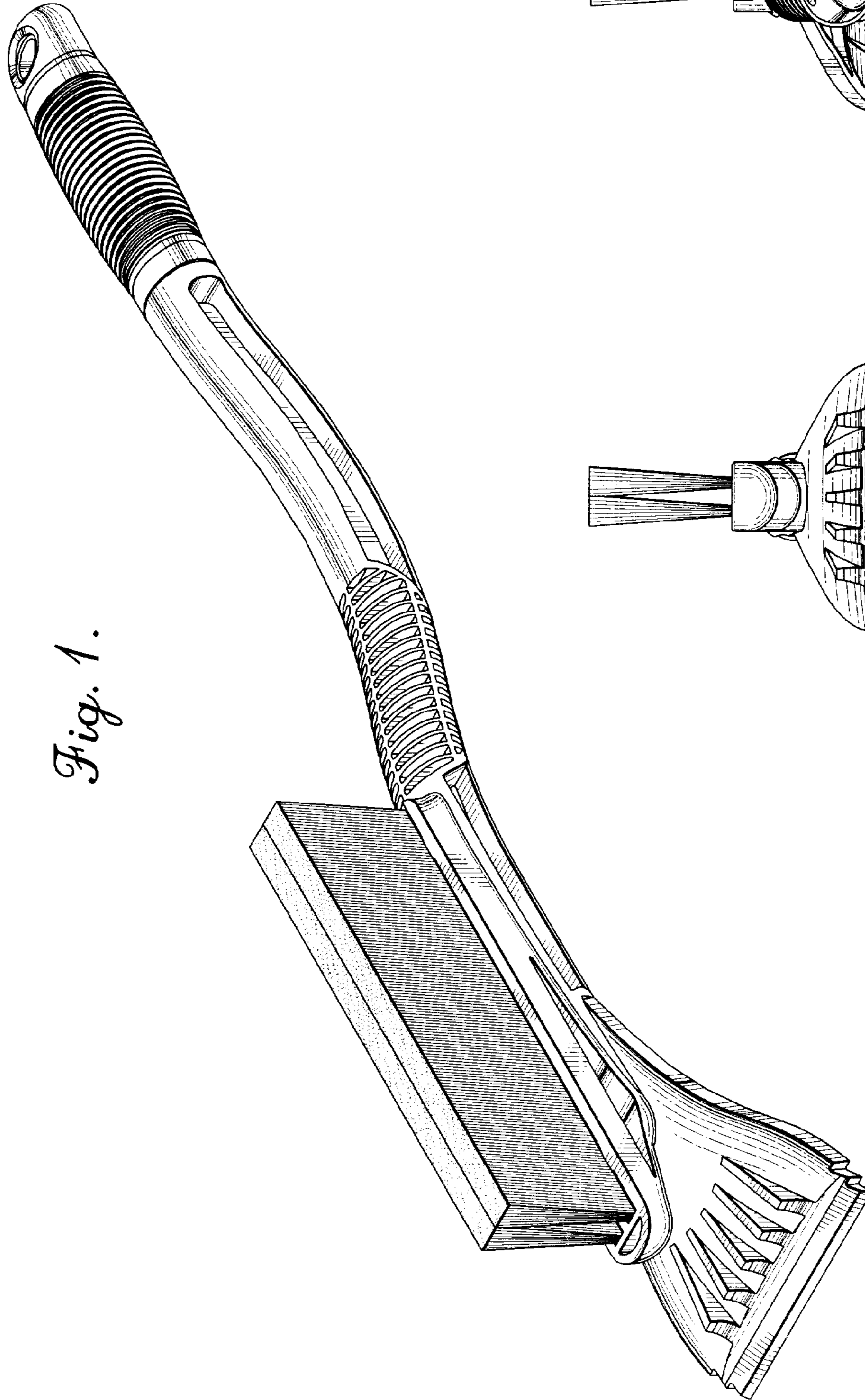
FIG. 4 is a bottom view of the extended reach snow brush;

FIG. 5 is a front elevational view of the extended reach snow brush; and,

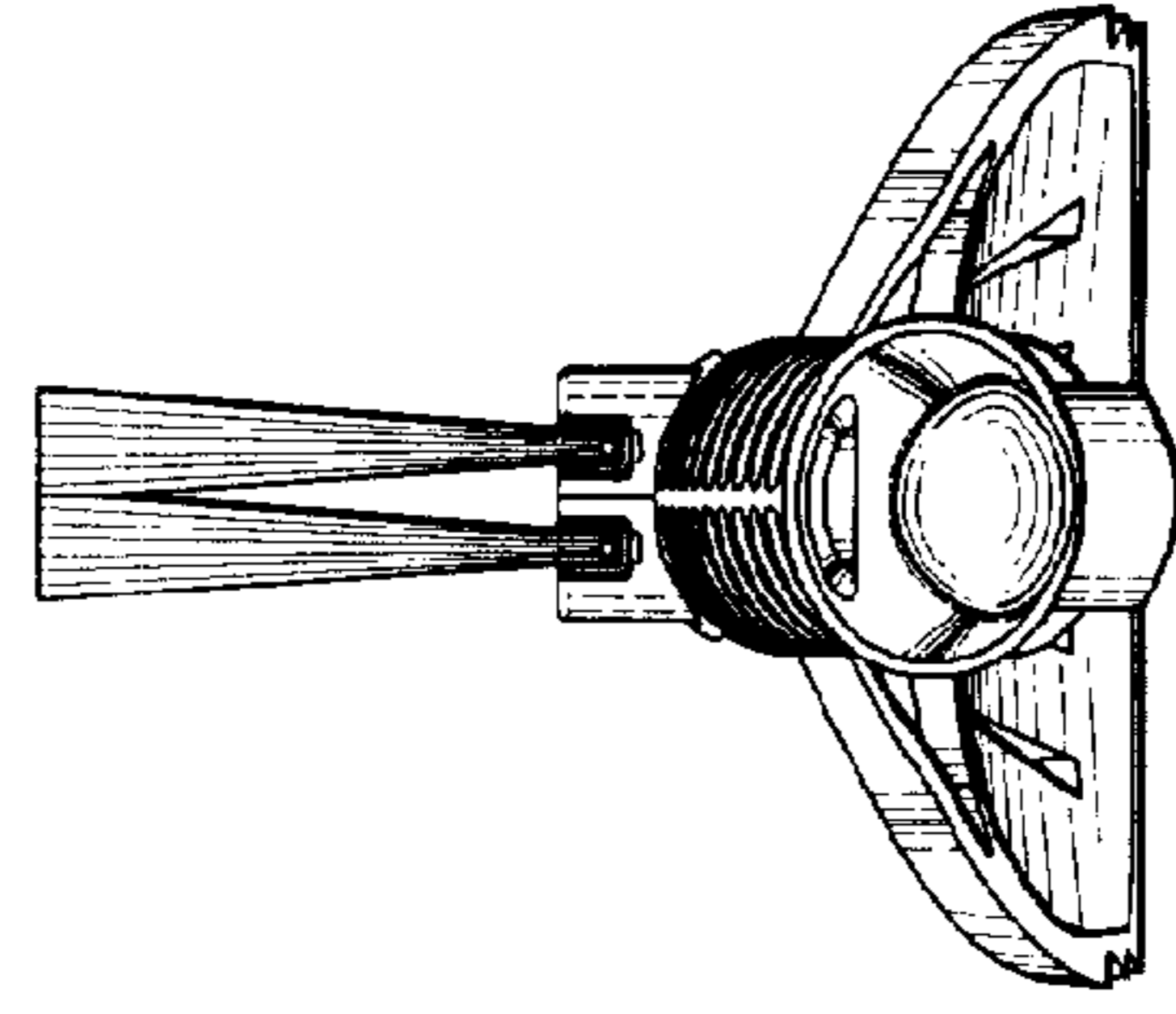
FIG. 6 is a rear elevational view of the extended reach snow brush.

**1 Claim, 2 Drawing Sheets**

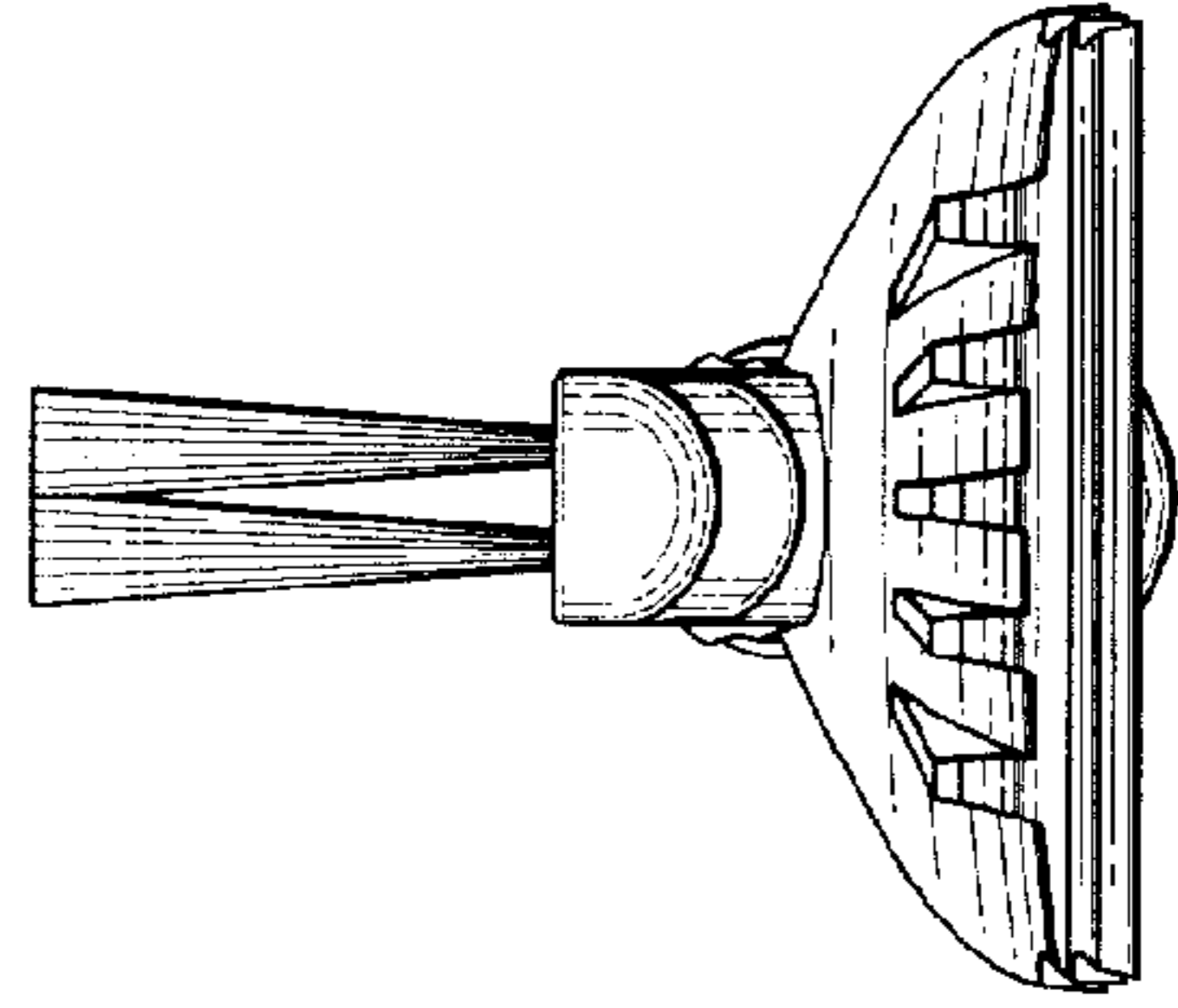




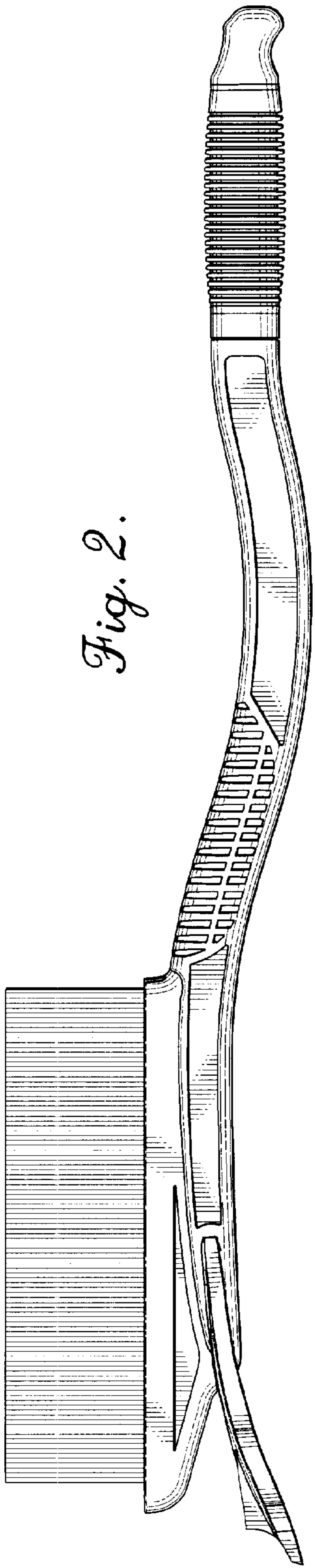
*Fig. 1.*



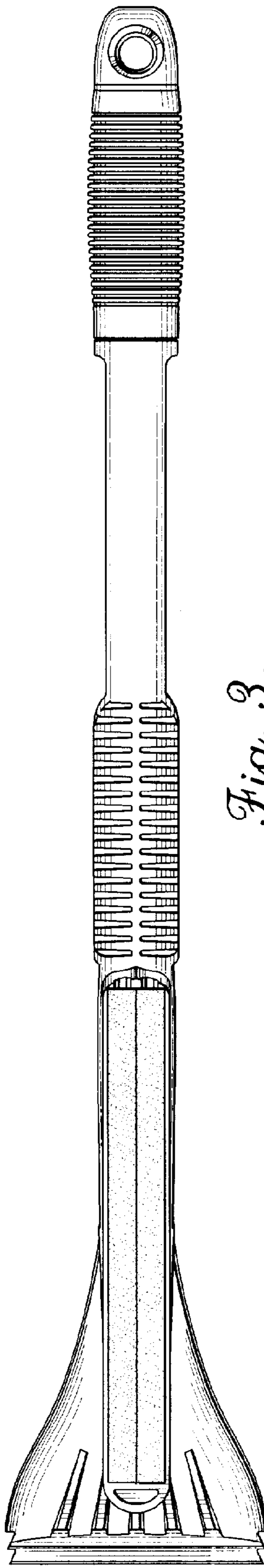
*Fig. 6.*



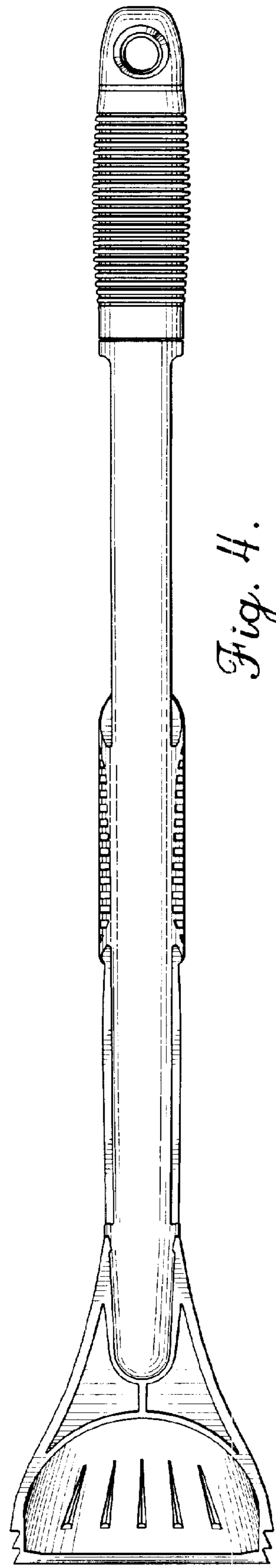
*Fig. 5.*



*Fig. 2.*



*Fig. 3.*



*Fig. 4.*