



US00D456128S

(12) **United States Design Patent**  
**Evans et al.**

(10) **Patent No.:** **US D456,128 S**

(45) **Date of Patent:** **\*\* Apr. 30, 2002**

(54) **INSOLE FOR FOOTWEAR**

D423,202 S \* 4/2000 Lubart ..... D2/961

(75) Inventors: **J. Pat Evans**, Dallas; **John G. Pearce**,  
Fort Worth, both of TX (US); **Duane E. Peoples**,  
Allentown, PA (US)

\* cited by examiner

*Primary Examiner*—Louis S. Zarfes

*Assistant Examiner*—Gregory Andoll

(73) Assignee: **Boot Royalty Company, L.P.**, Fort  
Worth, TX (US)

(74) *Attorney, Agent, or Firm*—Sidley Austin Brown &  
Wood LLP

(\*\*) Term: **14 Years**

(57) **CLAIM**

The ornamental design for an insole for footwear, as shown  
and described.

(21) Appl. No.: **29/147,578**

(22) Filed: **Aug. 31, 2001**

**DESCRIPTION**

(51) **LOC (7) Cl.** ..... **02-04**

(52) **U.S. Cl.** ..... **D2/961**

(58) **Field of Search** ..... D2/961, 964, 968,  
D2/946-960; D28/5, 6; 36/34 R, 44, 43,  
140, 145, 154; D24/171

FIG. 1 is a lower perspective view of an insole for footwear  
embodying our new design;

FIG. 2 is a front view thereof;

FIG. 3 is a rear view thereof;

FIG. 4 is a bottom view thereof;

FIG. 5 is an right side view thereof; and,

FIG. 6 is a left side view thereof.

The broken lines in the Figures are for illustrative purposes  
only and form no part of the claimed design.

(56) **References Cited**

**U.S. PATENT DOCUMENTS**

D311,269 S \* 10/1990 Graham et al. .... D2/961

D350,432 S \* 9/1994 Saez ..... D2/961

**1 Claim, 5 Drawing Sheets**





FIG. 1

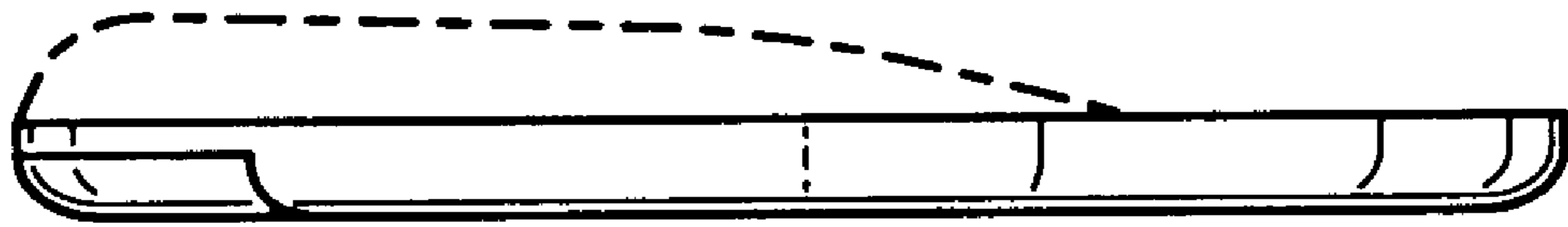


FIG. 2




FIG. 3

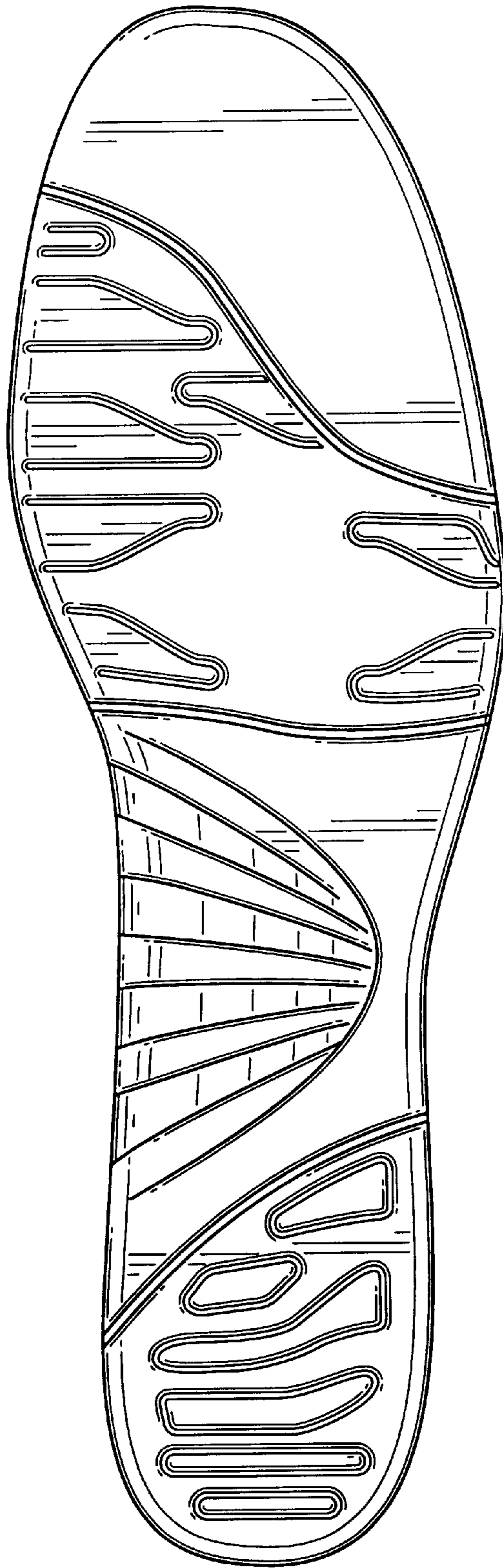


FIG. 4




FIG. 5



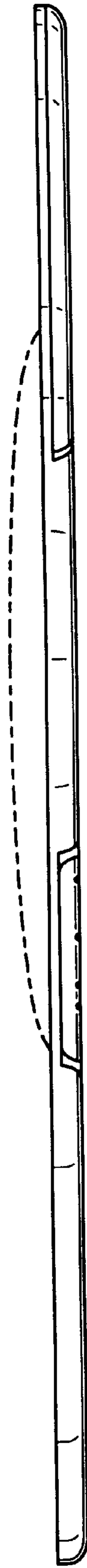


FIG. 6