



US00D456117S

(12) **United States Design Patent**  
**Henning, Jr.**

(10) **Patent No.:** **US D456,117 S**

(45) **Date of Patent:** **\*\* Apr. 30, 2002**

(54) **FULL BODY BIB**

(76) **Inventor:** **Donald W. Henning, Jr.**, 10 Antonina  
La., Rochester, NY (US) 14626

(\*\*) **Term:** **14 Years**

(21) **Appl. No.:** **29/147,268**

(22) **Filed:** **Aug. 24, 2001**

**Related U.S. Application Data**

(63) Continuation-in-part of application No. 29/094,356, filed on  
Sep. 30, 1998, now abandoned.

(51) **LOC (7) Cl.** ..... **02-02**

(52) **U.S. Cl.** ..... **D2/864; D2/860; D2/861**

(58) **Field of Search** ..... **D2/860-864, 747;**  
**2/49.1, 49.2, 49.3, 48, 46, 51, 20**

(56) **References Cited**

**U.S. PATENT DOCUMENTS**

712,908	A	*	11/1902	Clark	.....	2/51
1,153,909	A	*	9/1915	Hanes		
1,411,562	A	*	4/1922	Christian		
1,963,130	A	*	6/1934	Hall		
2,357,636	A	*	9/1944	David		
2,523,565	A	*	9/1950	Gardner		
2,717,389	A	*	9/1955	Gribble et al.	.....	2/20
3,328,807	A	*	7/1967	Strauss		
4,266,299	A	*	5/1981	Beal	.....	2/46
4,620,323	A	*	11/1986	Tepper	.....	2/49.4
4,663,779	A	*	5/1987	Bible	.....	2/49.3
4,712,251	A	*	12/1987	Cobble	.....	2/104

4,811,428	A	*	3/1989	Waldman et al.	.....	2/49.3
D302,762	S	*	8/1989	Duke	.....	D2/860
D313,693	S	*	1/1991	Coates	.....	D2/861
D341,922	S	*	12/1993	Stocks	.....	D2/861
D348,143	S	*	6/1994	Mosquera	.....	D2/743
D349,388	S	*	8/1994	Sloan	.....	D2/860
D373,892	S	*	9/1996	Landwehr	.....	D2/747
D382,987	S	*	9/1997	Johnson, Jr.	.....	D2/861
D402,087	S	*	12/1998	Scherich	.....	D2/861

\* cited by examiner

*Primary Examiner*—Celia Murphy

(74) *Attorney, Agent, or Firm*—John D. Gugliotta

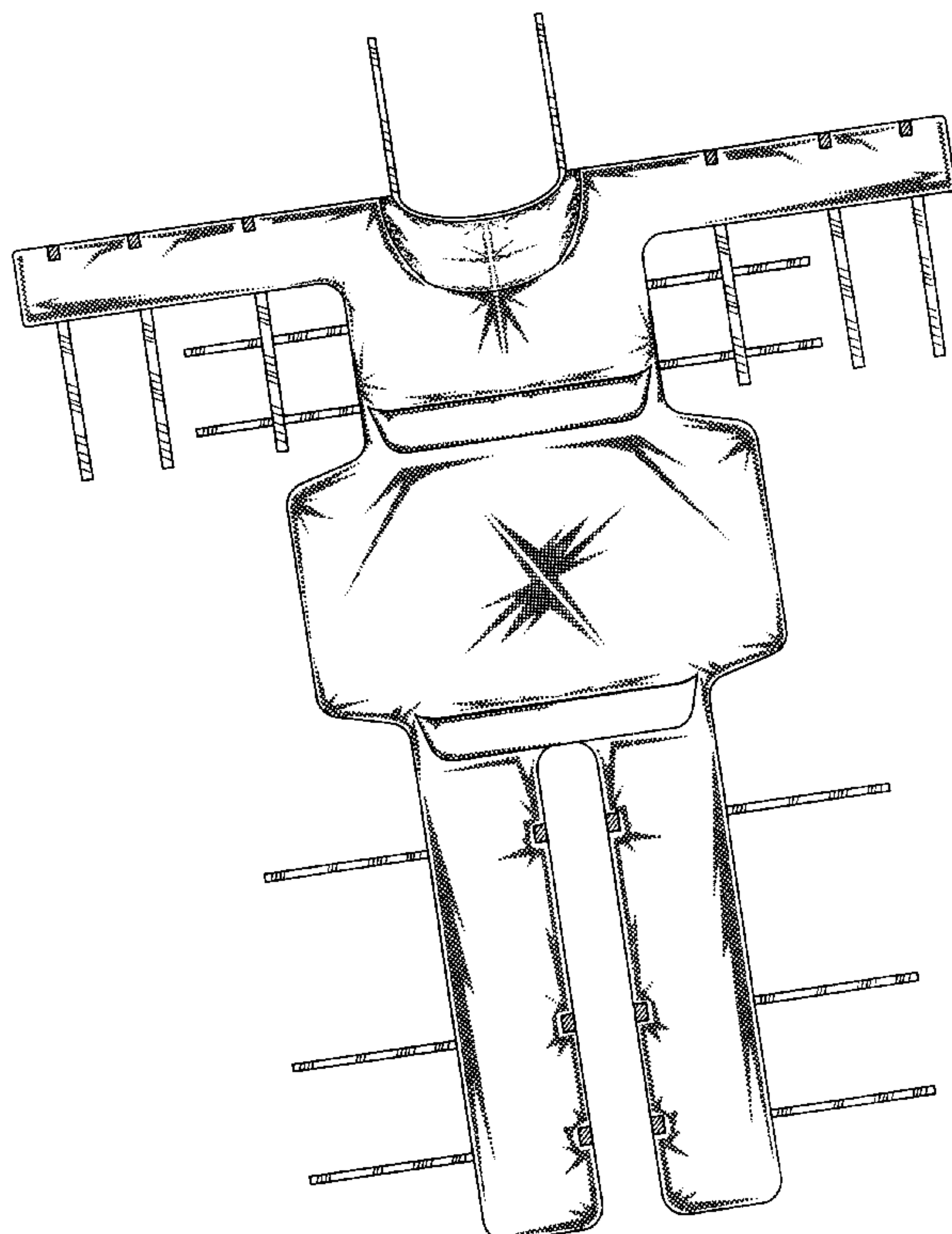
(57) **CLAIM**

The ornamental design for a full body bib, as shown and described.

**DESCRIPTION**

FIG. 1 is a front elevational view of a full body bib showing my new design, tilted to the left;  
 FIG. 2 is a front elevational view shown without a tilt;  
 FIG. 3 is a top plan view of FIG. 2;  
 FIG. 4 is a bottom plan view of FIG. 2;  
 FIG. 5 is a rear elevational view of FIG. 2;  
 FIG. 6 is a left side elevational view of FIG. 2, the right side being a mirror image; and,  
 FIG. 7 is a perspective view showing the bib in use.  
 The broken lines partially showing a human form in FIG. 7 is included to illustrate the use of the invention, and form no part of the claimed design.

**1 Claim, 6 Drawing Sheets**






Figure 1

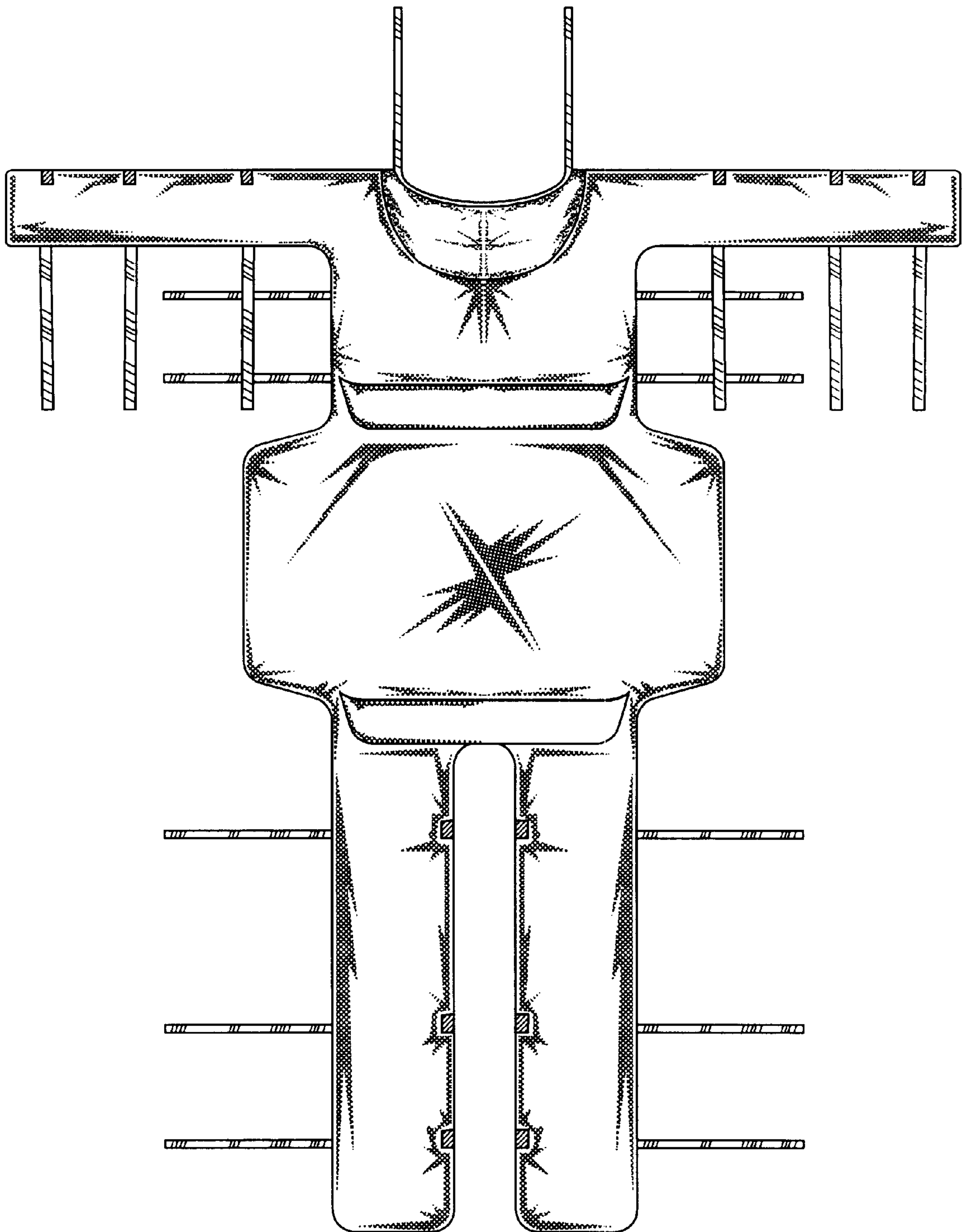


Figure 2




Figure 3




Figure 4



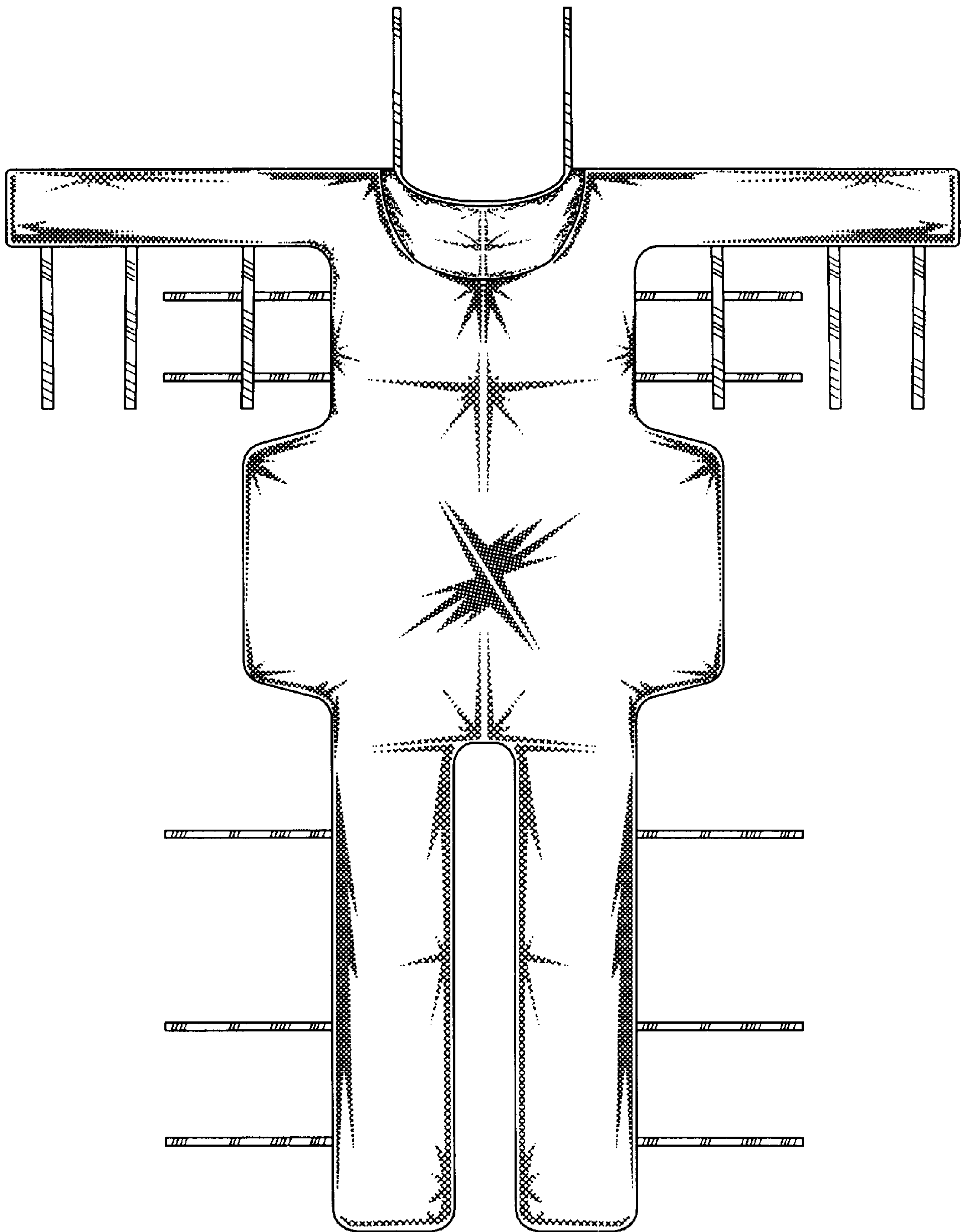


Figure 5



Figure 6




Figure 7