



US00D456099S

(12) **United States Design Patent**
Look

(10) **Patent No.: US D456,099 S**

(45) **Date of Patent: ** *Apr. 23, 2002**

(54) **COMBINED MULTI-COMPOSITION STICK PRODUCT, SUCH AS LIP BALM, SUN SCREEN, DEODORANT, OR GLUE STICK AND CONTAINER THEREFOR**

2,937,095 A	*	5/1960	Zitin	426/92
4,202,879 A	*	5/1980	Shelton	424/66
4,602,886 A	*	7/1986	Smit	401/35
D344,017 S	*	2/1994	Lang et al.	D9/338
D375,256 S	*	11/1996	Chadfield	D9/302
5,733,058 A	*	3/1998	Hofmann	401/70
6,012,600 A	*	8/2000	Bedol	401/88

(75) Inventor: **Jee Loon Look**, Mechanicsville, VA (US)

(73) Assignee: **American Home Products Corporation**, Madison, NJ (US)

(*) Notice: This patent is subject to a terminal disclaimer.

(**) Term: **14 Years**

(21) Appl. No.: **29/124,161**

(22) Filed: **Jun. 1, 2000**

(51) **LOC (7) Cl.** **28-03**

(52) **U.S. Cl.** **D28/77; D28/76; D28/88; D19/66**

(58) **Field of Search** D28/4, 7, 8.1, D28/8, 2, 76, 77, 85-90; D9/307, 329, 338; D19/36, 41, 42, 46, 47-51, 53-55, 66, 70, 71; D18/14-16, 18; D26/6, 7; D1/100, 102, 104, 106, 127, 130, 199; 132/317, 318, 320; 206/385, 581, 457; 401/19, 23, 25, 34, 35, 49, 55-98, 170-182, 196, 198-207, 261-267; 424/63-5, 10.3, 10.32, 48, 49, 400, 401, 440, DIG. 5; 514/948; 426/3-5, 87, 89, 91, 101, 103-105, 108, 111, 134, 249, 274, 284, 383, 512, 514-516; 264/267, 245, 177.11, 211.11; 510/143, 146, 440

(56) **References Cited**

U.S. PATENT DOCUMENTS

2,174,779 A	*	10/1939	Delorme	425/131.1
2,566,722 A	*	9/1951	Friedberg	424/64

OTHER PUBLICATIONS

Hornung, Clarence P. Handbook of Designs and Devices. (New York: Dover Publications, Inc.. 1959). p. 152: top row, shape # 1361.*

Drug & Cosmetic Industry (D&CI), Jun. 1983, p. 56: lipstick case to right of center.*

* cited by examiner

Primary Examiner—Ted Shooman

Assistant Examiner—C Tuttle

(74) *Attorney, Agent, or Firm*—Steven H. Flynn

(57) **CLAIM**

The ornamental design for a combined multi-composition stick product, such as lip balm, sun screen, deodorant, or glue stick and container therefor, as shown and described.

DESCRIPTION

FIG. 1 is a perspective view showing my new design; FIG. 2 is a front view thereof, the rear, left-side and right-side views being the same;

FIG. 3 is a top view thereof;

FIG. 4 is a bottom view thereof; and

FIG. 5 is a cross-sectional view taken along lines 5—5 of FIG. 2 and looking in the direction of the arrows to show the multi-compositions of the stick product.

The broken line portions of the drawings are for illustrative purposes only, to show the environment of the design, and form no part of the claimed design.

1 Claim, 1 Drawing Sheet

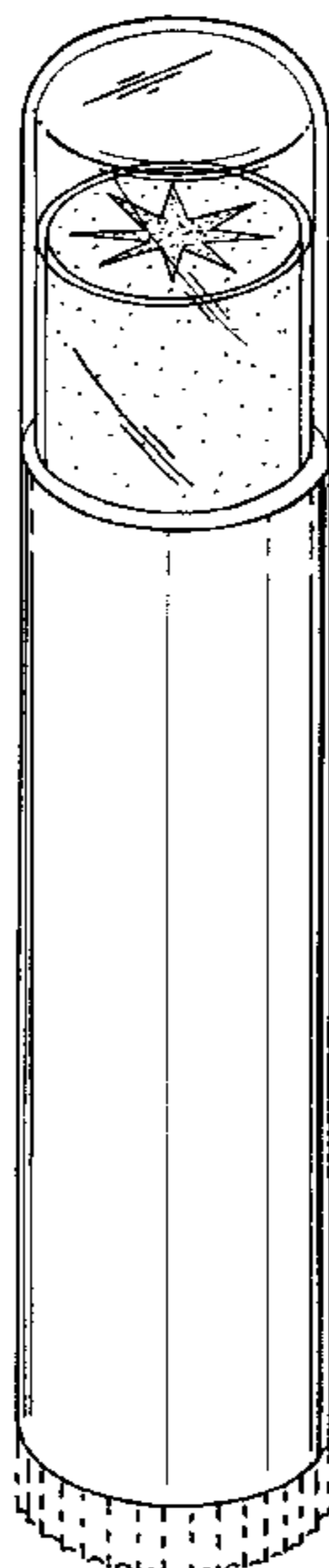


FIG. 1




FIG. 2

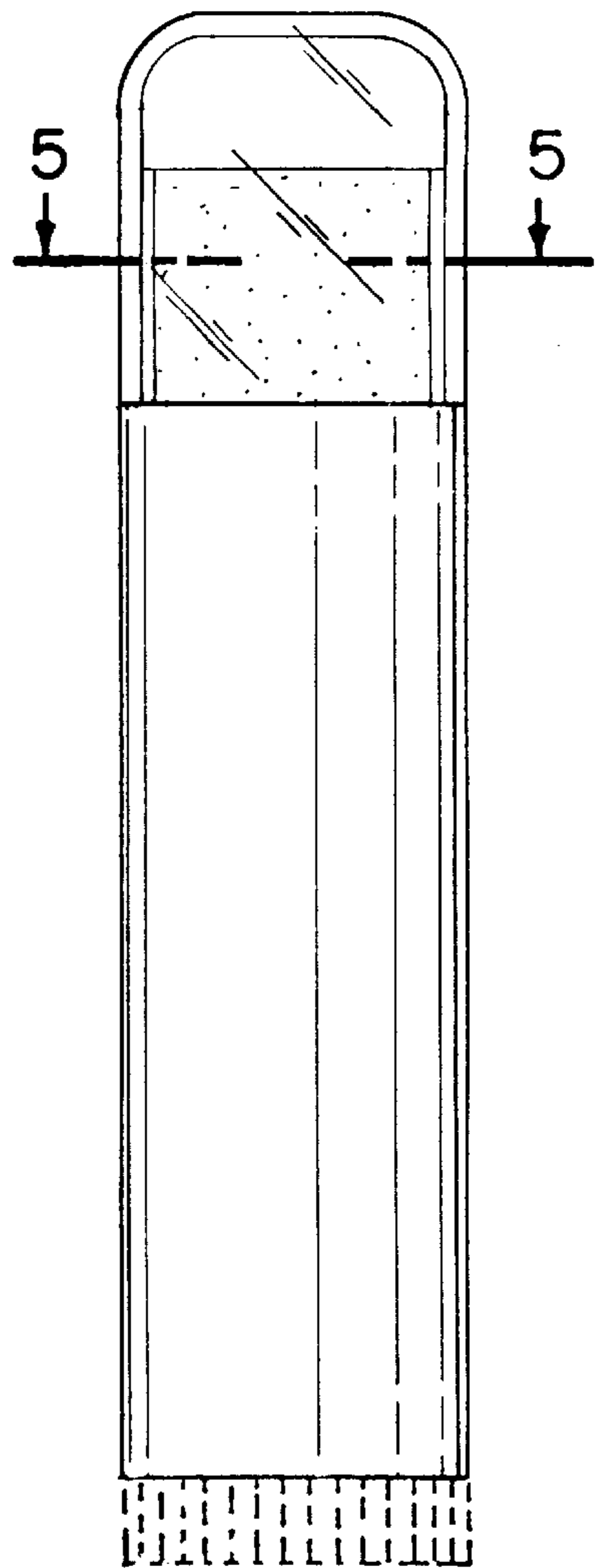


FIG. 3




FIG. 4

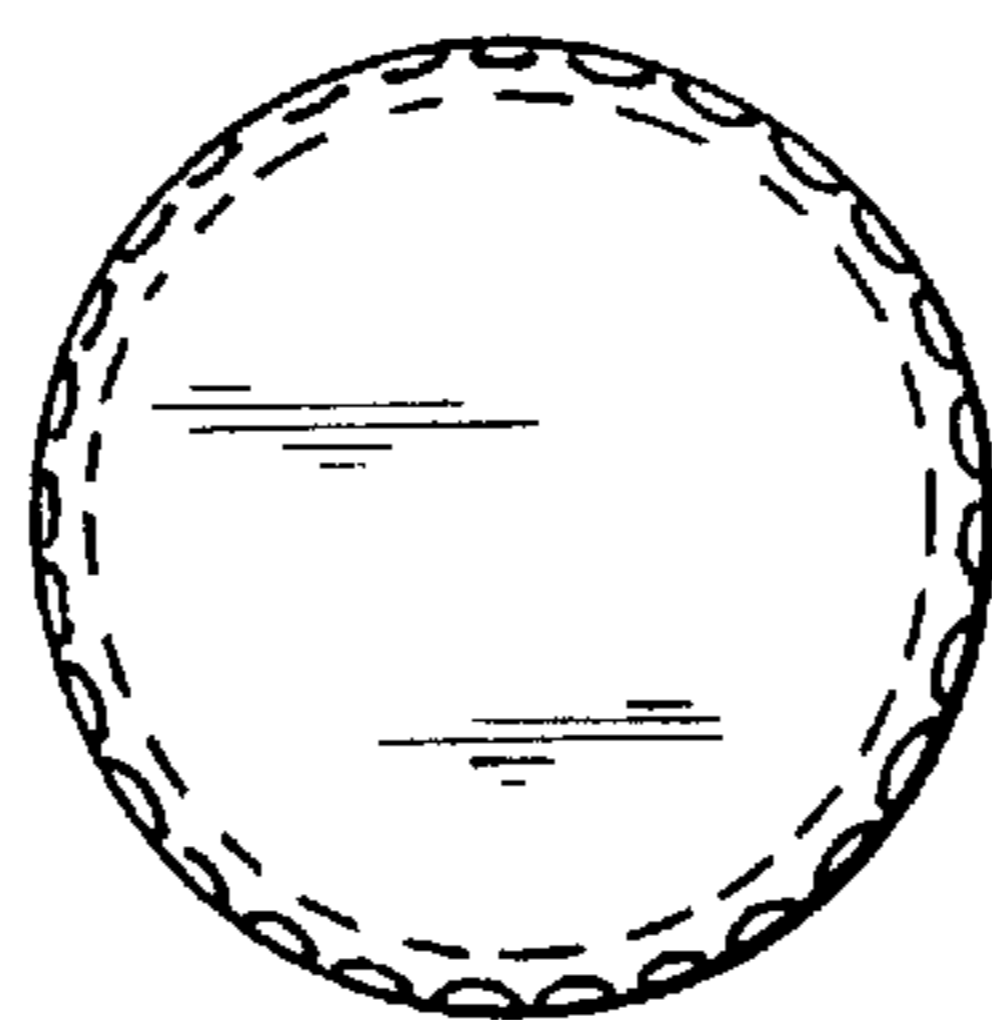


FIG. 5

