



US00D456098S

(12) **United States Design Patent**
Fracassi

(10) **Patent No.:** **US D456,098 S**

(45) **Date of Patent:** **** Apr. 23, 2002**

(54) **NAIL BOARD**

(75) **Inventor:** **Joseph Fracassi**, Laguna Niguel, CA (US)

(73) **Assignee:** **Pacific World Corporation**, Lake Forest, CA (US)

(**) **Term:** **14 Years**

(21) **Appl. No.:** **29/142,001**

(22) **Filed:** **May 16, 2001**

(51) **LOC (7) Cl.** **28-03**

(52) **U.S. Cl.** **D28/59**

(58) **Field of Search** D28/56, 57, 59;
D8/90-94; 132/73, 73.5, 75, 75.3, 75.6,
76.2, 76.4, 76.5; 451/523-526, 529, 533,
534, 538, 539

(56) **References Cited**

U.S. PATENT DOCUMENTS

D63,234 S	*	11/1923	Nevius	D28/59
D123,291 S	*	10/1940	Crompton	D28/59
2,315,749 A	*	4/1943	Tubbs	451/540
3,809,101 A	*	5/1974	Shimizu	132/76.4
4,034,769 A	*	7/1977	Nishimura	132/76.4
5,275,181 A	*	1/1994	Rudolph	132/76.4
D373,854 S	*	9/1996	Hudson	D28/59
5,658,184 A	*	8/1997	Hoopman et al.	451/527 X
5,666,981 A	*	9/1997	Stephens	132/76.4
5,709,591 A	*	1/1998	Warner et al.	451/540 X
5,732,719 A	*	3/1998	Godbout	132/76.4
5,813,416 A	*	9/1998	Rudolph	132/76.4
6,062,967 A	*	5/2000	Calafut et al.	451/523

OTHER PUBLICATIONS

Hong Kong Enterprsie Oct. 1994, p. 887: oblong files # ER-5A.*

* cited by examiner

Primary Examiner—Ted Shooman

Assistant Examiner—C. Tuttle

(74) *Attorney, Agent, or Firm*—Leydig, Voit & Mayer, Ltd.

(57) **CLAIM**

The ornamental design for the nail board, shown and described.

DESCRIPTION

FIG. 1 is a front elevational view of a first embodiment of a nail board for use with fingernails or toenails;
 FIG. 2 is a left side elevational view of the nail board of FIG. 1;
 FIG. 3 is a right side elevational view of the nail board of FIG. 1;
 FIG. 4 is a top end view of the nail board of FIG. 1;
 FIG. 5 is a bottom end view of the nail board of FIG. 1;
 FIG. 6 is a rear elevational view of the nail board of FIG. 1;
 FIG. 7 is a front perspective view of the nail board of FIG. 1;
 FIG. 8 is a front elevational view of a second embodiment of a nail board for use with fingernail or toenails;
 FIG. 9 is a left side elevational view of the nail board of FIG. 8;
 FIG. 10 is a top end view of the nail board of FIG. 8;
 FIG. 11 is a bottom end view of the nail board of FIG. 8;
 FIG. 12 is a right side elevational view of the nail board of FIG. 8;
 FIG. 13 is a rear elevational view of the nail board of FIG. 8;
 FIG. 14 is a front perspective view of the nail board of FIG. 8;
 FIG. 15 is a front elevational view of a third embodiment of a nail board for use with fingernails or toenails;
 FIG. 16 is a left side elevational view of the nail board of FIG. 15;
 FIG. 17 is a right side elevational view of the nail board of FIG. 15;
 FIG. 18 is a top end view of the nail board of FIG. 15;
 FIG. 19 is a bottom end view of the nail board of FIG. 15;
 FIG. 20 is a rear elevational view of the nail board of FIG. 15;
 FIG. 21 is a front perspective view of the nail board of FIG. 15;
 FIG. 22 is a front elevational view of a fourth embodiment of a nail board for use with fingernails or toenails;

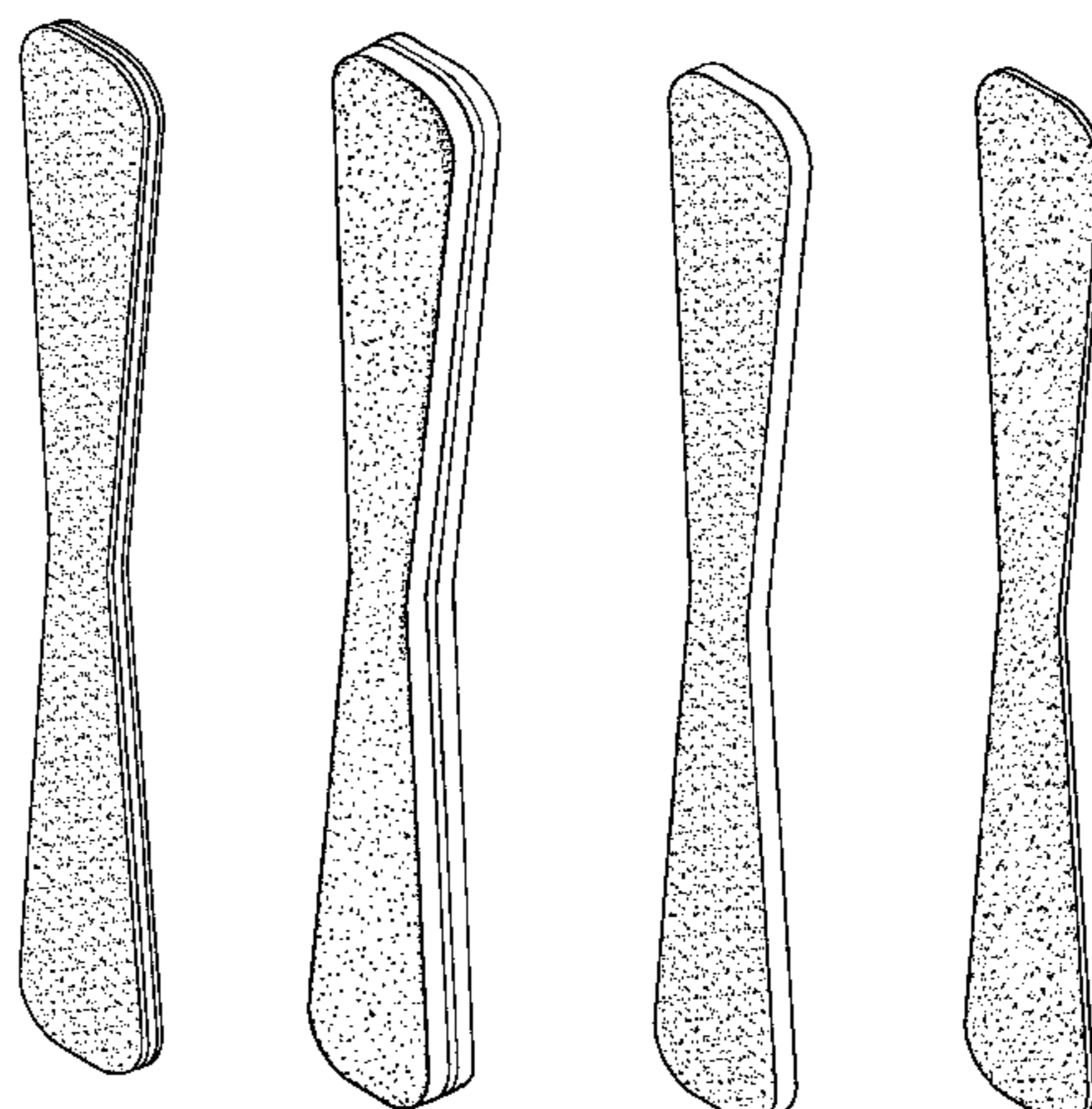


FIG. 23 is a left side elevational view of the nail board of FIG. 22;

FIG. 24 is a right side elevational view of the nail board of FIG. 22;

FIG. 25 is a top end view of the nail board of FIG. 22;

FIG. 26 is a bottom end view of the nail board of FIG. 22;

FIG. 27 is a rear elevational view of the nail board of FIG. 22;

FIG. 28 is a front perspective view of the nail board of FIG. 22;

FIG. 29 is a front elevational view of a fifth embodiment of a nail board for use with fingernails or toenails;

FIG. 30 is a left side elevational view of the nail board of FIG. 29;

FIG. 31 is a right side elevational view of the nail board of FIG. 29;

FIG. 32 is a top end view of the nail board of FIG. 29;

FIG. 33 is a bottom end view of the nail board of FIG. 29;

FIG. 34 is a rear elevational view of the nail board of FIG. 29;

FIG. 35 is a front perspective view of the nail board of FIG. 29;

FIG. 36 is a front elevational view of a sixth embodiment of a nail board for use with fingernails or toenails;

FIG. 37 is a left side elevational view of the nail board of FIG. 36;

FIG. 38 is a right side elevational view of the nail board of FIG. 36;

FIG. 39 is a top end view of the nail board of FIG. 36;

FIG. 40 is a bottom end view of the opposite end of the nail board of FIG. 36;

FIG. 41 is a rear elevational view of the nail board of FIG. 36; and,

FIG. 42 is a front perspective view of the nail board of FIG. 36.

1 Claim, 12 Drawing Sheets

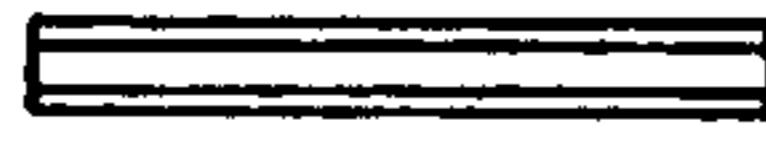


FIG. 4



FIG. 2

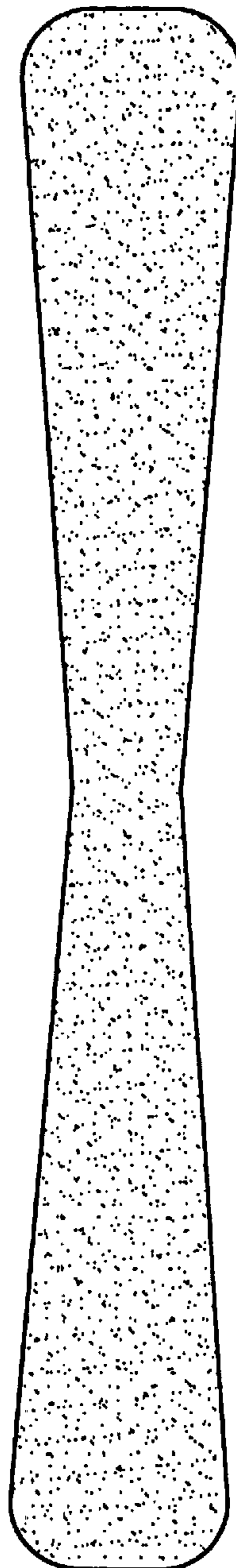


FIG. 1



FIG. 3




FIG. 5




FIG. 6

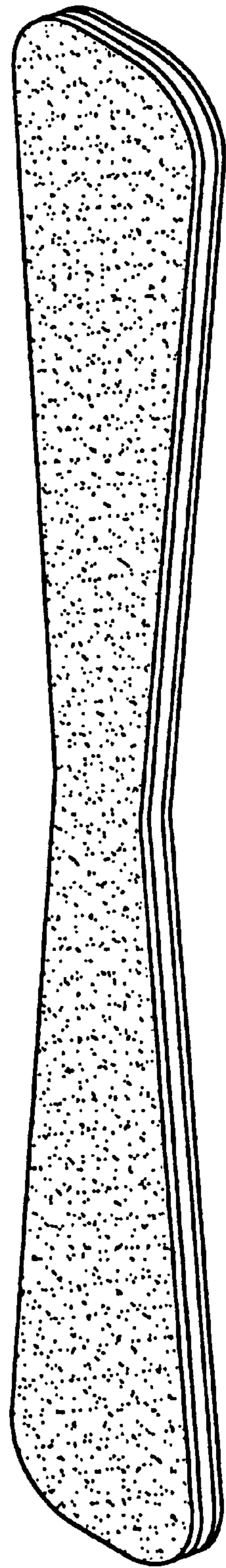


FIG. 7




FIG. 10



FIG. 9

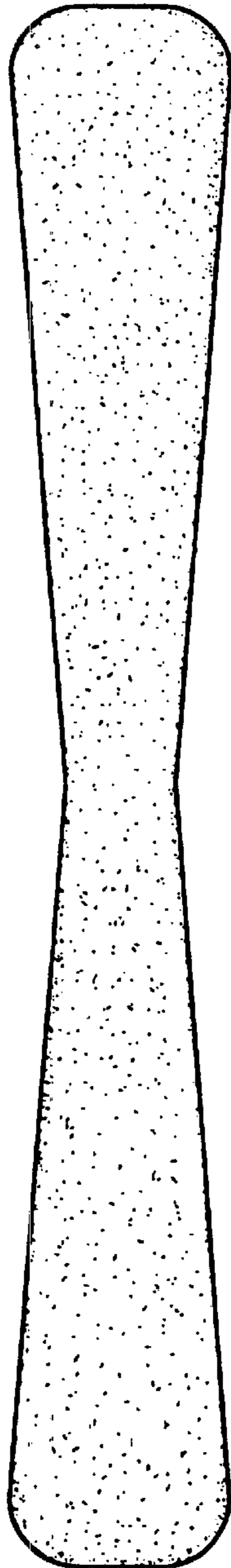


FIG. 8

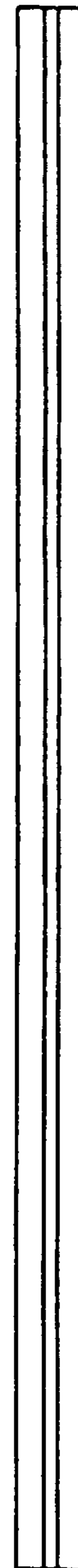


FIG. 12




FIG. 11

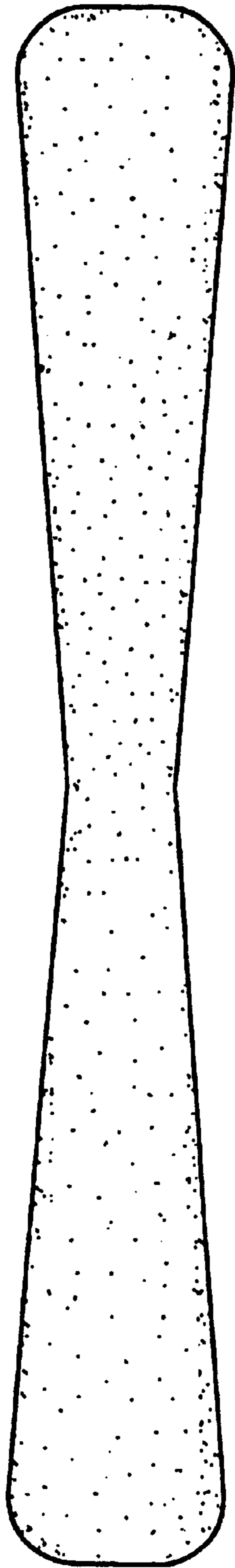


FIG. 13

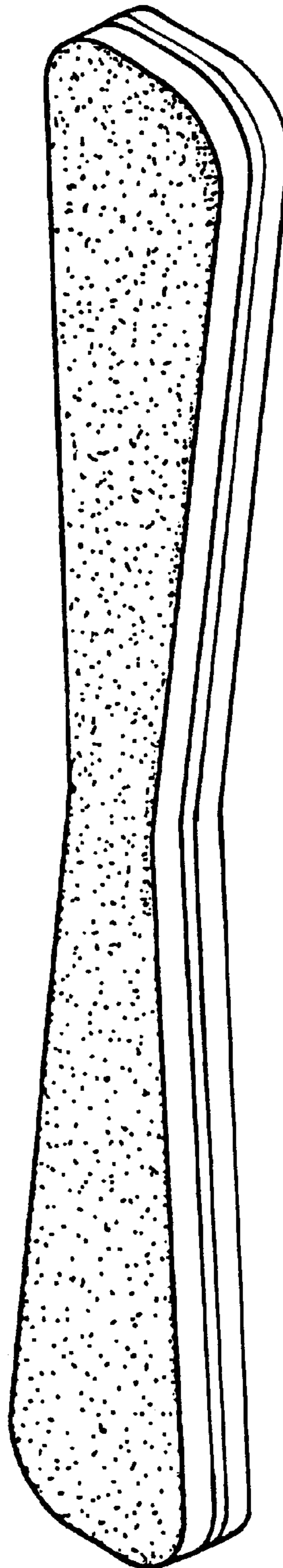


FIG. 14



FIG. 18



FIG. 16

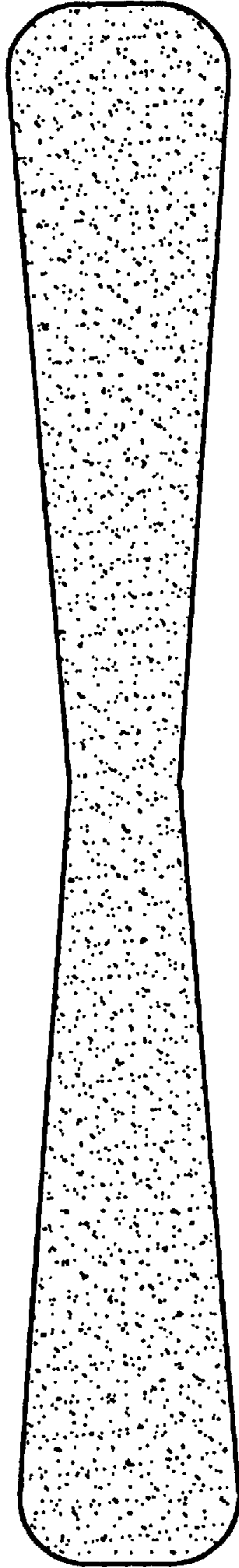


FIG. 15



FIG. 17



FIG. 19

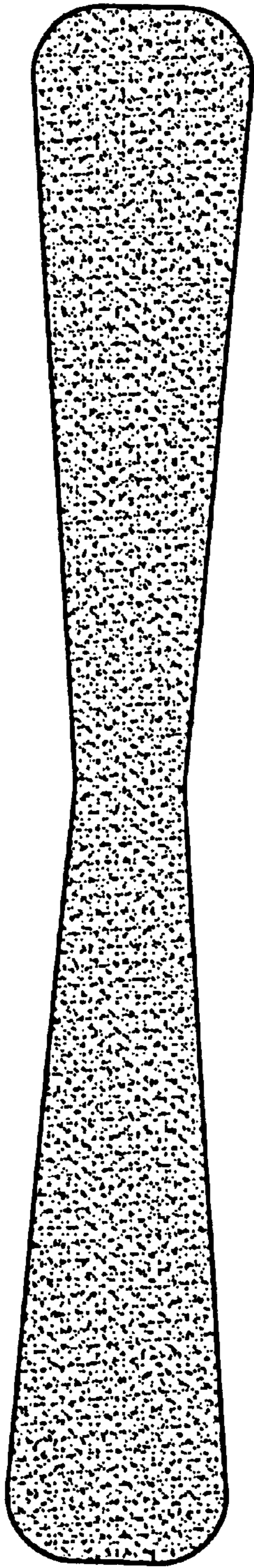


FIG. 20

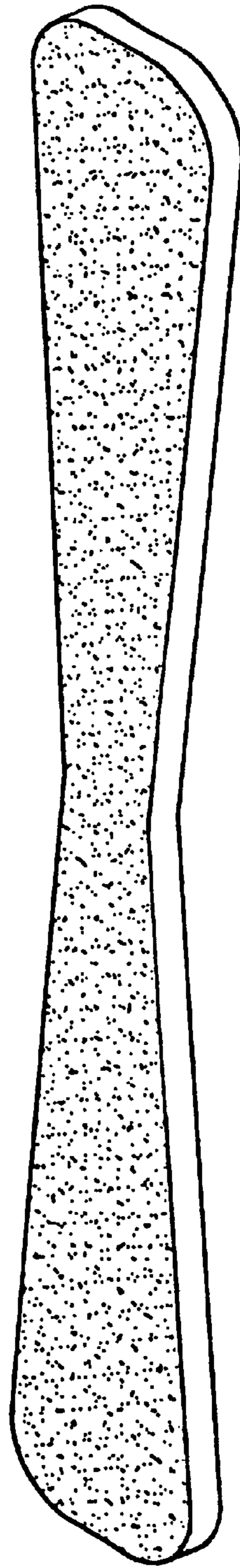


FIG. 21



FIG. 25



FIG. 23

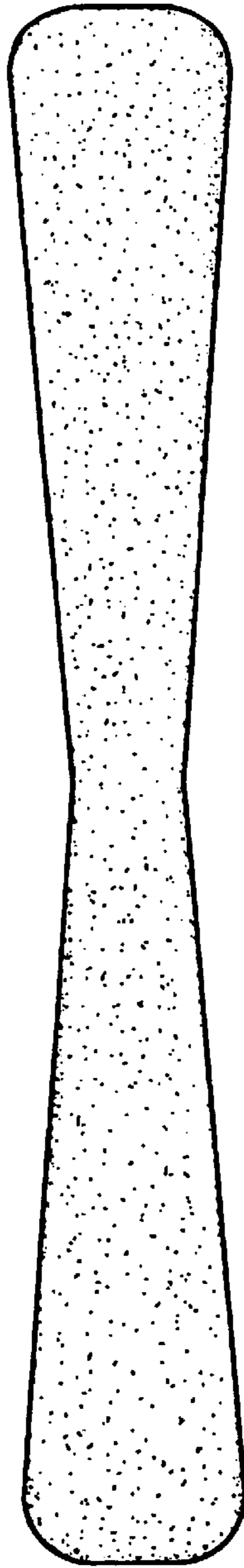


FIG. 22



FIG. 24



FIG. 26

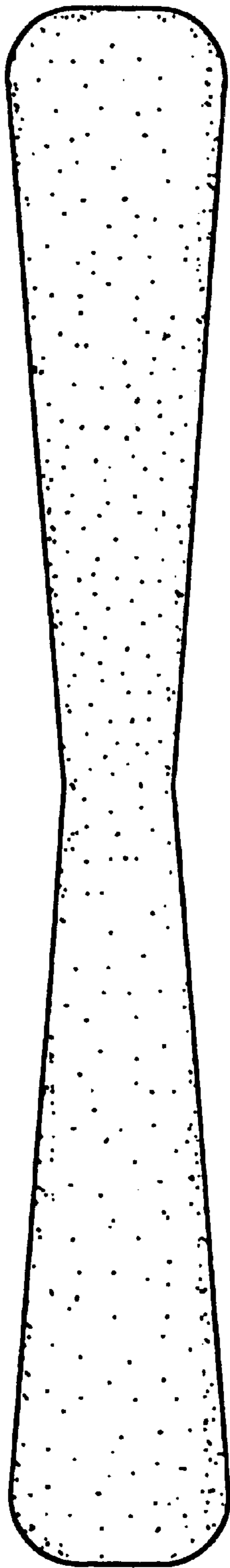


FIG. 27

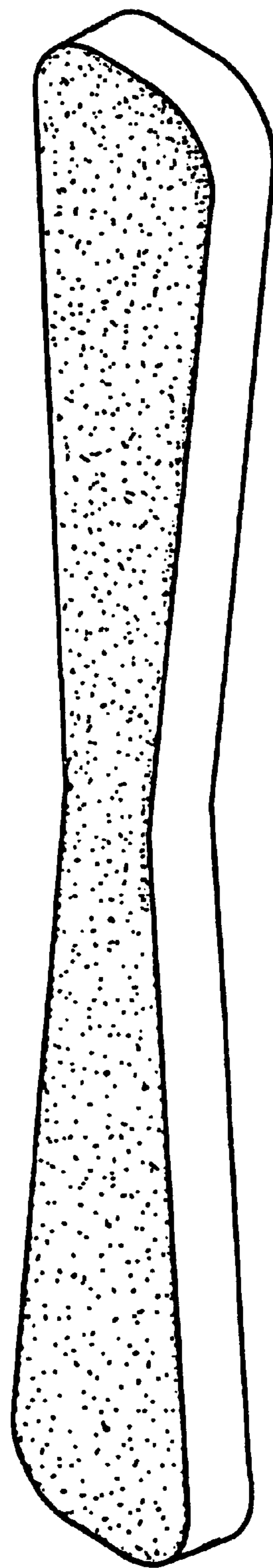


FIG. 28

FIG. 32



FIG. 30

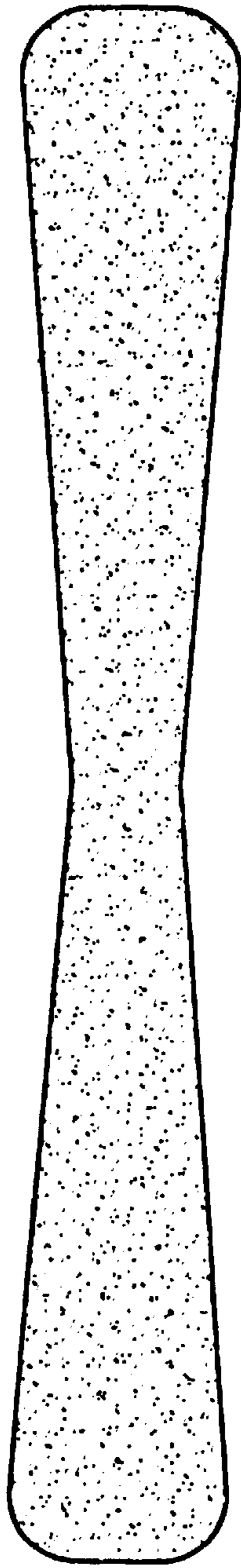


FIG. 29



FIG. 31

FIG. 33

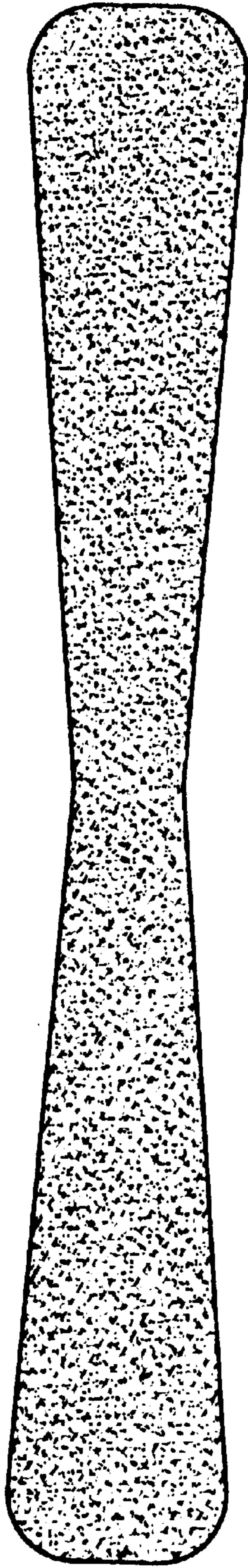


FIG. 34

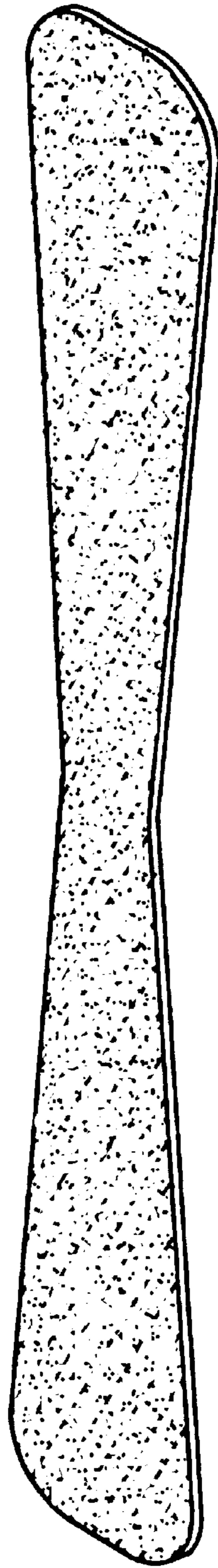


FIG. 35

FIG. 39



FIG. 37

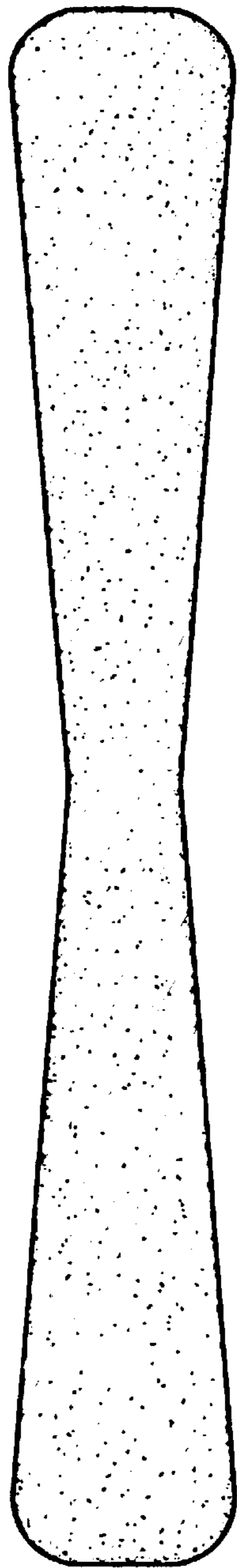


FIG. 36



FIG. 38

FIG. 40

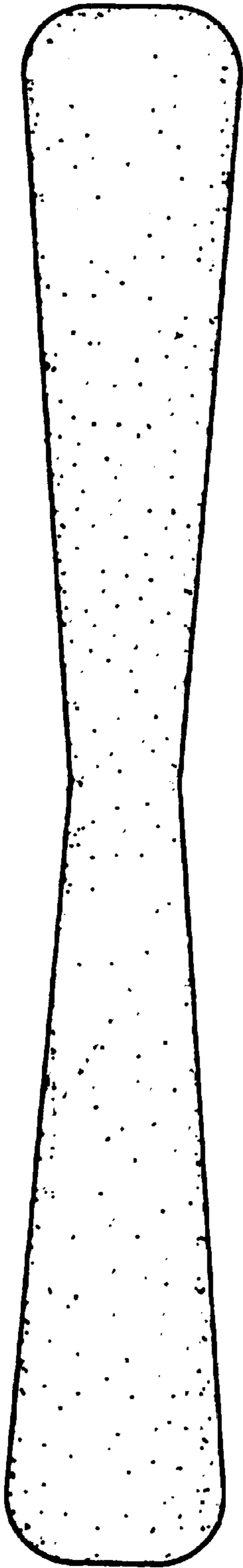


FIG. 41

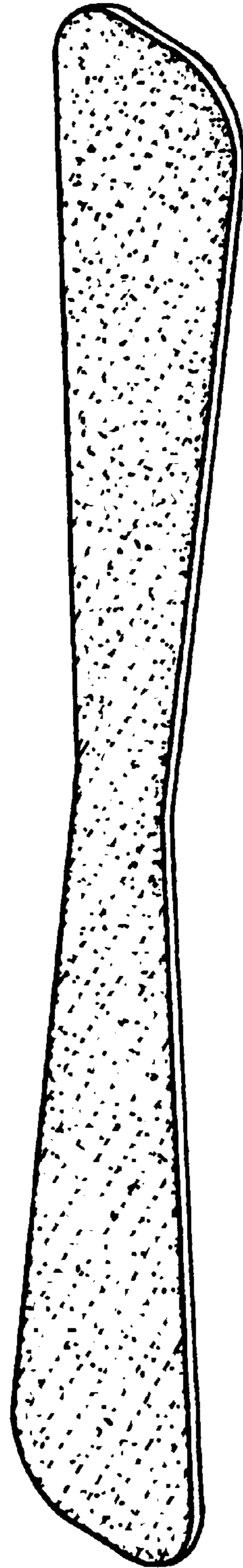


FIG. 42