



US00D456096S

(12) **United States Design Patent** (10) **Patent No.:** **US D456,096 S**
Rizzuto, Jr. et al. (45) **Date of Patent:** **** Apr. 23, 2002**

(54) **HAIR CLIPPER**
 (75) Inventors: **Leandro P. Rizzuto, Jr.**, Sheridan, WY (US); **Kam Fai Fung**; **Brenda P. K. Yue**, both of Hong Kong (CN)
 (73) Assignee: **Conair Corporation**, Stamford, CT (US)
 (**) Term: **14 Years**

(21) Appl. No.: **29/140,238**
 (22) Filed: **Apr. 13, 2001**
 (51) **LOC (7) Cl.** **28-03**
 (52) **U.S. Cl.** **D28/53**
 (58) **Field of Search** D28/49-54; 30/34.05, 30/34.1, 34.2, 42, 43, 43.1-43.9, 43.91, 43.92, 44, 45, 195-223

(56) **References Cited**

U.S. PATENT DOCUMENTS

2,484,610	A	10/1949	Cromonic	30/223
3,245,145	A	* 4/1966	Buford	30/43.5
3,659,180	A	4/1972	Urbush	320/115
3,967,372	A	7/1976	Beck et al.	30/34.1
3,986,258	A	10/1976	Liedtke	30/30
4,776,095	A	10/1988	Tsujimoto et al.	30/201
5,050,305	A	9/1991	Baker et al.	30/201
5,165,172	A	11/1992	Weinrauch	30/199
5,386,634	A	2/1995	Ogle et al.	30/208
5,579,581	A	12/1996	Melton	30/223
5,606,799	A	3/1997	Melton	30/216
5,699,616	A	12/1997	Ogawa	30/201
D413,182	S	* 8/1999	Smith	D28/53
5,970,616	A	10/1999	Wahl et al.	30/216
D417,931	S	* 12/1999	Lebherz	D28/53

D432,265	S	10/2000	Kling et al.	D28/53
D436,229	S	* 1/2001	Eguchi et al.	D28/53

FOREIGN PATENT DOCUMENTS

DE	198 59 017	2/2000		
GB	2083750	* 5/1999	28/3
WO	WO 00/37225	6/2000		
WO	WO 00/37226	6/2000		

OTHER PUBLICATIONS

Hong Kong Enterprise Oct. 1996 p. 667: item No. SF-688.*
 * cited by examiner

Primary Examiner—Ted Shooman
Assistant Examiner—C Tuttle
 (74) *Attorney, Agent, or Firm*—Ohlandt, Greeley, Ruggiero & Perle LLP

(57) **CLAIM**

The ornamental design for the hair clipper, as shown and described in the accompanying figures.

DESCRIPTION

FIG. 1 is a perspective view of a hair clipper according to the present invention;
 FIG. 2 is a front view of the hair clipper of FIG. 1;
 FIG. 3 is a rear view of the hair clipper of FIG. 1;
 FIG. 4 is a left side view of the hair clipper of FIG. 1;
 FIG. 5 is a right side view, of the hair clipper of FIG. 1;
 FIG. 6 is a top view of the hair clipper of FIG. 1; and,
 FIG. 7 is a bottom view of the hair clipper of FIG. 1.
 The structures shown in broken lines in FIGS. 1 and 6 are for illustrative purposes only and form no part of the claimed design.

1 Claim, 4 Drawing Sheets

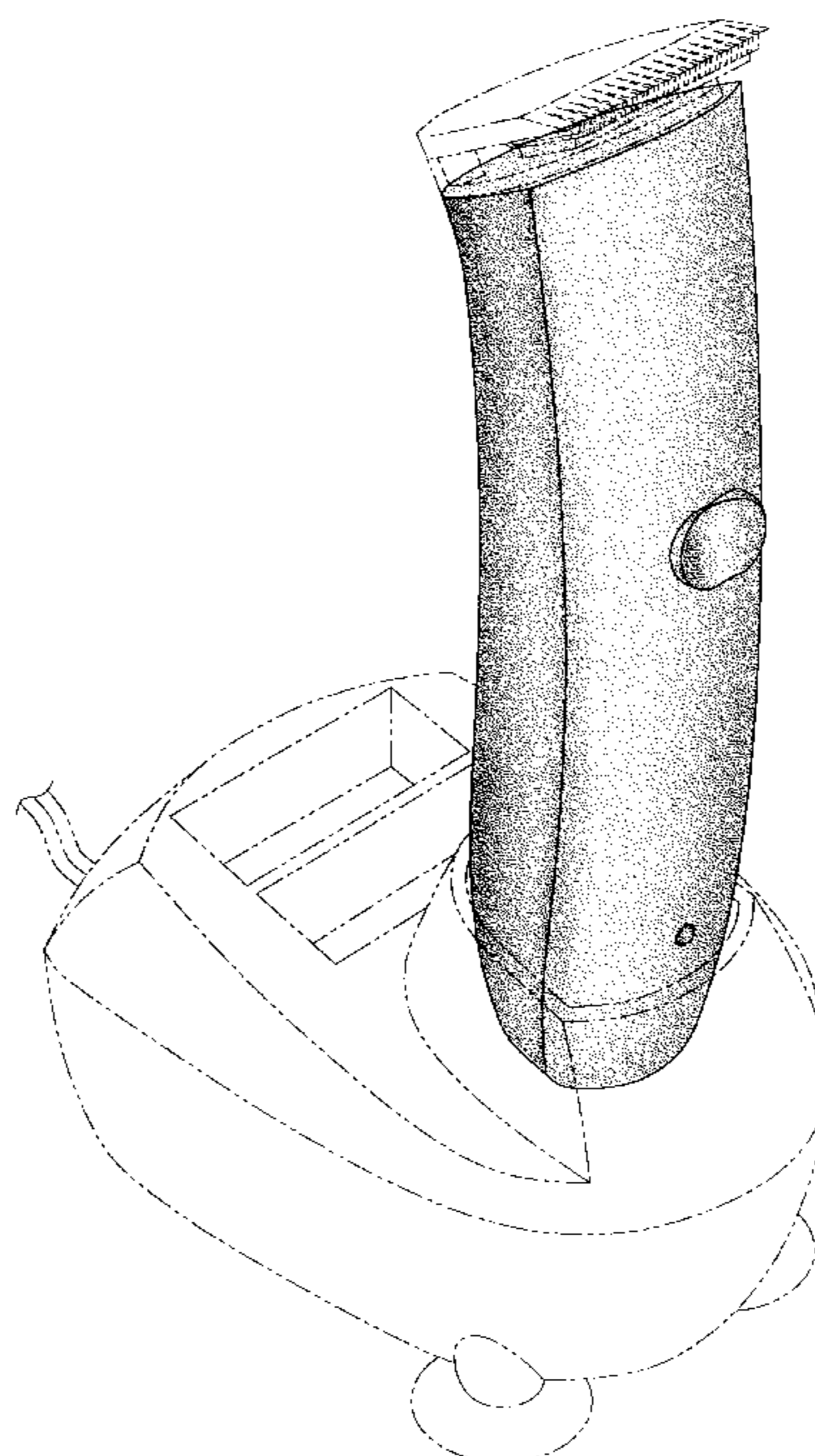
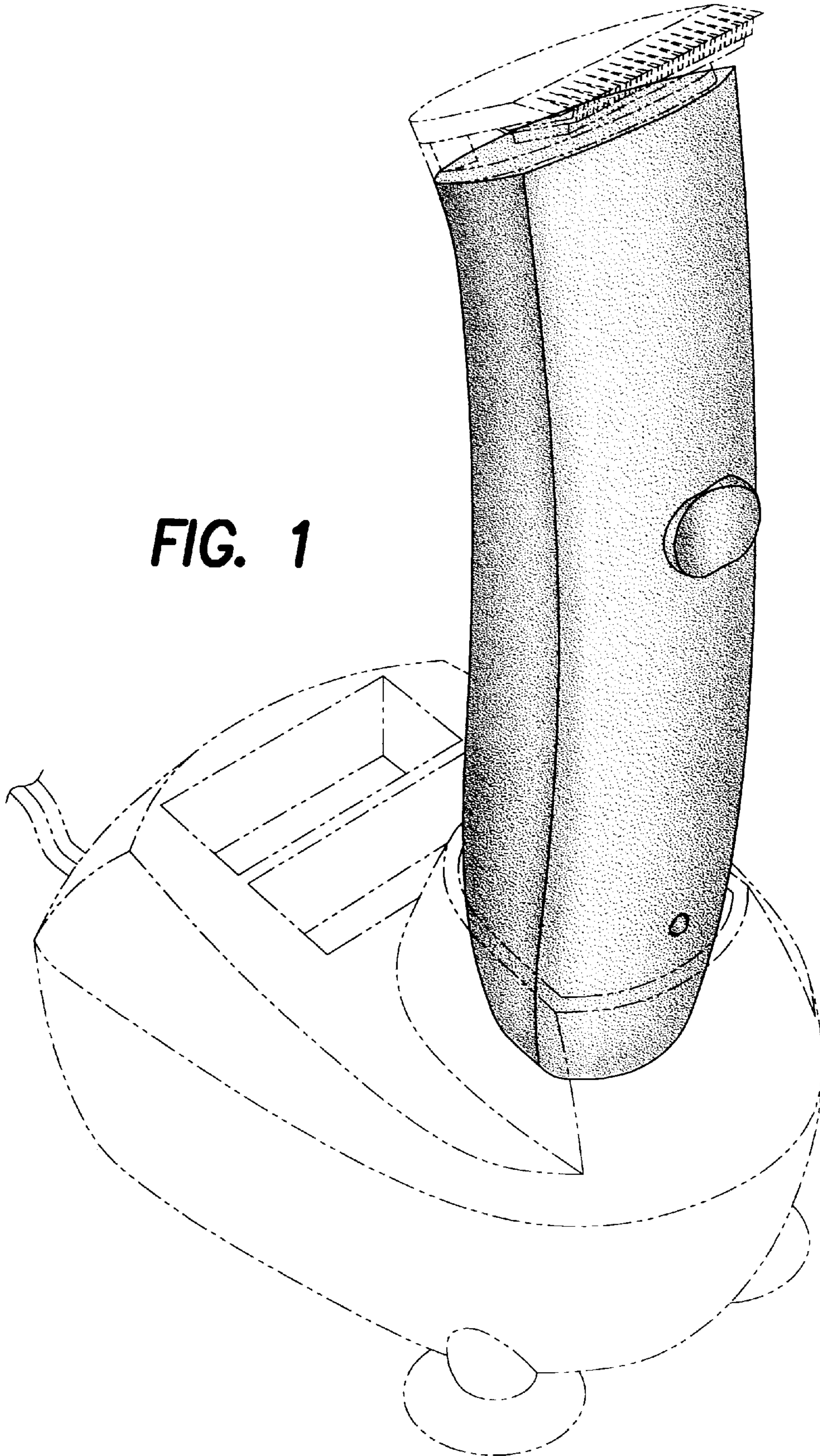


FIG. 1






FIG. 2




FIG. 3

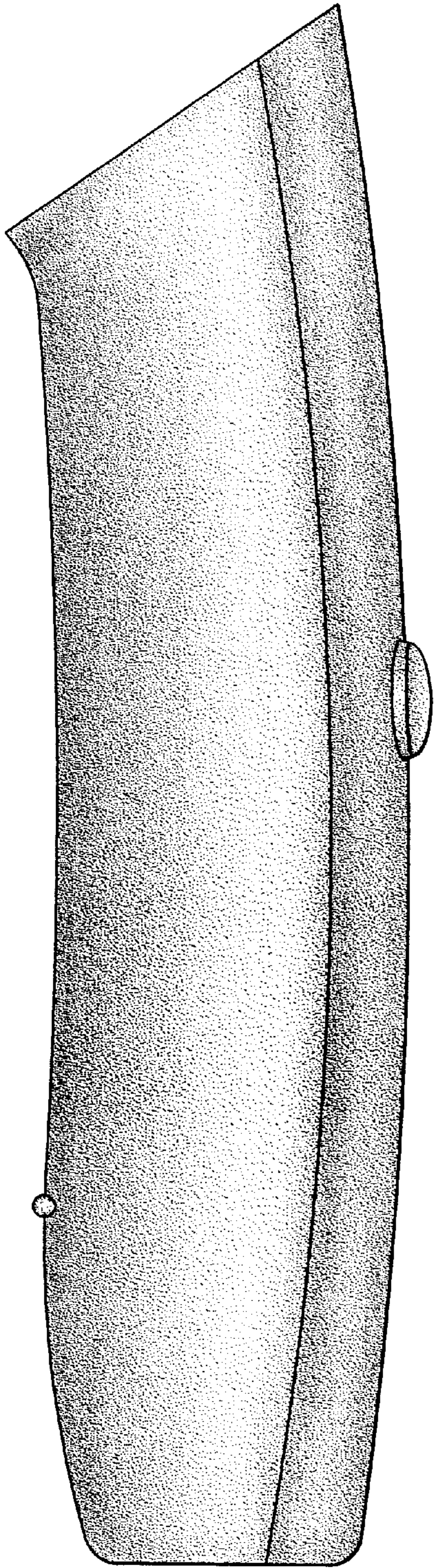


FIG. 4

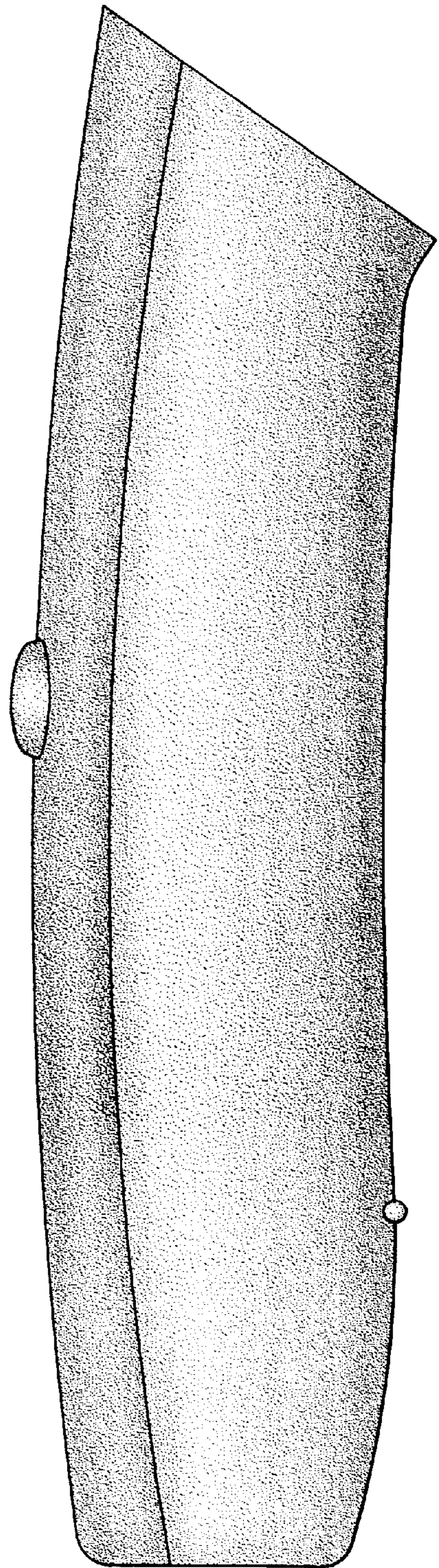


FIG. 5

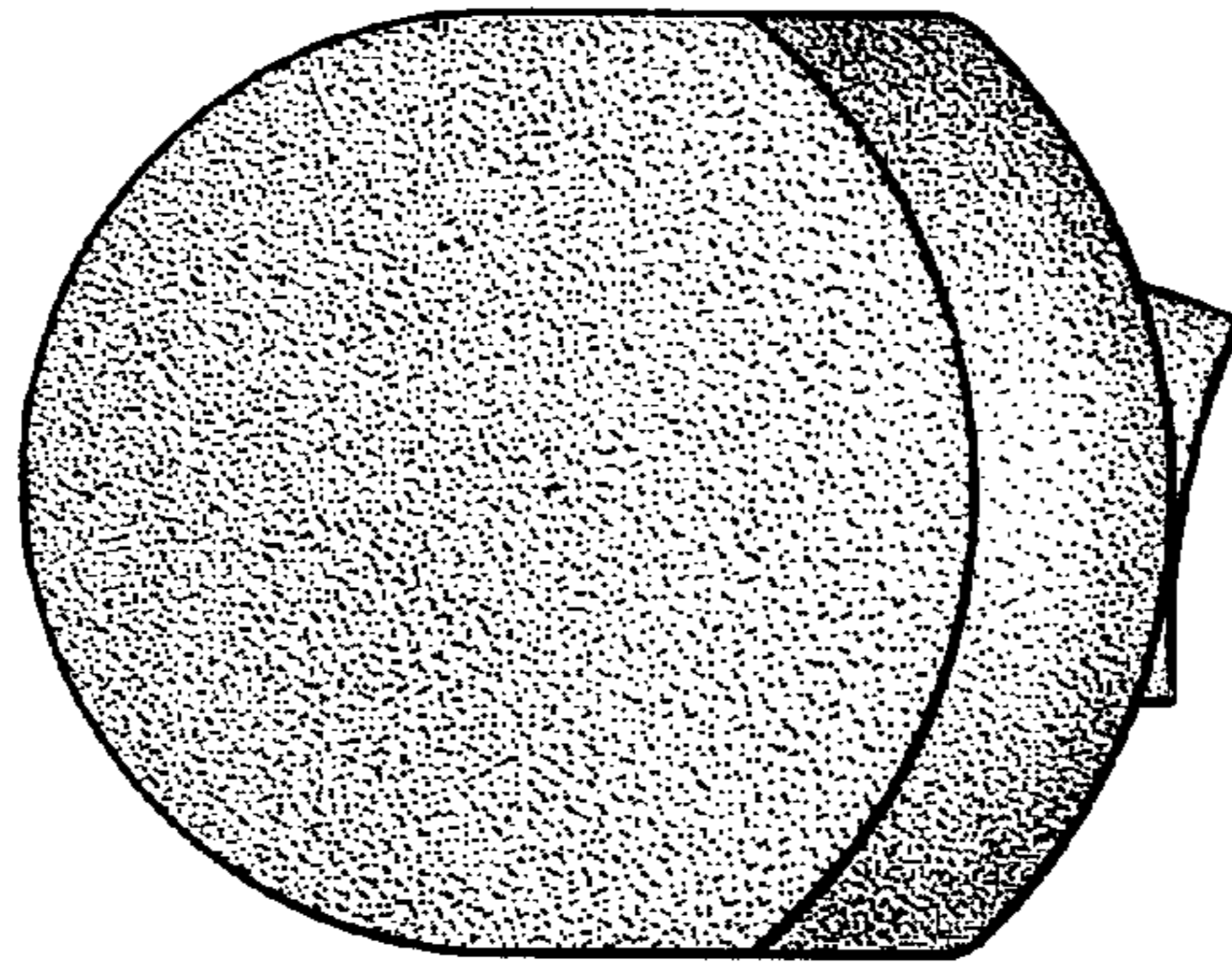


FIG. 6

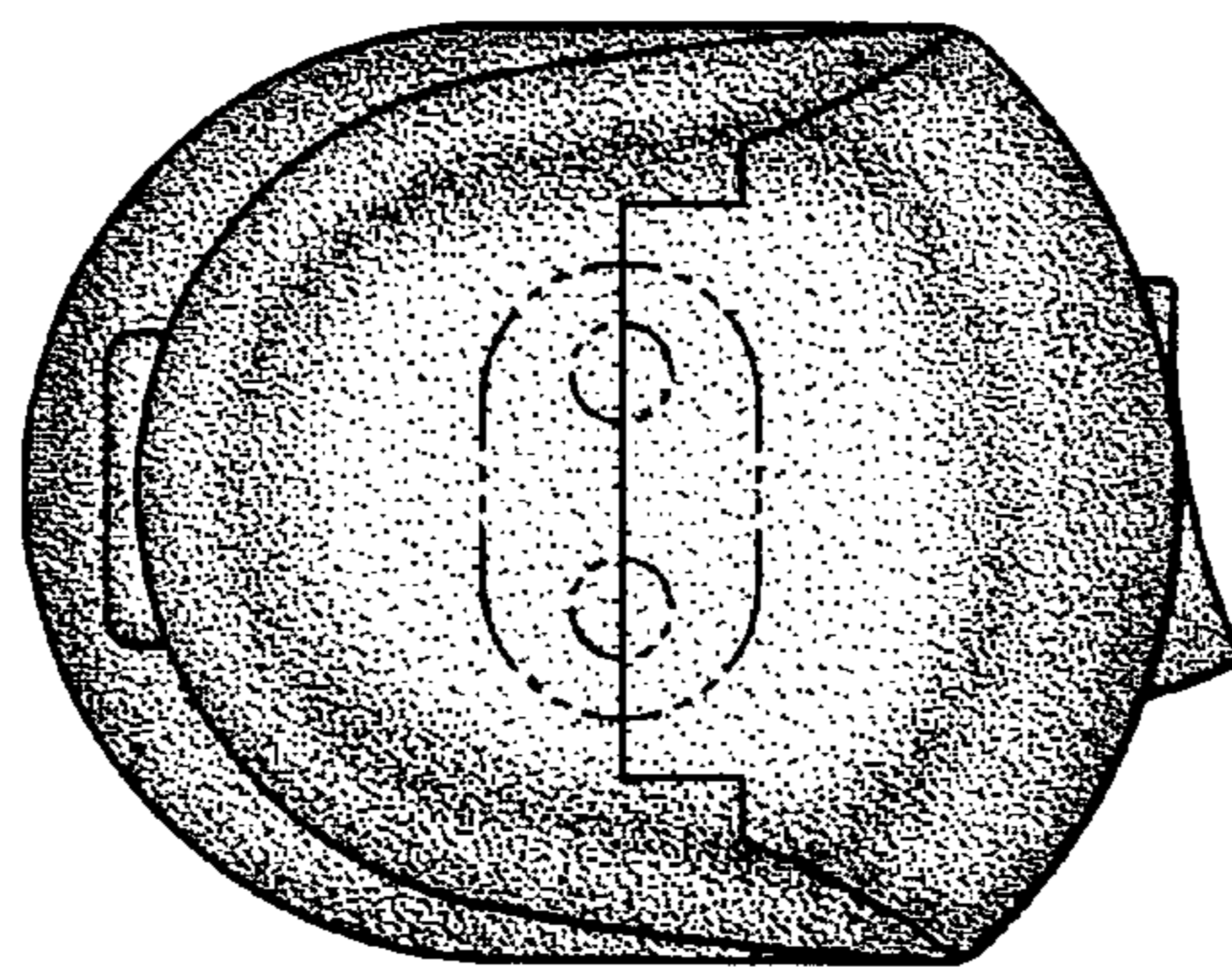


FIG. 7