



US00D456095S

(12) **United States Design Patent**
Wagenknecht et al.

(10) **Patent No.:** **US D456,095 S**

(45) **Date of Patent:** **** Apr. 23, 2002**

(54) **BEARD TRIMMER WITH COMB**

FOREIGN PATENT DOCUMENTS

(75) Inventors: **Christine Marie Wagenknecht**,
Milledgeville, IL (US); **Ivan Brousseau**,
Montreal (CA)

JP 31351 * 3/1979 30/201
JP 54100860 8/1979

OTHER PUBLICATIONS

(73) Assignee: **Wahl Clipper Corporation**, Sterling,
IL (US)

Housewares Jan. 1, 1989, p. 96: trimmer shown by arrow.*
Brochure for *AGR Professional Rechargeable Animal Clipper with Sensa-Charge*, 1996.

(**) Term: **14 Years**

Brochure for *BGR the Rechargeable Clipper by Andis*, 1996.
Brochure for *Norelco Professional Hairstyling Clipper*, 1997.

(21) Appl. No.: **29/080,915**

Packaging for "Roger" hair clipper.

(22) Filed: **Dec. 19, 1997**

* cited by examiner

(51) **LOC (7) Cl.** **28-03**

Primary Examiner—Ted Shooman

(52) **U.S. Cl.** **D28/53**

Assistant Examiner—C Tuttle

(58) **Field of Search** D28/44-45, 48-53;
30/145-221, 30, 31, 34.1, 42, 43, 43.1,
43.2, 43.3, 526

(74) *Attorney, Agent, or Firm*—Greer, Burns & Crain, Ltd.

(57) **CLAIM**

(56) **References Cited**

The ornamental design for a beard trimmer with comb, as shown and described.

U.S. PATENT DOCUMENTS

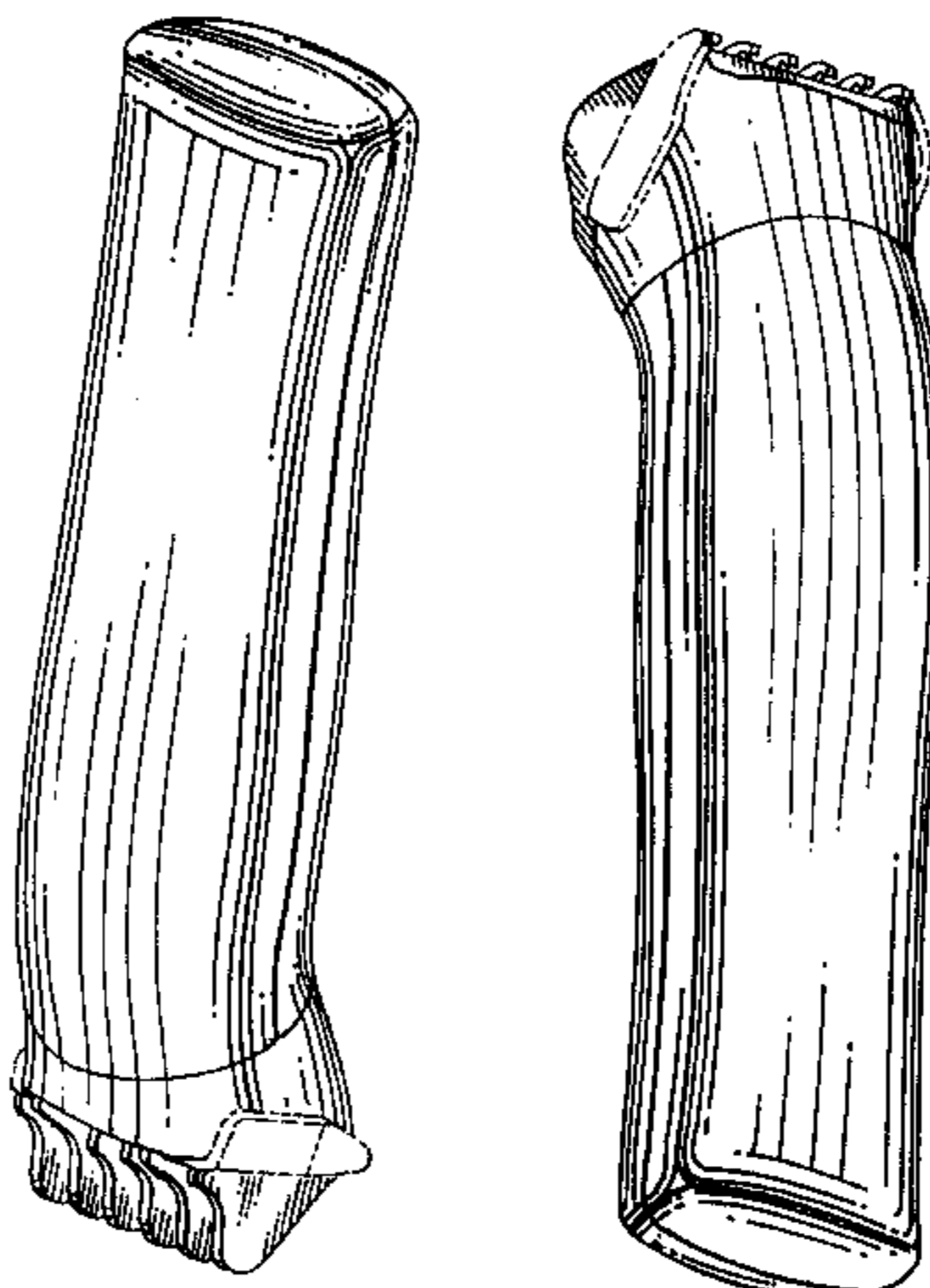
DESCRIPTION

1,676,001	A	*	7/1928	Aron	30/43.1	X
2,201,349	A	*	5/1940	Scruggs	30/43	
D199,675	S		12/1964	Dreyfuss	D28/53	
D214,414	S		6/1969	Madl	D28/53	
D215,683	S	*	10/1969	Carpenter	D28/53	
D283,736	S	*	5/1986	Wahl et al.	D28/53	
4,622,745	A	*	11/1986	Wahl	30/201	
D295,684	S		5/1988	Muller	D28/53	
D305,074	S	*	12/1989	Mockovak	D28/53	
D306,917	S		3/1990	Terasawa et al.	D28/53	
D320,673	S	*	10/1991	Sterk	D28/52	
5,165,172	A		11/1992	Weinrauch	30/199	
D345,792	S	*	4/1994	Van Asten	D28/44.1	
D353,021	S		11/1994	Newman	D28/50	
5,367,772	A	*	11/1994	Ogawa	30/201	
D360,054	S		7/1995	Kip	D28/51	
5,459,927	A		10/1995	Kauer et al.	30/43.1	
D365,174	S		12/1995	Ching	D28/50	
D369,436	S		4/1996	Barker	D28/53	
5,508,123	A		4/1996	Fan	429/96	
5,539,984	A		7/1996	Ikuta et al.	30/43.92	
5,625,950	A		5/1997	Sterk et al.	30/43.6	
D383,247	S		9/1997	Schulz	D28/50	
D383,566	S		9/1997	Bone	D28/50	
D386,822	S		11/1997	Van Scoyoc et al.	D28/49	
D405,923	S	*	2/1999	Yang	D28/53	

FIG. 1 is an inverted perspective view of the present new design of a beard trimmer with a comb, with the comb rotated to a first position;
 FIG. 2 is a bottom view of FIG. 1;
 FIG. 3 is a front view of FIG. 1;
 FIG. 4 is a rear view of FIG. 1;
 FIG. 5 is a side view of FIG. 1, the opposite side being a mirror image thereof;
 FIG. 6 is a top view of FIG. 1;
 FIG. 7 is a bottom view of the of the present trimmer with the comb rotated to a second position (which is 180° from the first position);
 FIG. 8 is a front view of FIG. 7 with the comb in the second position;
 FIG. 9 is a rear view of FIG. 7;
 FIG. 10 is a side elevational view of FIG. 7, the opposite side being a mirror image thereof;
 FIG. 11 is a top view of FIG. 7; and,
 FIG. 12 is a perspective view of FIG. 7.

The broken lines representing the overhanging flaps on the comb are for illustrative purposes only and form no part of the claimed design.

1 Claim, 5 Drawing Sheets






Fig. 1

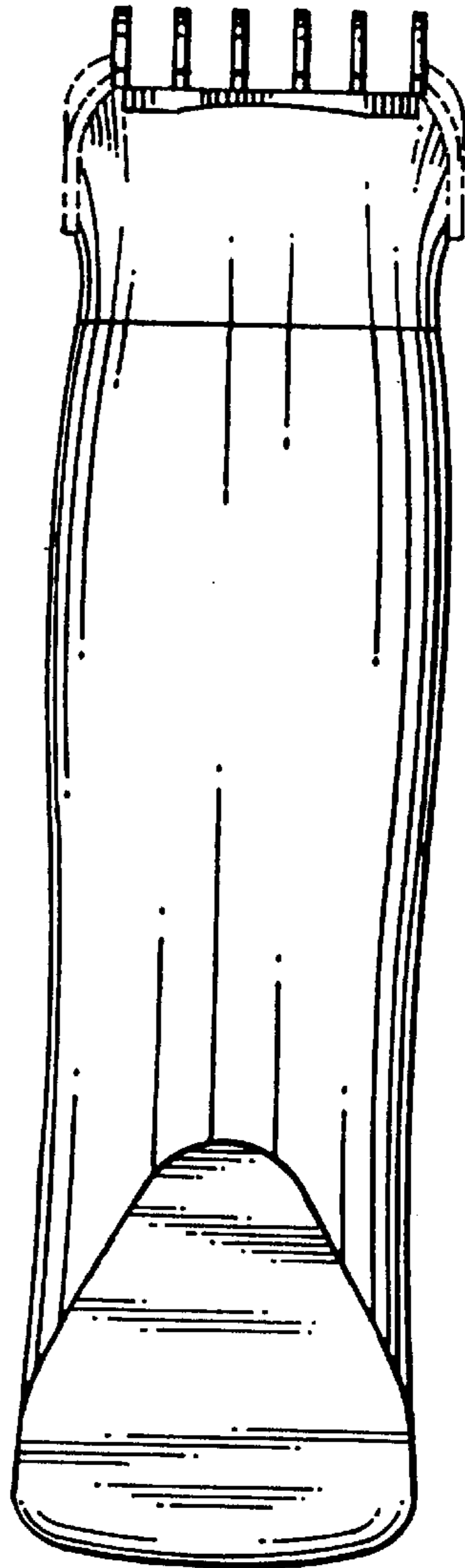


Fig. 2

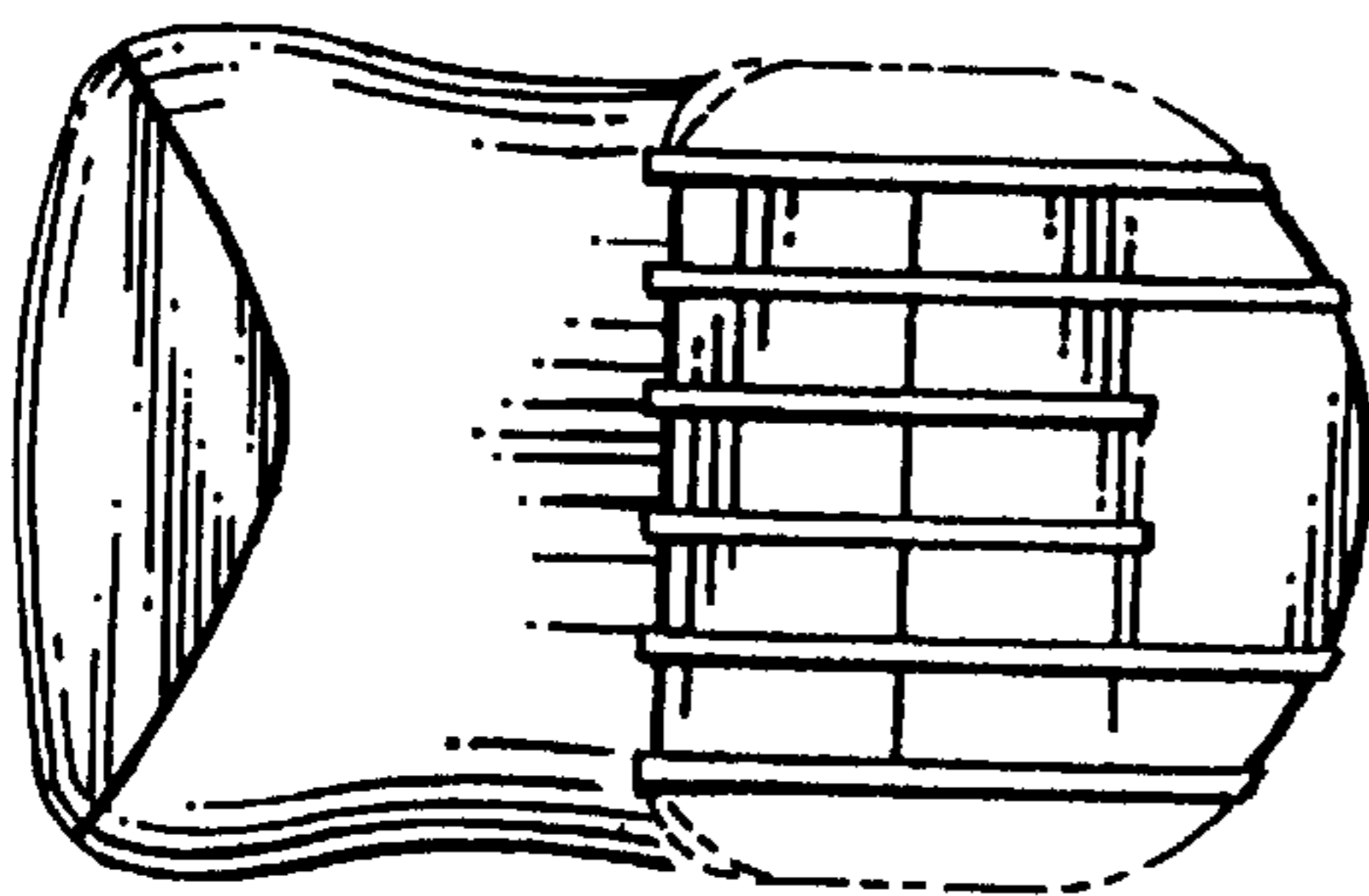


Fig. 3

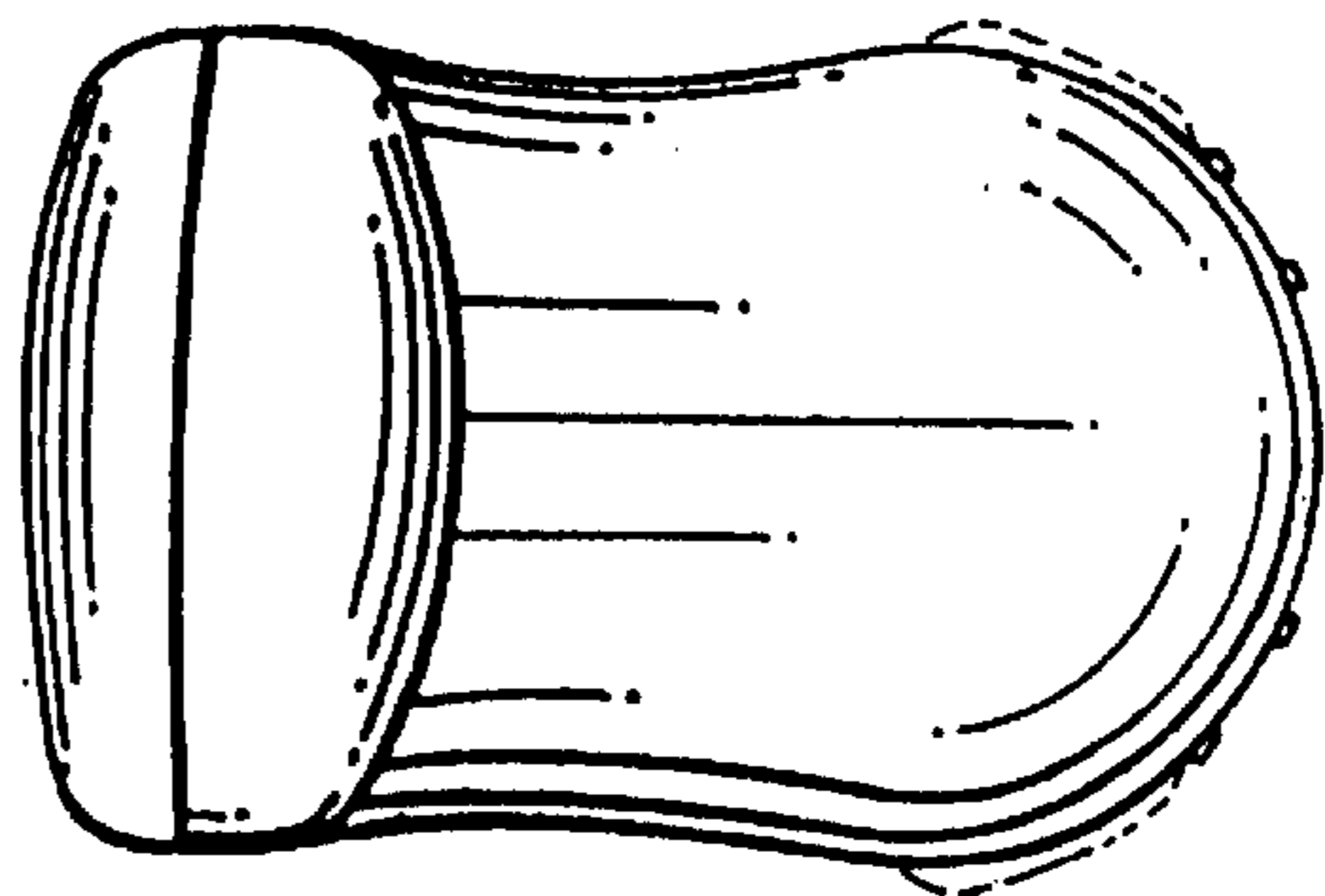


Fig. 4

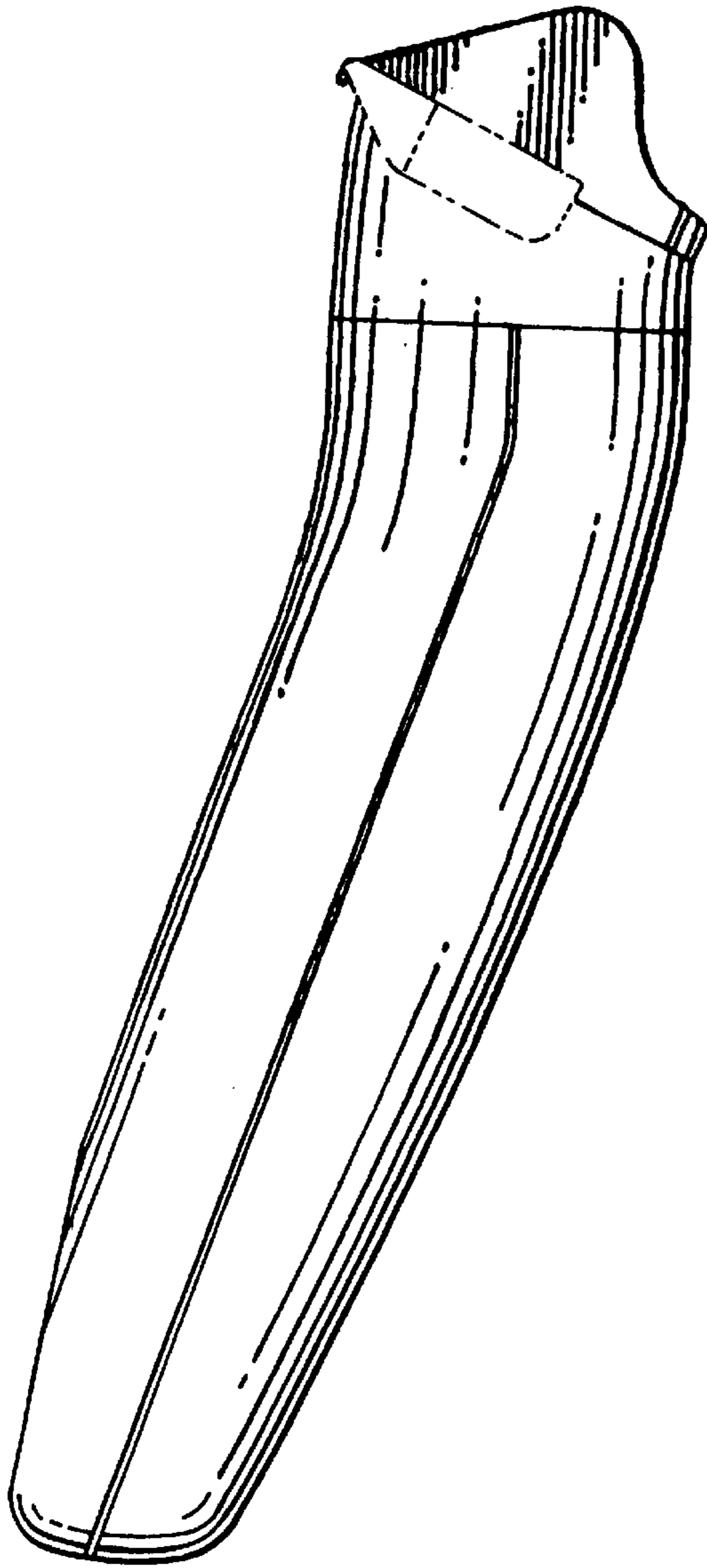


Fig. 5

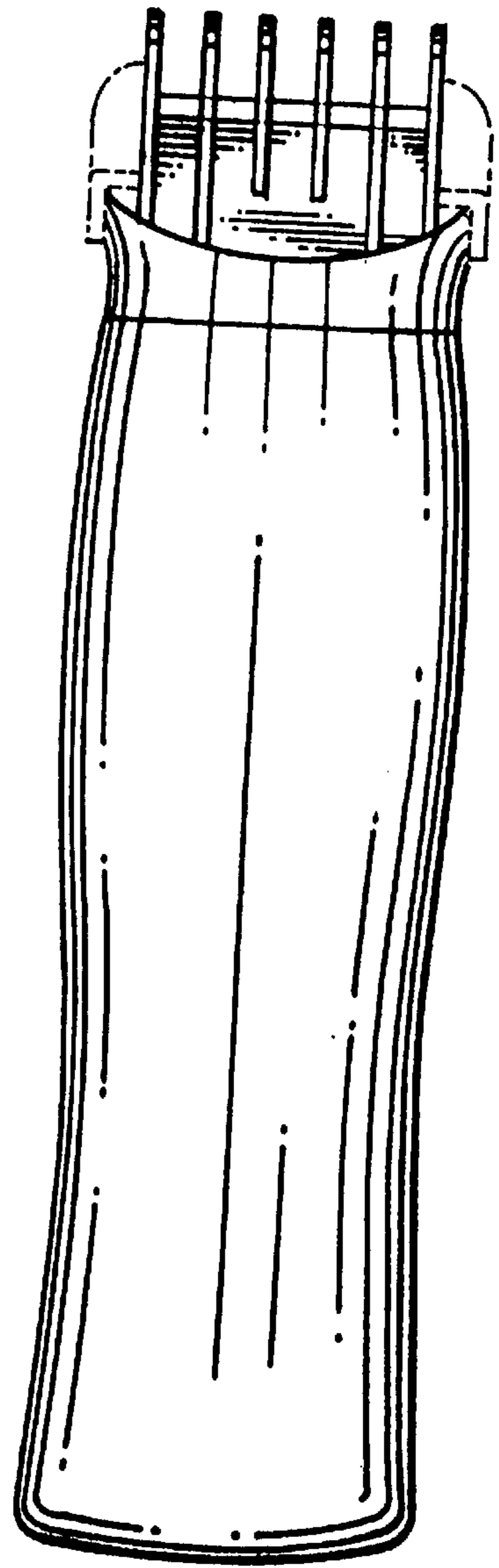


Fig. 6

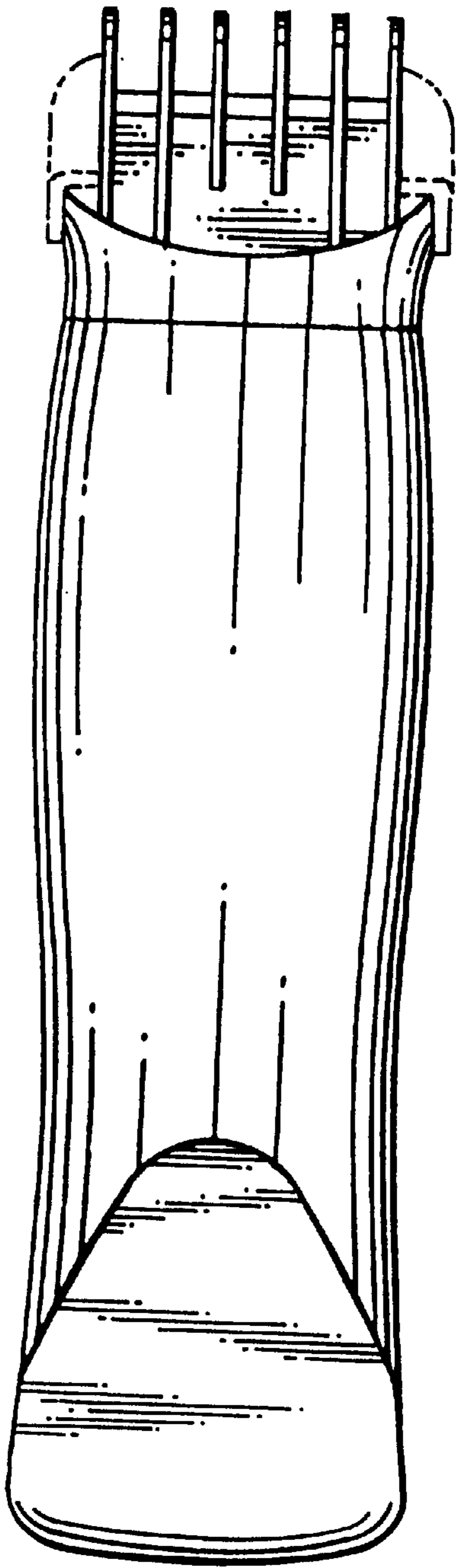


Fig. 7

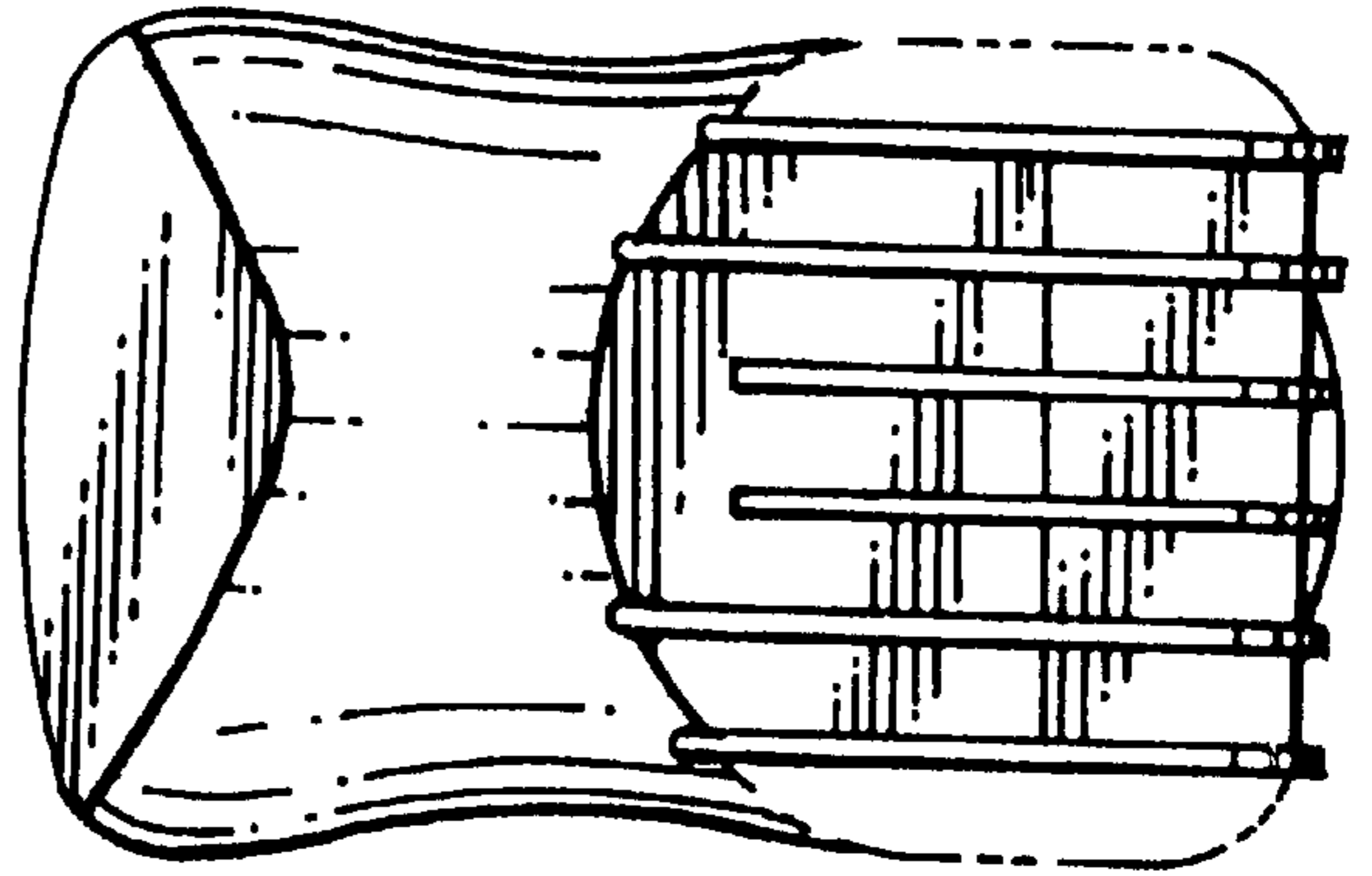


Fig. 8

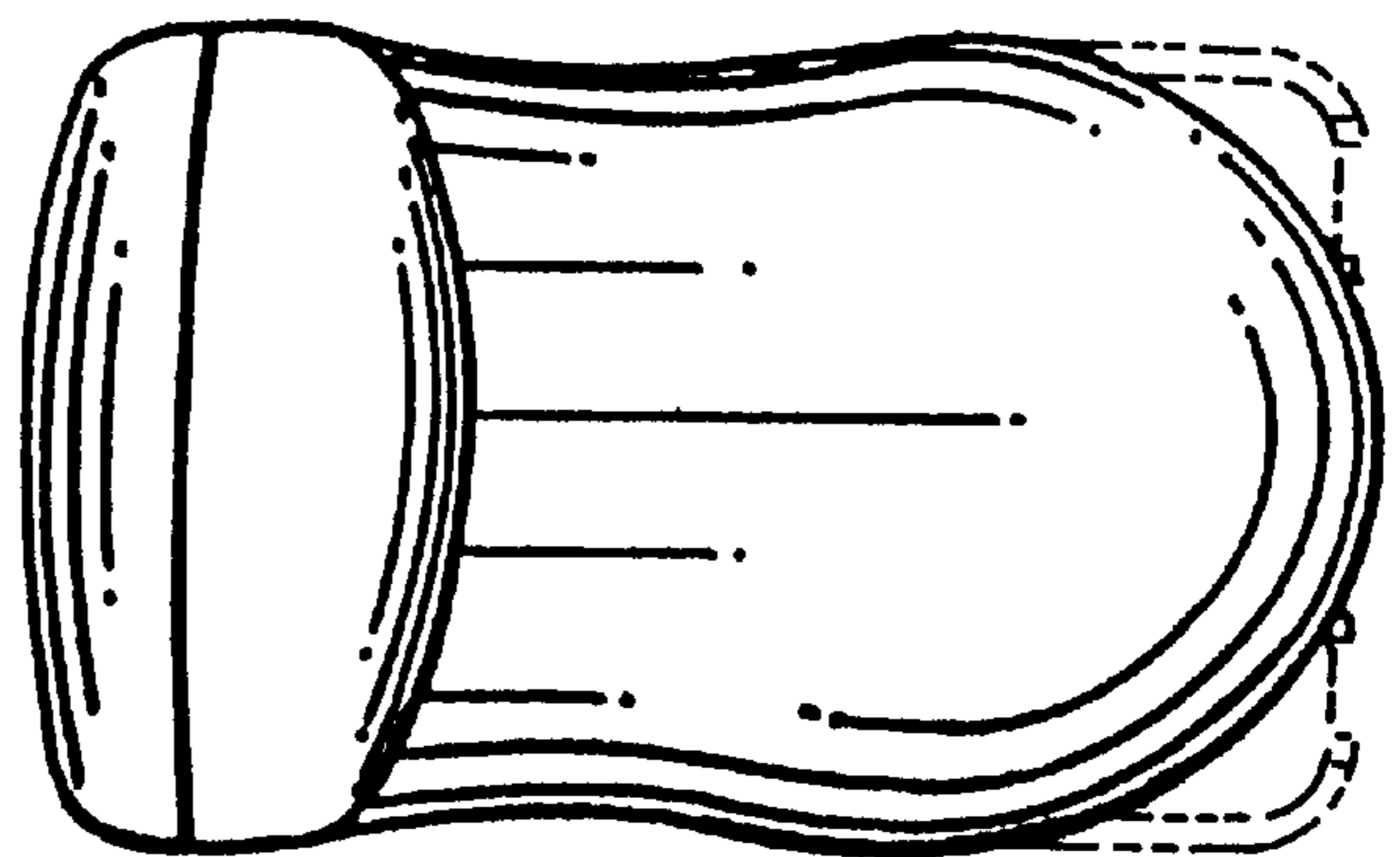


Fig. 9

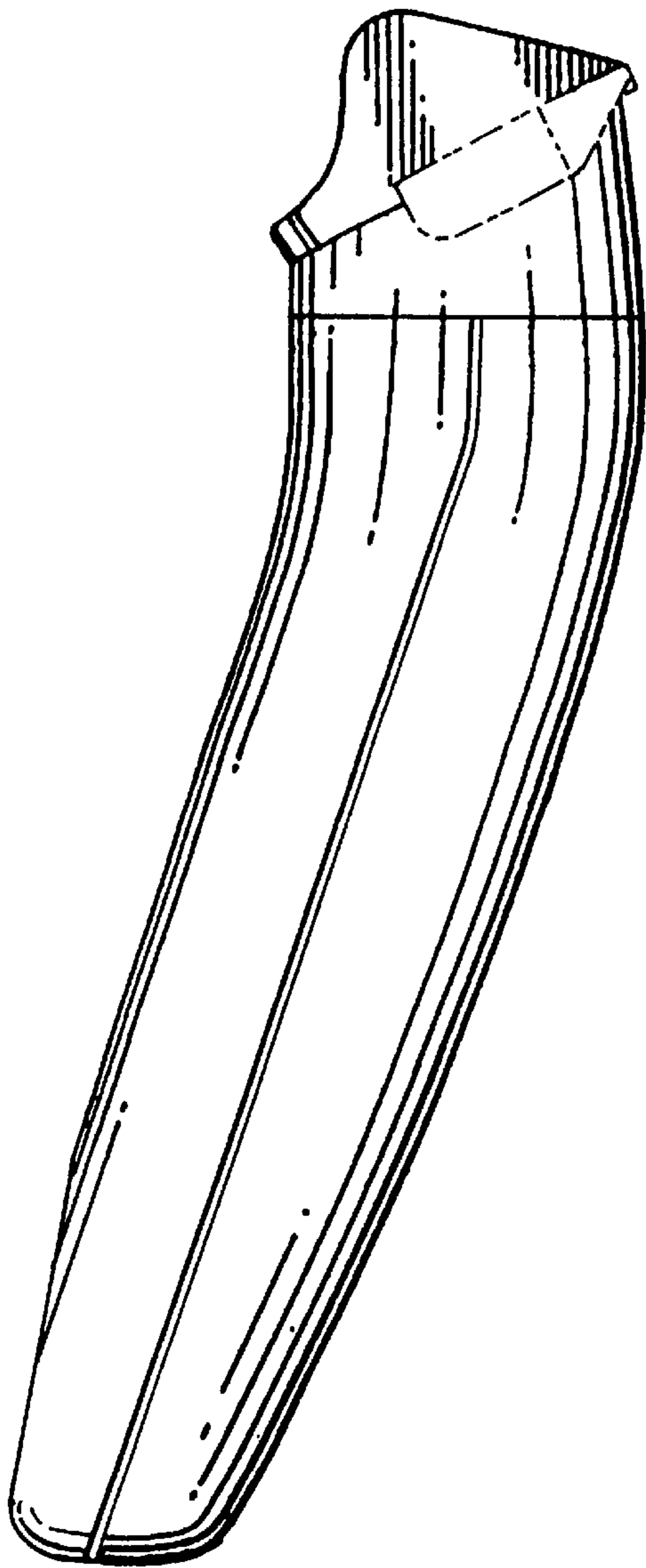


Fig. 10

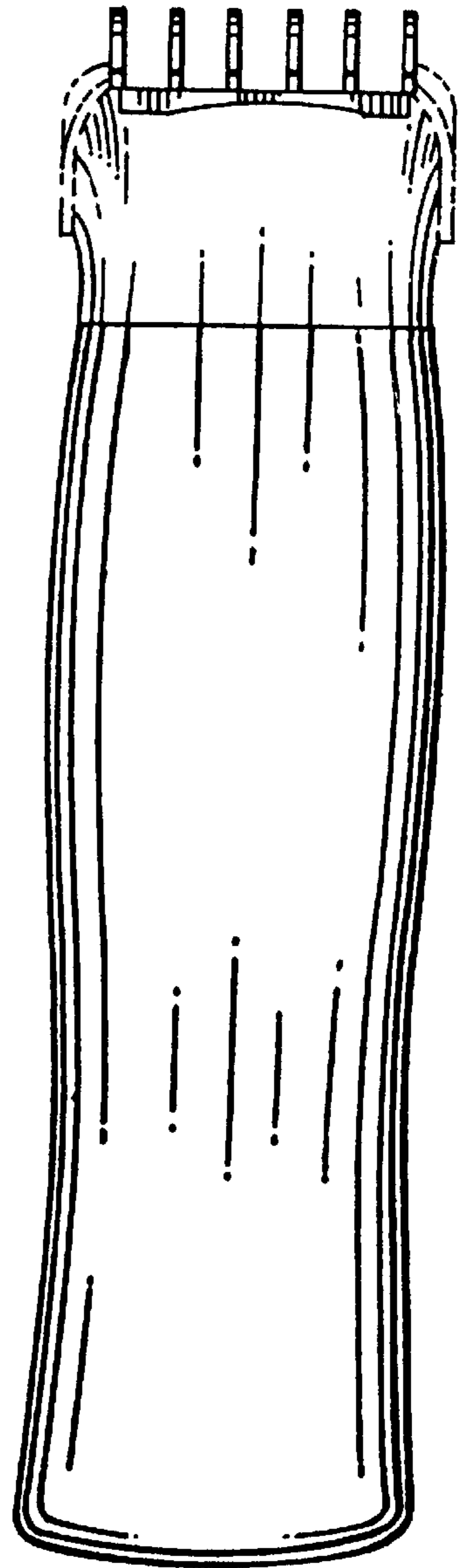


Fig. 11

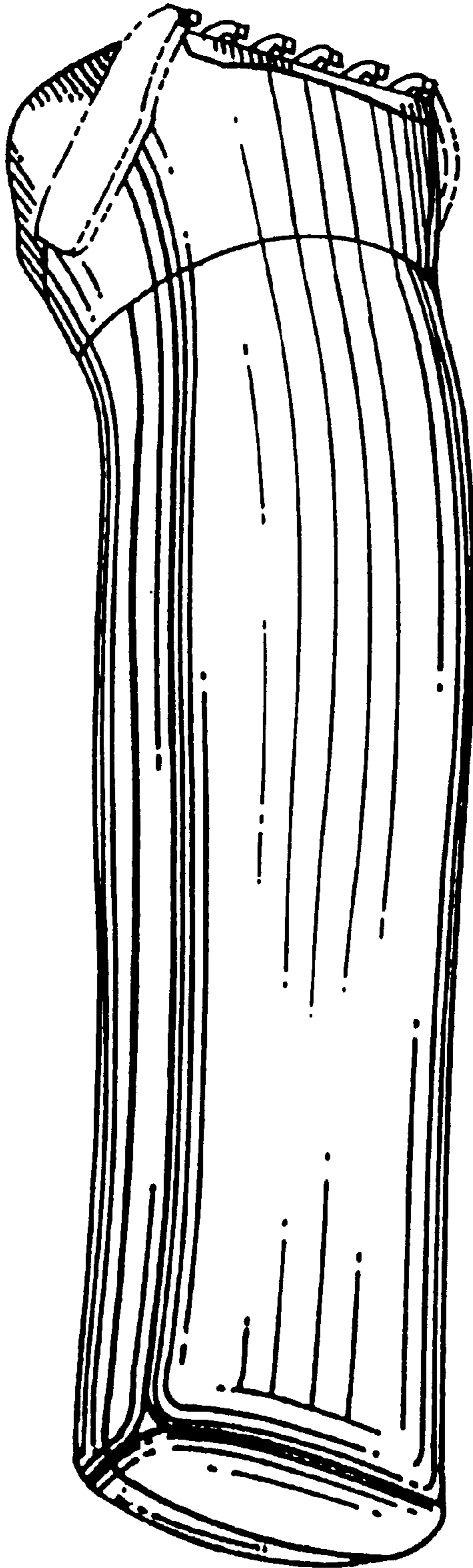


Fig. 12

UNITED STATES PATENT AND TRADEMARK OFFICE
CERTIFICATE OF CORRECTION

PATENT NO. : Des. 456,095 S
DATED : April 23, 2002
INVENTOR(S) : Wagenknecht et al.

Page 1 of 7

It is certified that error appears in the above-identified patent and that said Letters Patent is hereby corrected as shown below:

Title page should be deleted and replaced with the attached title page.

Title page.

Item [75], Inventors, delete inventor "**Broussea**" and insert -- **Brousseau** -- therefor.

Drawings.

Figs. 1-12 should be replaced as attached on sheets 1-5.

Signed and Sealed this

Twenty-second Day of July, 2003

A handwritten signature in black ink, appearing to read "James E. Rogan", with a horizontal line drawn underneath it.

JAMES E. ROGAN
Director of the United States Patent and Trademark Office

(12) **United States Design Patent** (10) Patent No.: **US D456,095 S**
Wagenknecht et al. (45) Date of Patent: **** Apr. 23, 2002**

(54) **BEARD TRIMMER WITH COMB**

FOREIGN PATENT DOCUMENTS

(75) Inventors: **Christine Marie Wagenknecht**,
Milledgeville, IL (US); **Ivan Brousseau**,
Montreal (CA)

JP 31351 * 3/1979 30/201
JP 54100860 8/1979

OTHER PUBLICATIONS

(73) Assignee: **Wahl Clipper Corporation**, Sterling,
IL (US)

Housewares Jan. 1, 1989, p. 96: trimmer shown by arrow.*
Brochure for *AGR Professional Rechargeable Animal Clipper with Sensa-Charge*, 1996.
Brochure for *BGR the Rechargeable Clipper by Andis*, 1996.
Brochure for *Norelco Professional Hairstyling Clipper*, 1997.
Packaging for "Roger" hair clipper.

(***) Term: **14 Years**

* cited by examiner

(21) Appl. No.: **29/080,915**

Primary Examiner—Ted Shooman

(22) Filed: **Dec. 19, 1997**

Assistant Examiner—C Tuttle

(51) LOC (7) Cl. **28-03**

(52) U.S. Cl. **D28/53**

(58) Field of Search D28/44-45, 48-53;
30/145-221, 30, 31, 34.1, 42, 43, 43.1,
43.2, 43.3, 526

(74) Attorney, Agent, or Firm—Greer, Burns & Crain, Ltd.

(57) **CLAIM**

(56) **References Cited**

The ornamental design for a beard trimmer with comb, as shown and described.

U.S. PATENT DOCUMENTS

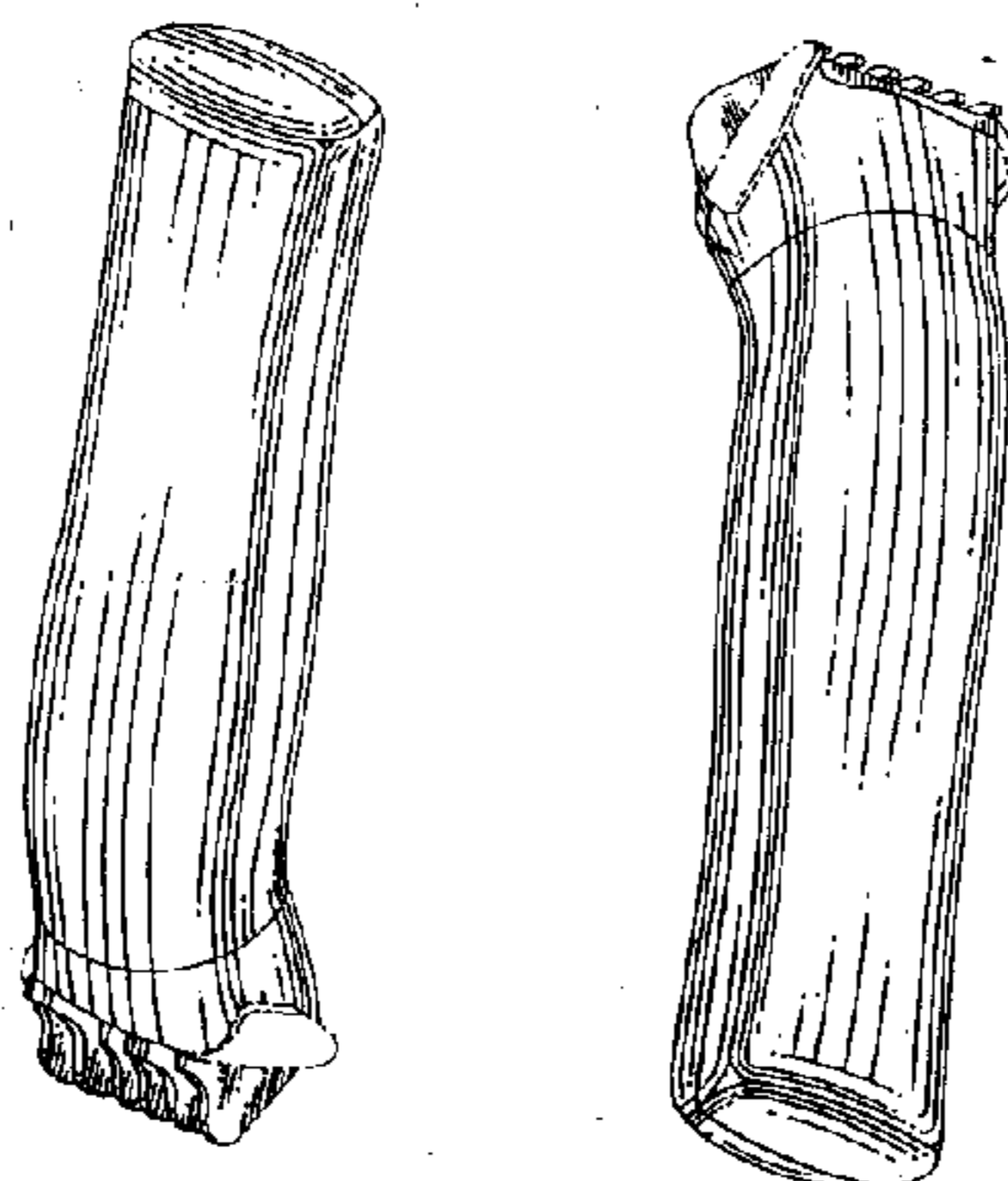
DESCRIPTION

1,676,001 A * 7/1928 Aron 30/43.1 X
2,201,349 A * 5/1940 Scruggs 30/43
D199,675 S 12/1964 Dreyfuss D28/53
D214,414 S 6/1969 Madl D28/53
D215,683 S * 10/1969 Carpenter D28/53
D283,736 S * 5/1986 Wahl et al. D28/53
4,622,745 A * 11/1986 Wahl 30/201
D295,684 S 5/1988 Muller D
D305,074 S * 12/1989 Mockovak D28/53
D306,917 S 3/1990 Terasawa et al. D28/53
D320,673 S * 10/1991 Sterk D28/52
5,165,172 A 11/1992 Weinrauch 30/199
D345,792 S * 4/1994 Van Asten D28/44.1
D353,021 S 11/1994 Newman D28/50
5,367,772 A * 11/1994 Ogawa 30/201
D360,054 S 7/1995 Kip D28/51
5,459,927 A 10/1995 Kauer et al. 30/43.1
D365,174 S 12/1995 Ching D28/50
D369,436 S 4/1996 Barker D28/53
5,508,123 A 4/1996 Fan 429/96
5,539,984 A 7/1996 Ikuta et al. 30/43.92
5,625,950 A 5/1997 Sterk et al. 30/43.6
D383,247 S 9/1997 Schulz D28/50
D383,566 S 9/1997 Bone D28/50
D386,822 S 11/1997 Van Scoyoc et al. D28/49
D405,923 S * 2/1999 Yang D28/53

FIG. 1 is an inverted perspective view of the present new design of a beard trimmer with a comb, with the comb rotated to a first position;
FIG. 2 is a bottom view of FIG. 1;
FIG. 3 is a front view of FIG. 1;
FIG. 4 is a rear view of FIG. 1;
FIG. 5 is a side view of FIG. 1, the opposite side being a mirror image thereof;
FIG. 6 is a top view of FIG. 1;
FIG. 7 is a bottom view of the of the present trimmer with the comb rotated to a second position (which is 180° from the first position);
FIG. 8 is a front view of FIG. 7 with the comb in the second position;
FIG. 9 is a rear view of FIG. 7;
FIG. 10 is a side elevational view of FIG. 7, the opposite side being a mirror image thereof;
FIG. 11 is a top view of FIG. 7; and,
FIG. 12 is a perspective view of FIG. 7.

The broken lines representing the overhanging flaps on the comb are for illustrative purposes only and form no part of the claimed design.

1 Claim, 5 Drawing Sheets






Fig. 1

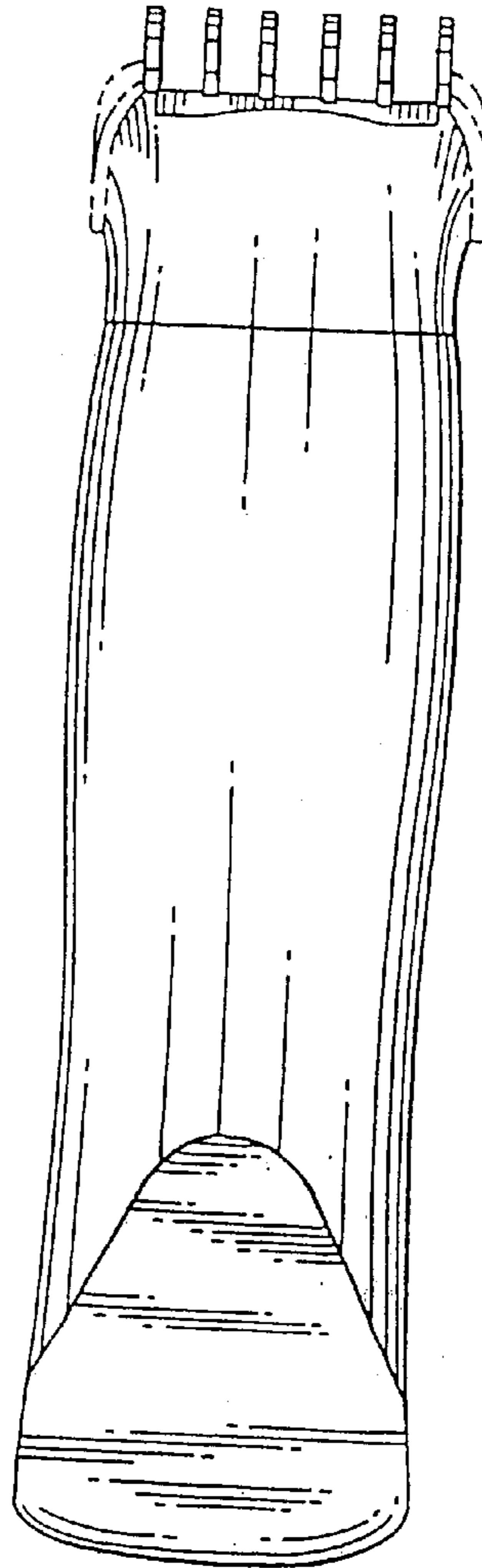


Fig. 2

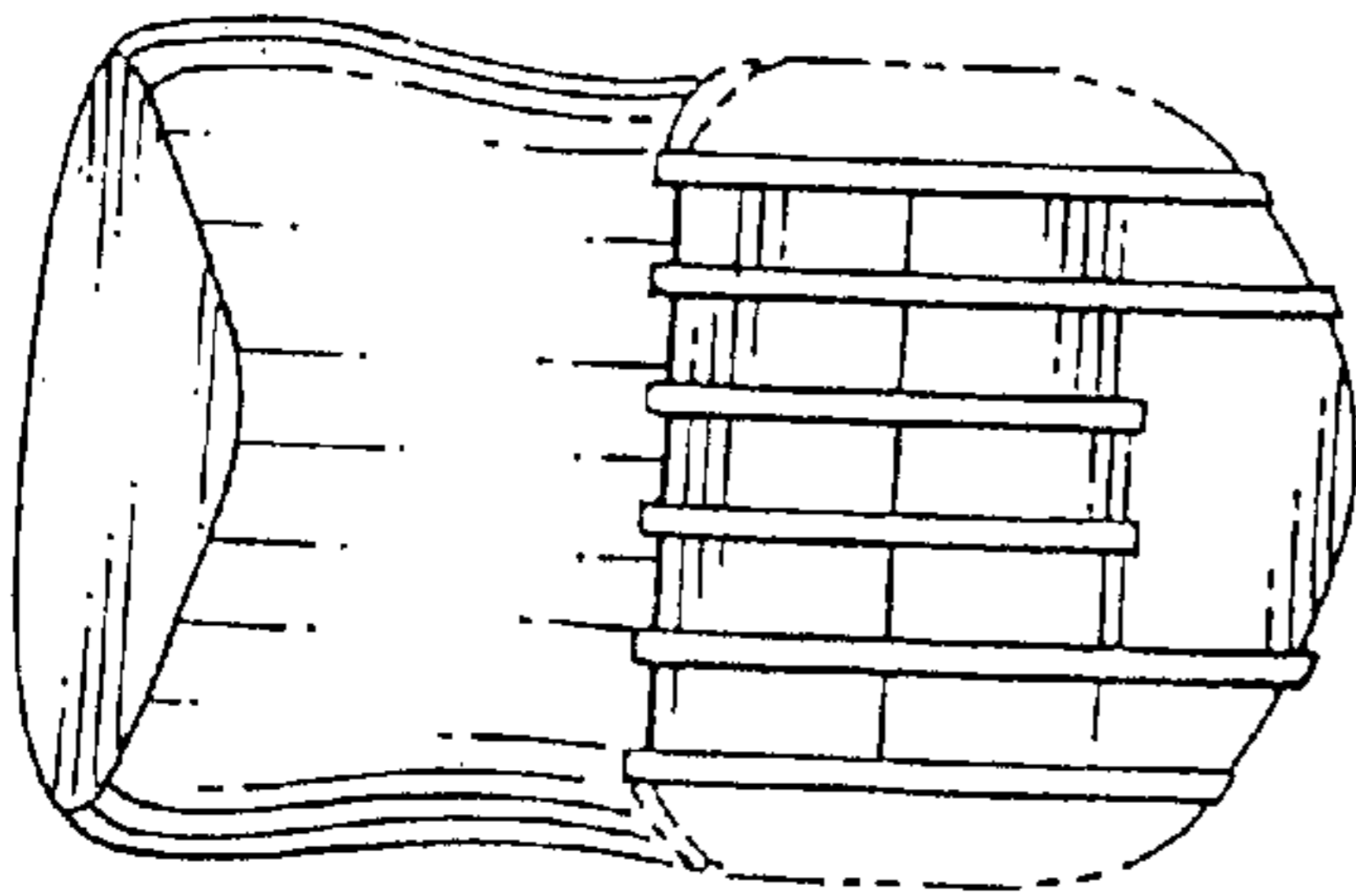


Fig. 3

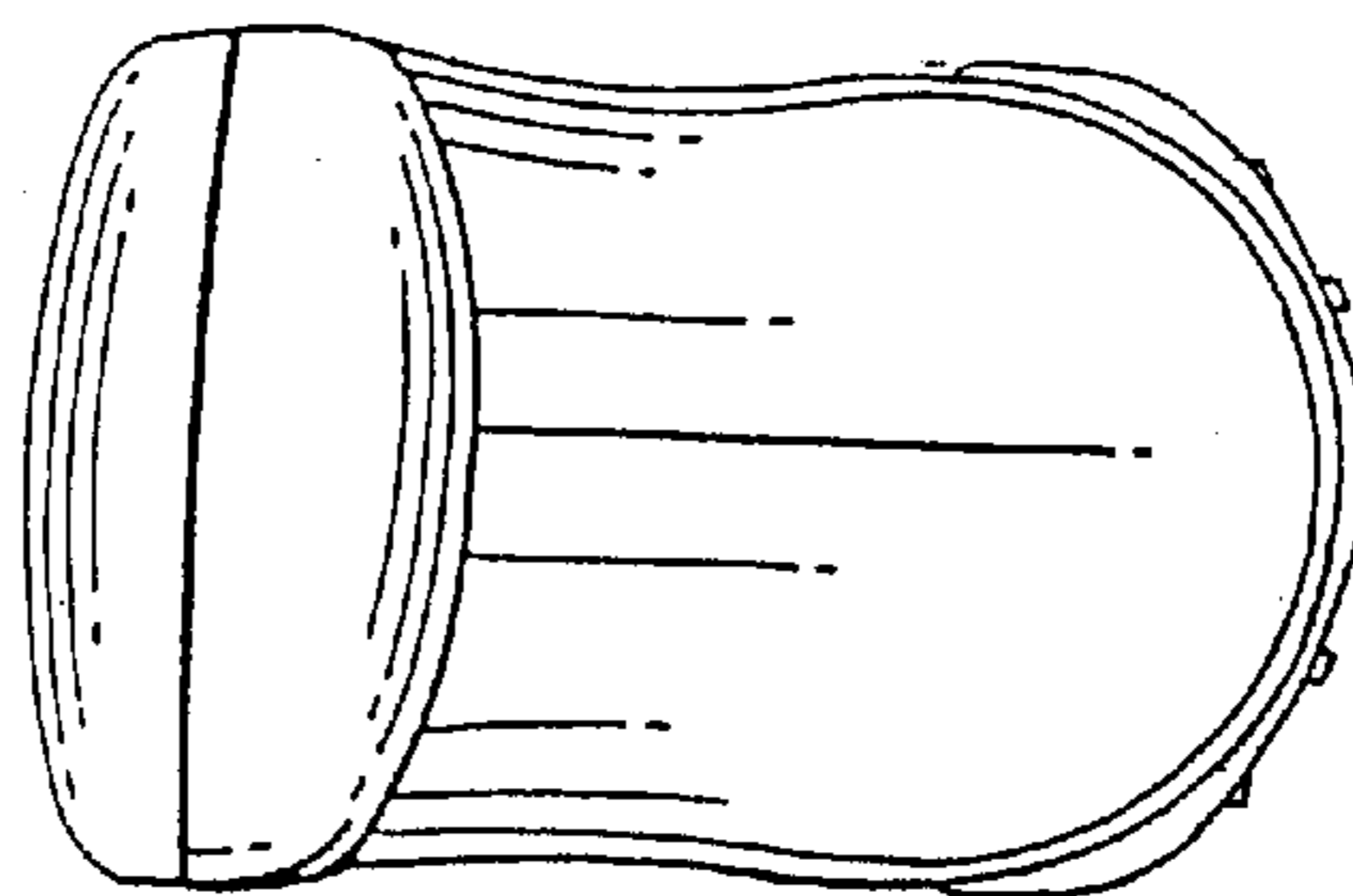


Fig. 4

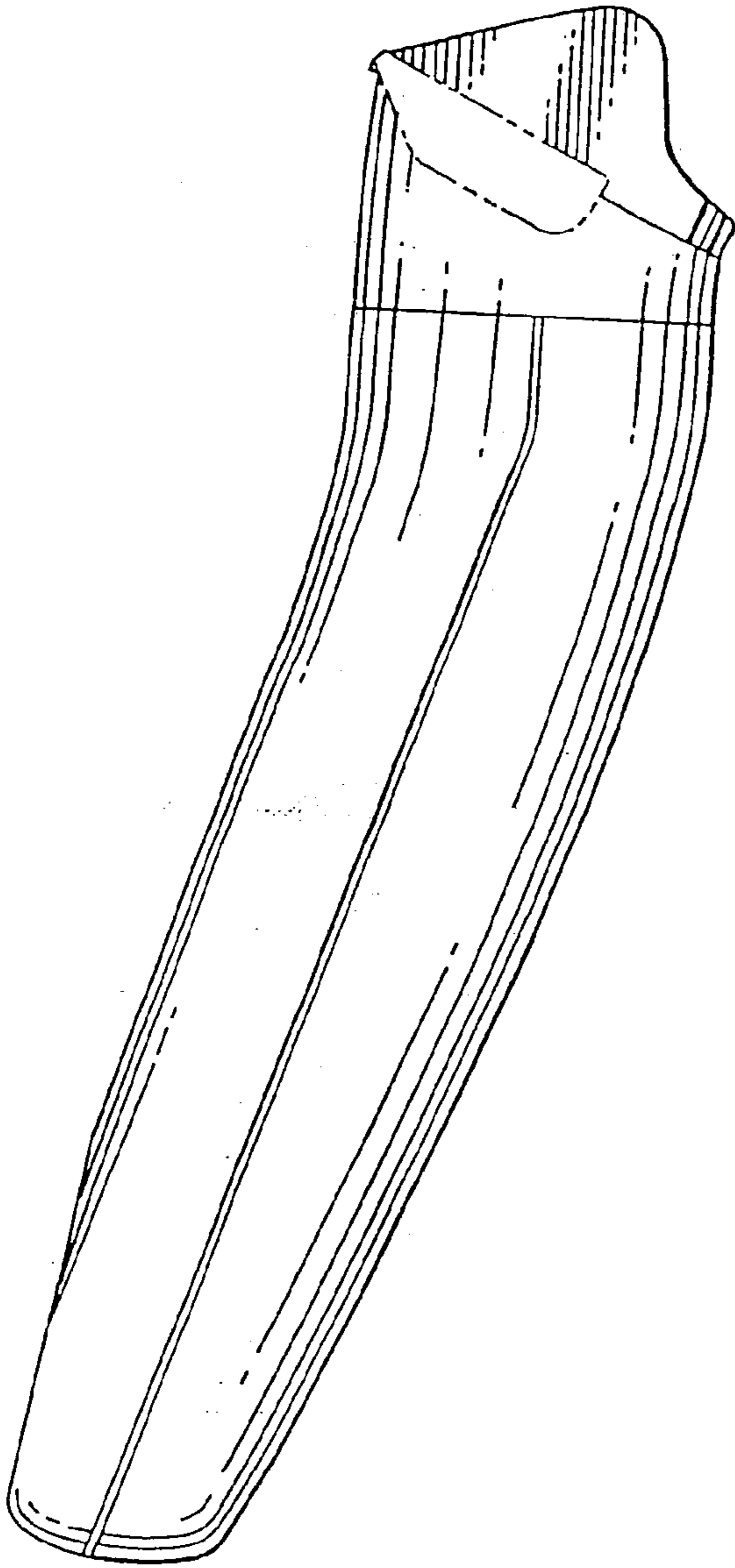


Fig. 5

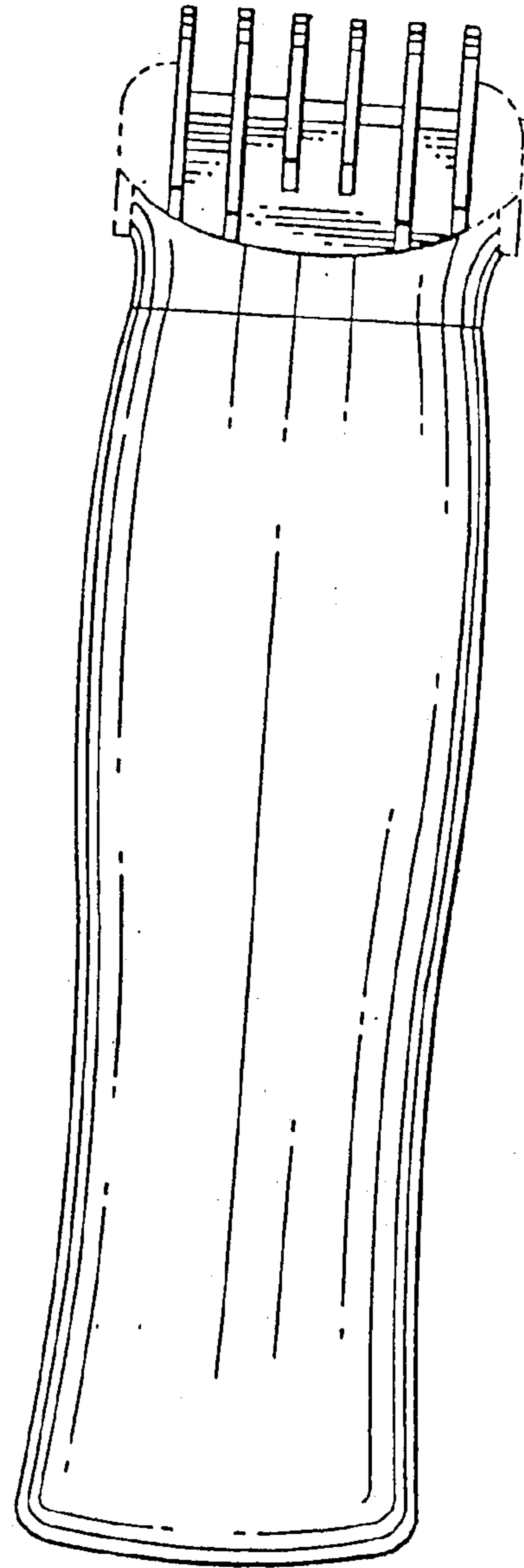


Fig. 6

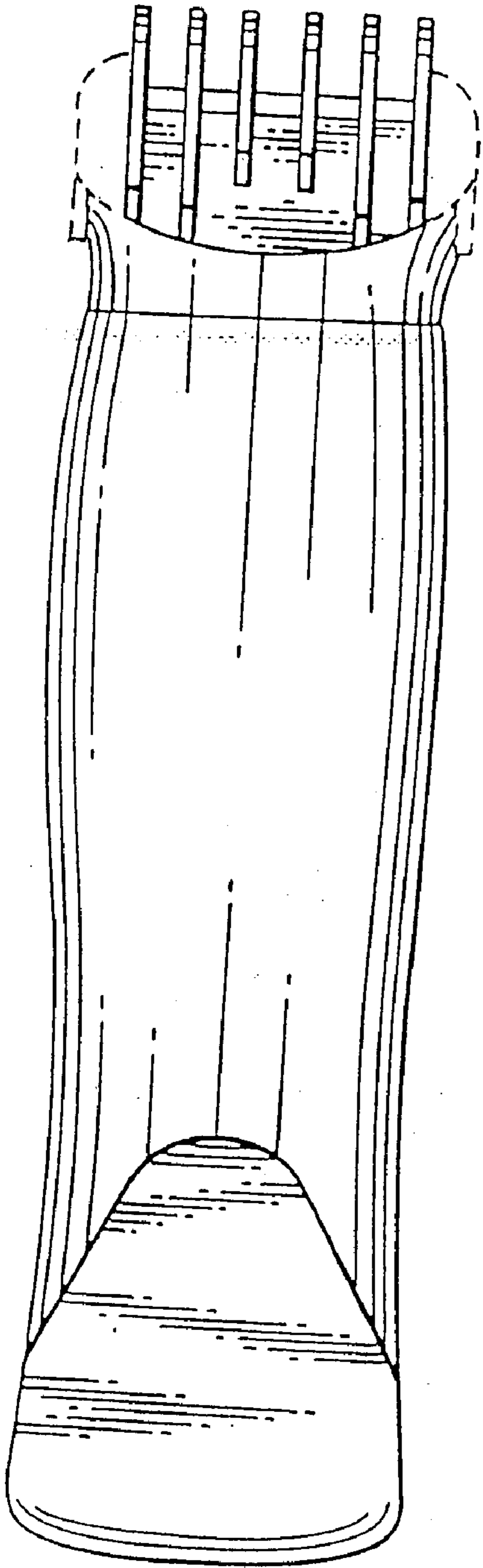


Fig. 7

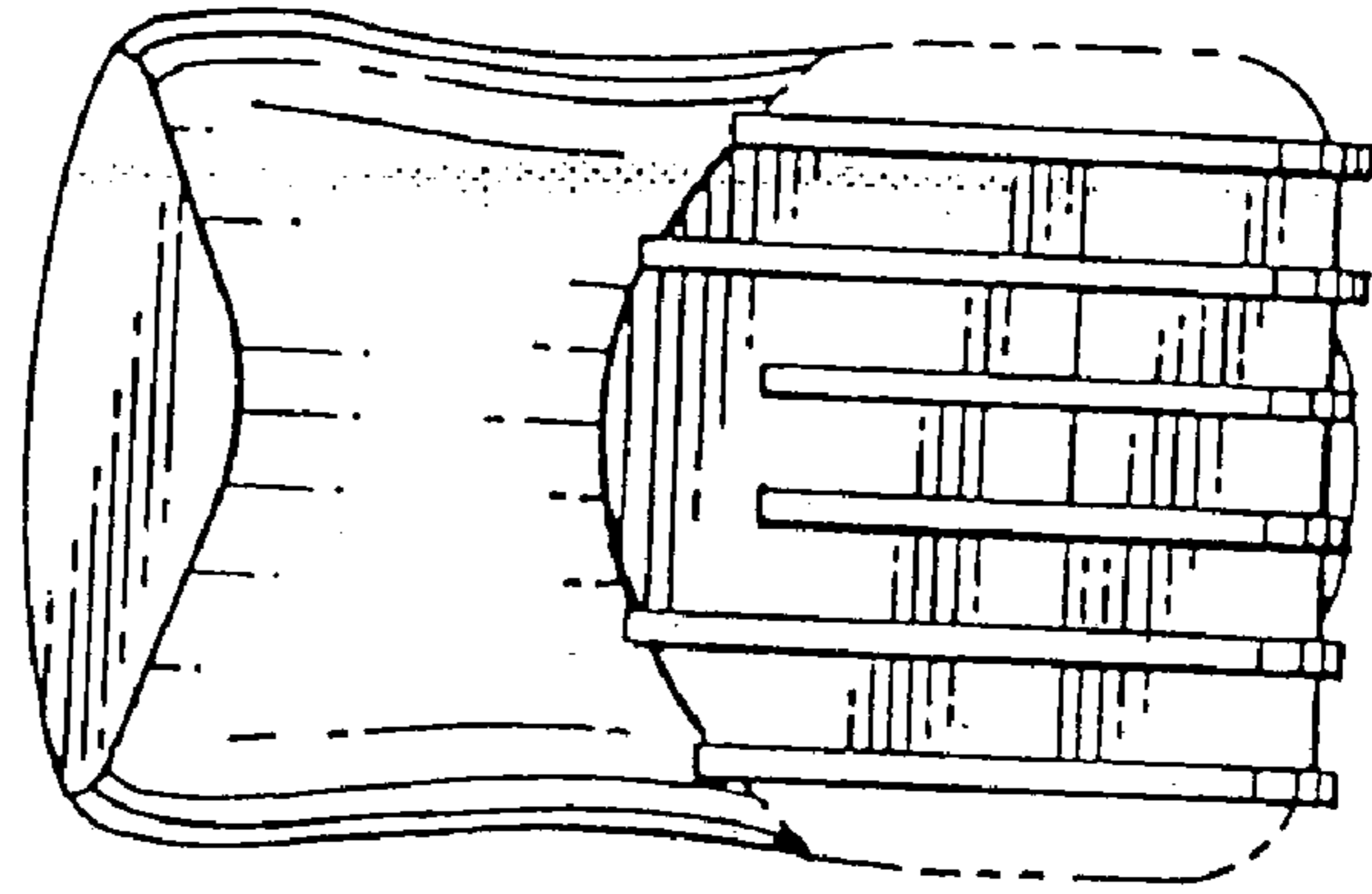


Fig. 8

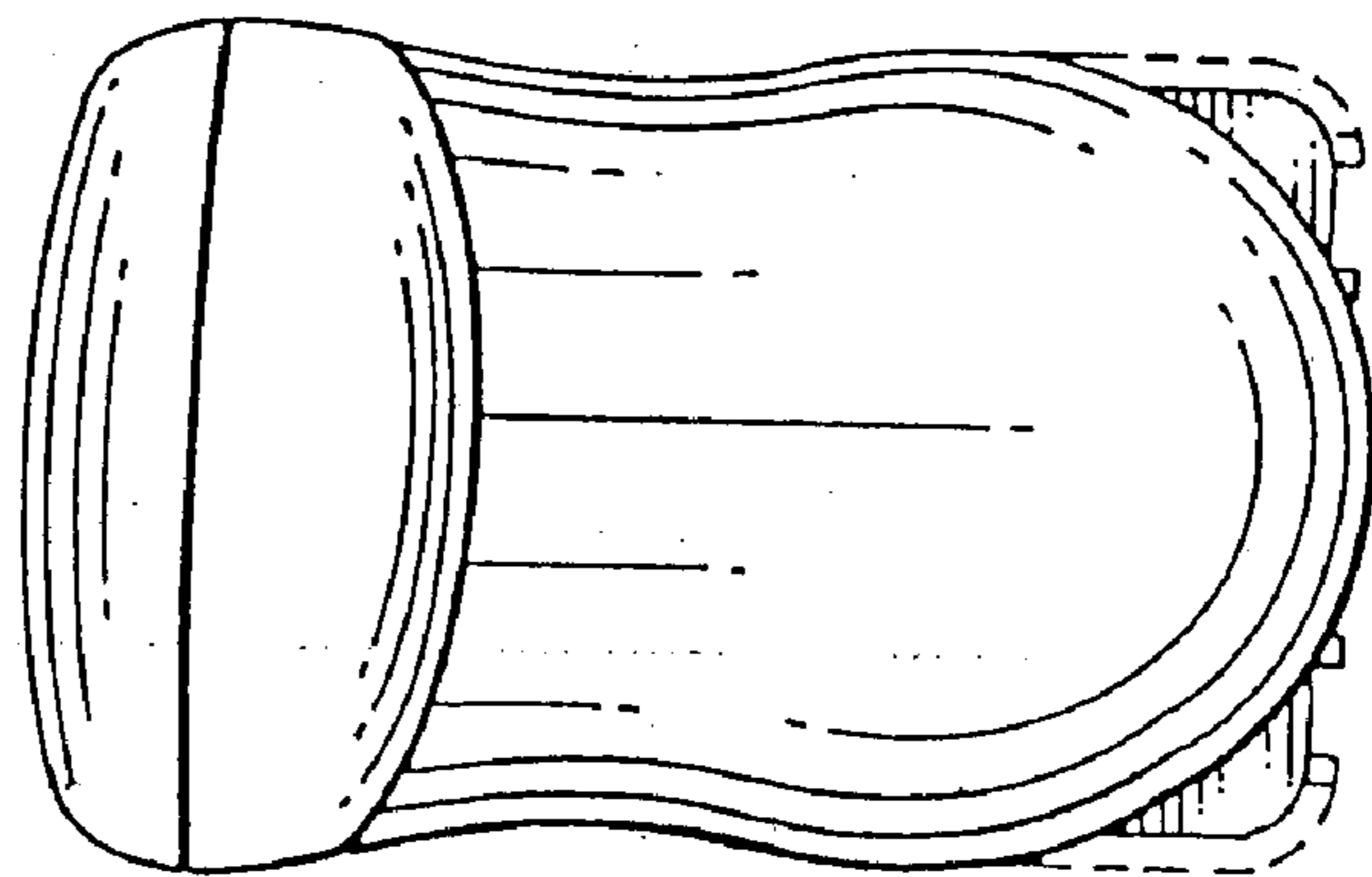


Fig. 9

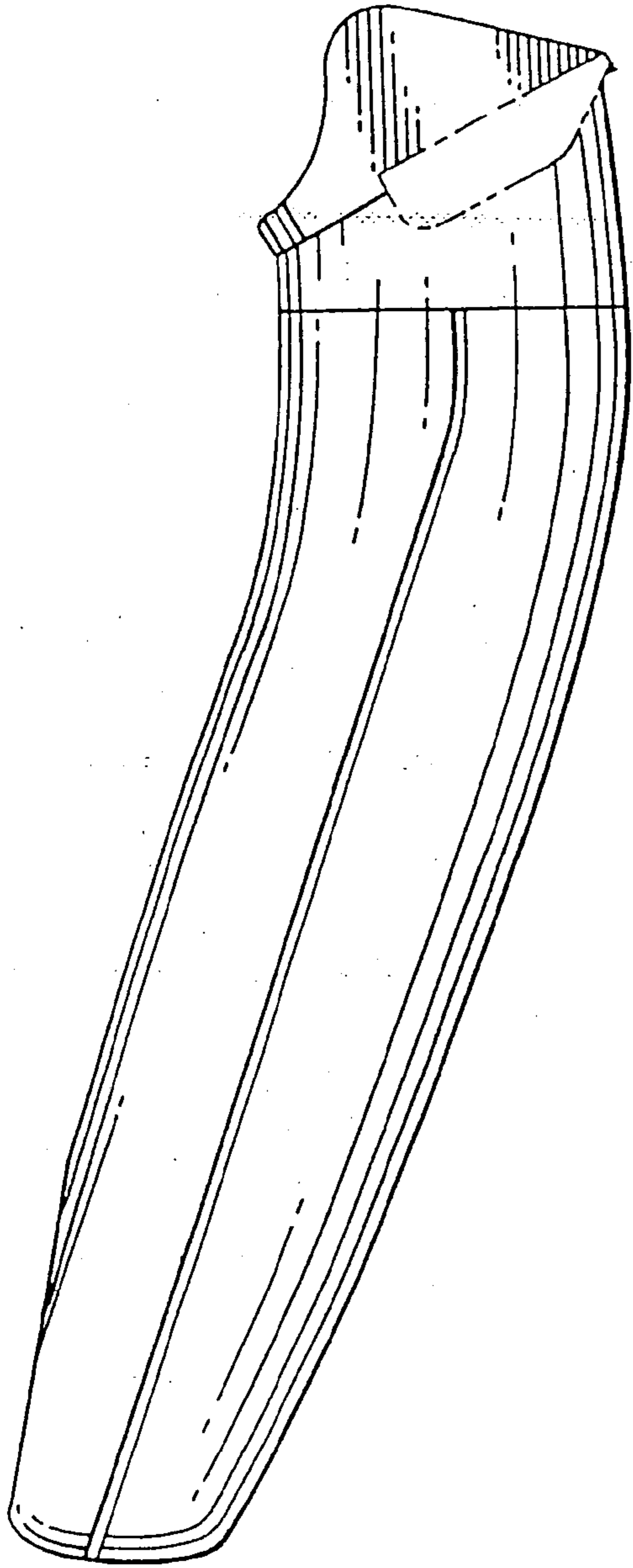


Fig. 10

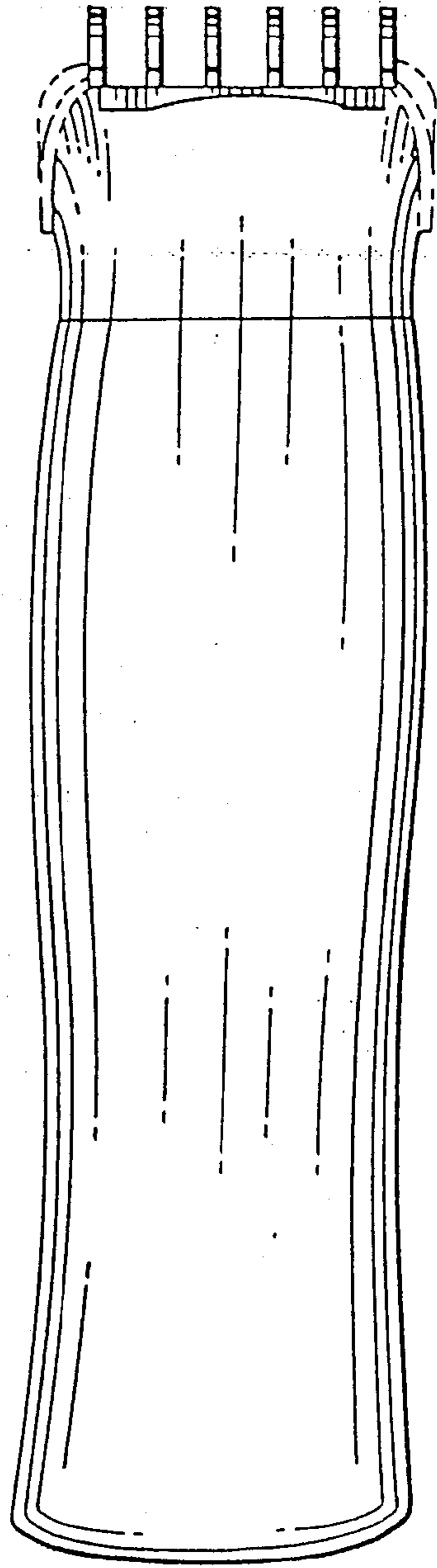


Fig 11

Fig. 12

