



US00D456065S

(12) **United States Design Patent**
Jones et al.

(10) **Patent No.:** **US D456,065 S**

(45) **Date of Patent:** **** Apr. 23, 2002**

(54) **LAVATORY**

D387,857 S * 12/1997 McKeone D23/284
D444,868 S * 7/2001 Millard et al. D23/308

(75) Inventors: **Sherry Lynn Jones**, Pataskala; **Paul P. Kolada**, Bexley; **Michael J. Painter**; **Sean W. Svendsen**, both of Columbus, all of OH (US)

* cited by examiner

Primary Examiner—Louis S. Zarfes

Assistant Examiner—Robert A. Delehanty

(73) Assignee: **American Standard Inc.**, Piscataway, NJ (US)

(74) *Attorney, Agent, or Firm*—Kramer Levin Naftalis & Frankel LLP

(**) Term: **14 Years**

(57) **CLAIM**

The ornamental design for a lavatory, as shown and described.

(21) Appl. No.: **29/140,803**

(22) Filed: **Apr. 25, 2001**

DESCRIPTION

(51) **LOC (7) Cl.** **23-02**

(52) **U.S. Cl.** **D23/293.1**

(58) **Field of Search** D23/270–271,
D23/273, 284–292, 293.1, 303, 308; 4/619,
621–622, 630–637, 643–646, 654, 658–661;
D6/397–398, 403, 481, 495; 108/24, 156,
161

FIG. 1 is a top and front perspective view of a lavatory showing our new design;

FIG. 2 is a top plan view shown on an enlarged scale thereof;

FIG. 3 is a front elevation view shown on an enlarged scale thereof;

FIG. 4 is a right elevation view shown on an enlarged scale, the left side being a mirror image thereof; and,

FIG. 5 is a bottom plan view shown on an enlarged scale thereof.

The broken lines showing of environmental structure are for illustrative purposed only and form no part of the claimed design.

(56) **References Cited**

U.S. PATENT DOCUMENTS

299,925 A * 6/1884 Harvey 4/651
1,120,823 A * 12/1914 King 4/644
1,499,495 A * 7/1924 Windsor 4/643

1 Claim, 2 Drawing Sheets




FIG. 1




FIG. 2

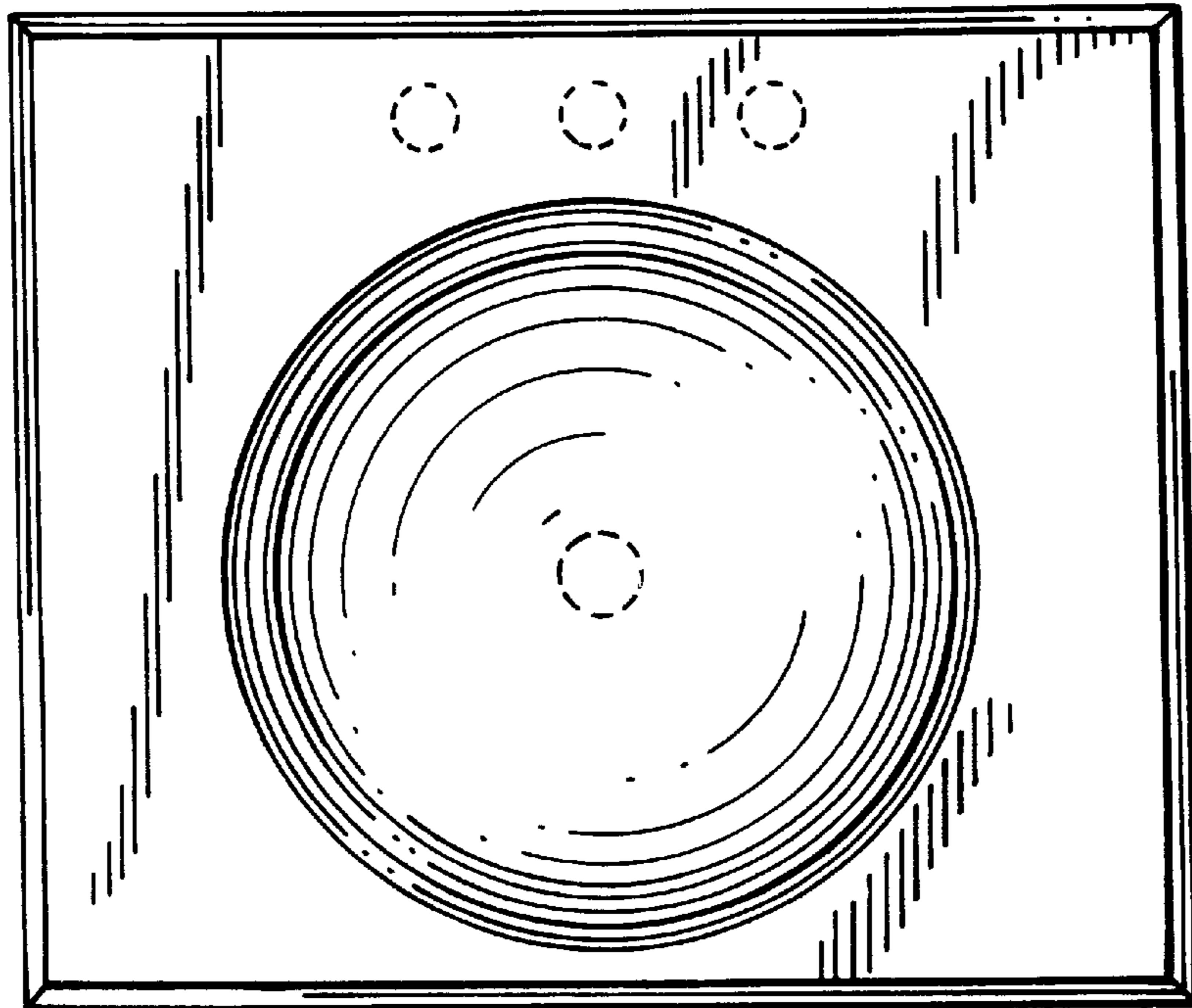


FIG.3

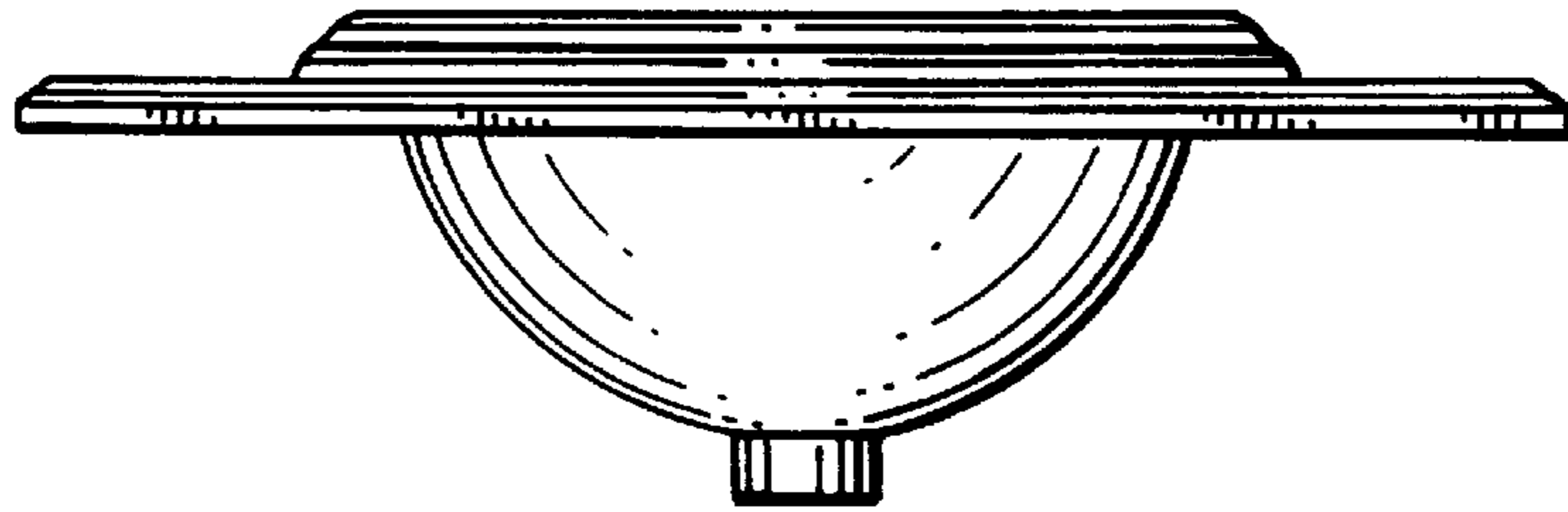


FIG.4




FIG.5

