



US00D456059S

(12) **United States Design Patent**
Bailey

(10) **Patent No.:** **US D456,059 S**

(45) **Date of Patent:** **** Apr. 23, 2002**

(54) **FISHING LURE**

(76) **Inventor:** **Elden M. Bailey**, 13650 - 238th St.,
Lawrence, KS (US) 66044

(**) **Term:** **14 Years**

(21) **Appl. No.:** **29/138,969**

(22) **Filed:** **Mar. 22, 2001**

(51) **LOC (7) Cl.** **02-05**

(52) **U.S. Cl.** **D22/128**

(58) **Field of Search** D22/125-133;
43/42.25, 42.53, 42.28, 42.24, 42.05, 42.36,
42.09, 42.35, 42.13, 42.26, 42.49, 42.23,
42.38, 17.06, 42.33

(56) **References Cited**

U.S. PATENT DOCUMENTS

3,897,647 A	8/1975	Black	43/42.38
D257,381 S	10/1980	Yano	D22/128
D278,926 S	* 5/1985	Bacley	D22/128
D300,053 S	* 2/1989	Mann	D22/127
D300,449 S	3/1989	Tucker	D22/128

4,888,905 A	* 12/1989	Garr	43/17.6
4,922,646 A	5/1990	Basgal	43/42.33
D330,932 S	11/1992	Coggins	D22/128
D331,444 S	* 12/1992	Polston	D22/128
5,299,378 A	4/1994	Ballard	43/42.06
D393,041 S	* 3/1998	Kress	D22/128

* cited by examiner

Primary Examiner—Catherine R. Oliver

(74) *Attorney, Agent, or Firm*—Chase & Yakimo, L.C.

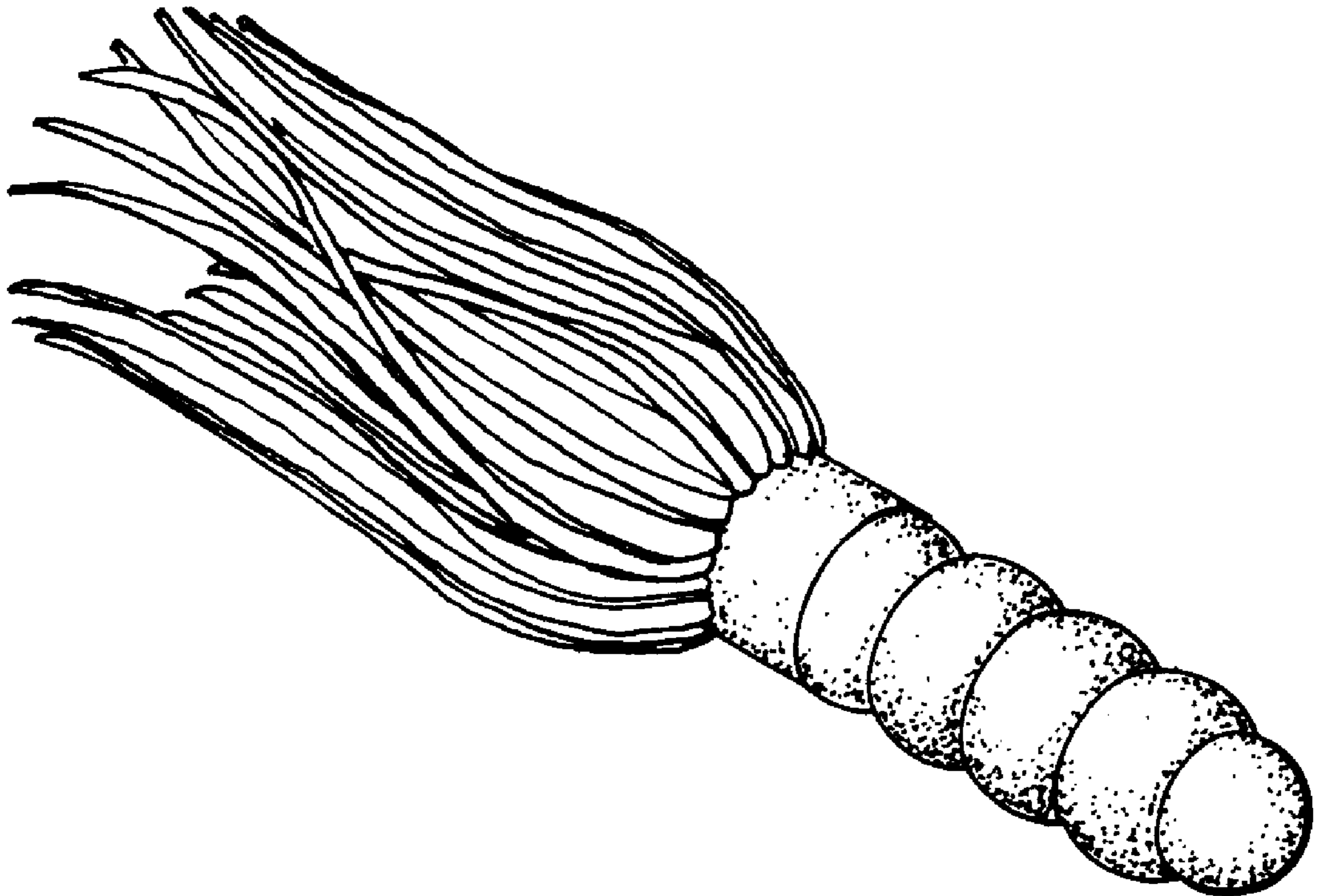
(57) **CLAIM**

The ornamental design for a fishing lure, as shown and described.

DESCRIPTION

FIG. 1 is a front view of my fishing lure showing my new design;
FIG. 2 is a top view of the fishing lure shown in FIG. 1;
FIG. 3 is a bottom view of the fishing lure showing my new design;
FIG. 4 is a left side perspective view thereof; and,
FIG. 5 is a right side perspective view thereof.

1 Claim, 1 Drawing Sheet



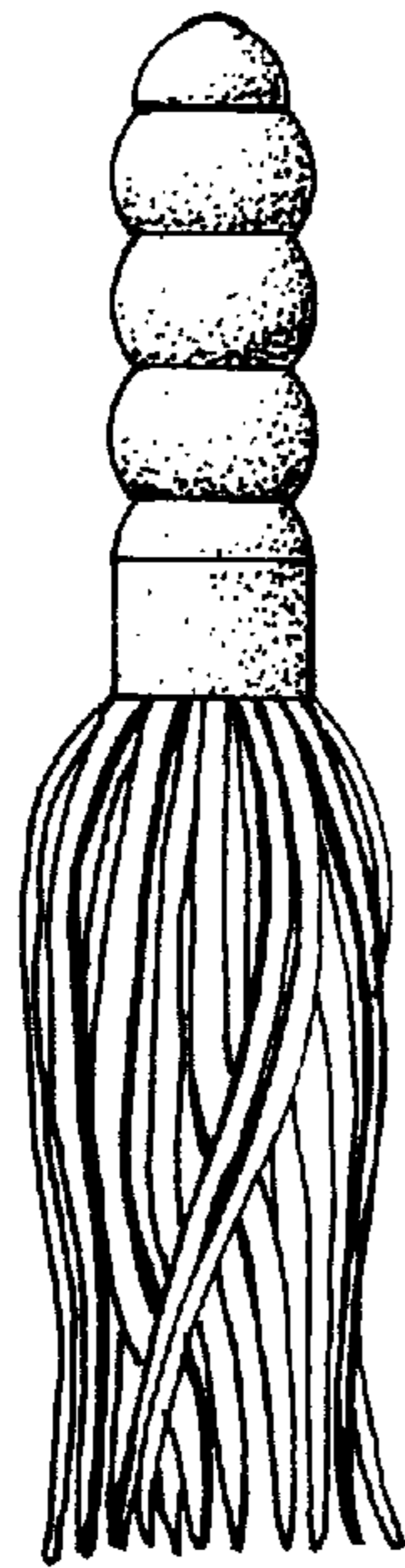


Fig. 1

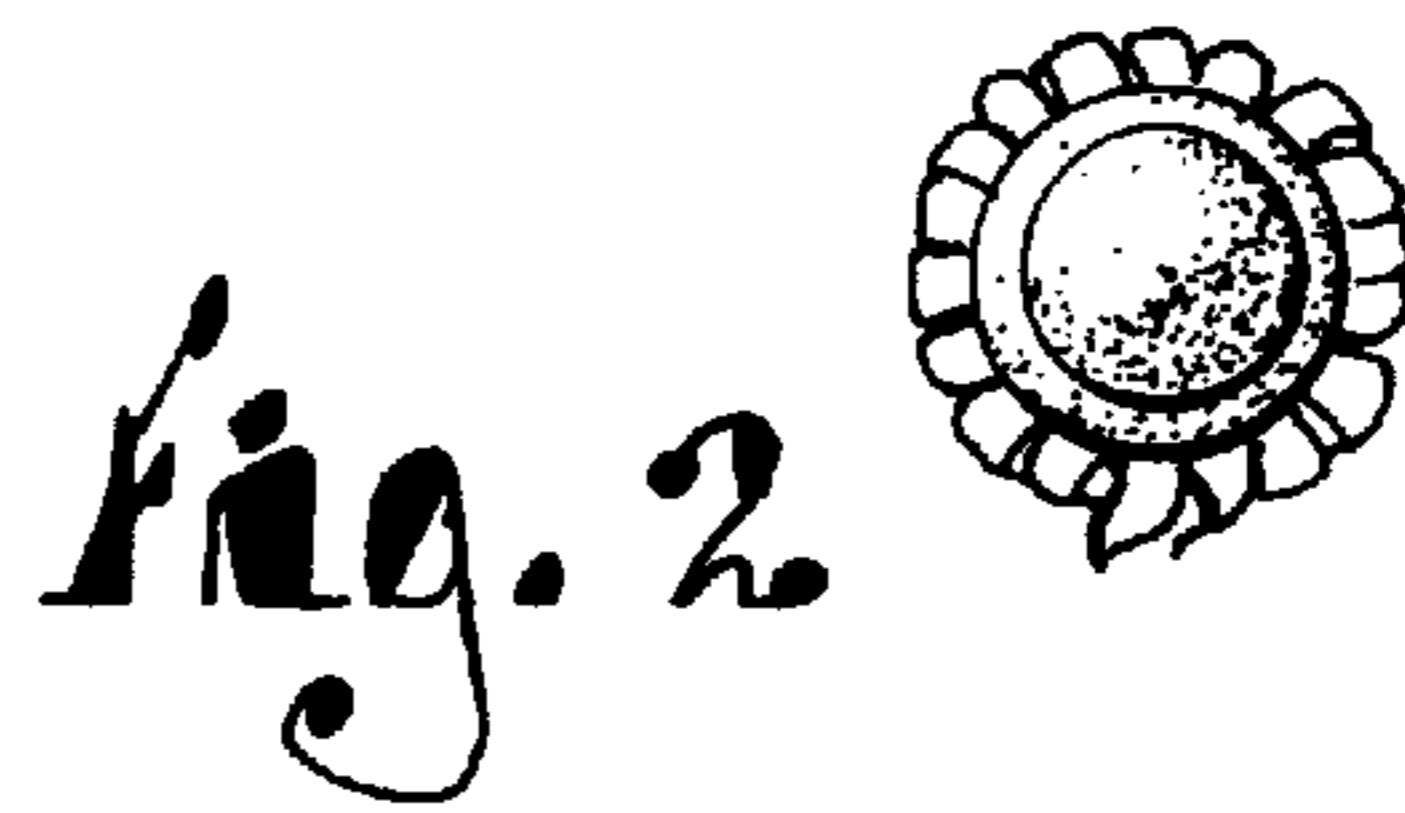


Fig. 2




Fig. 3

Fig. 4

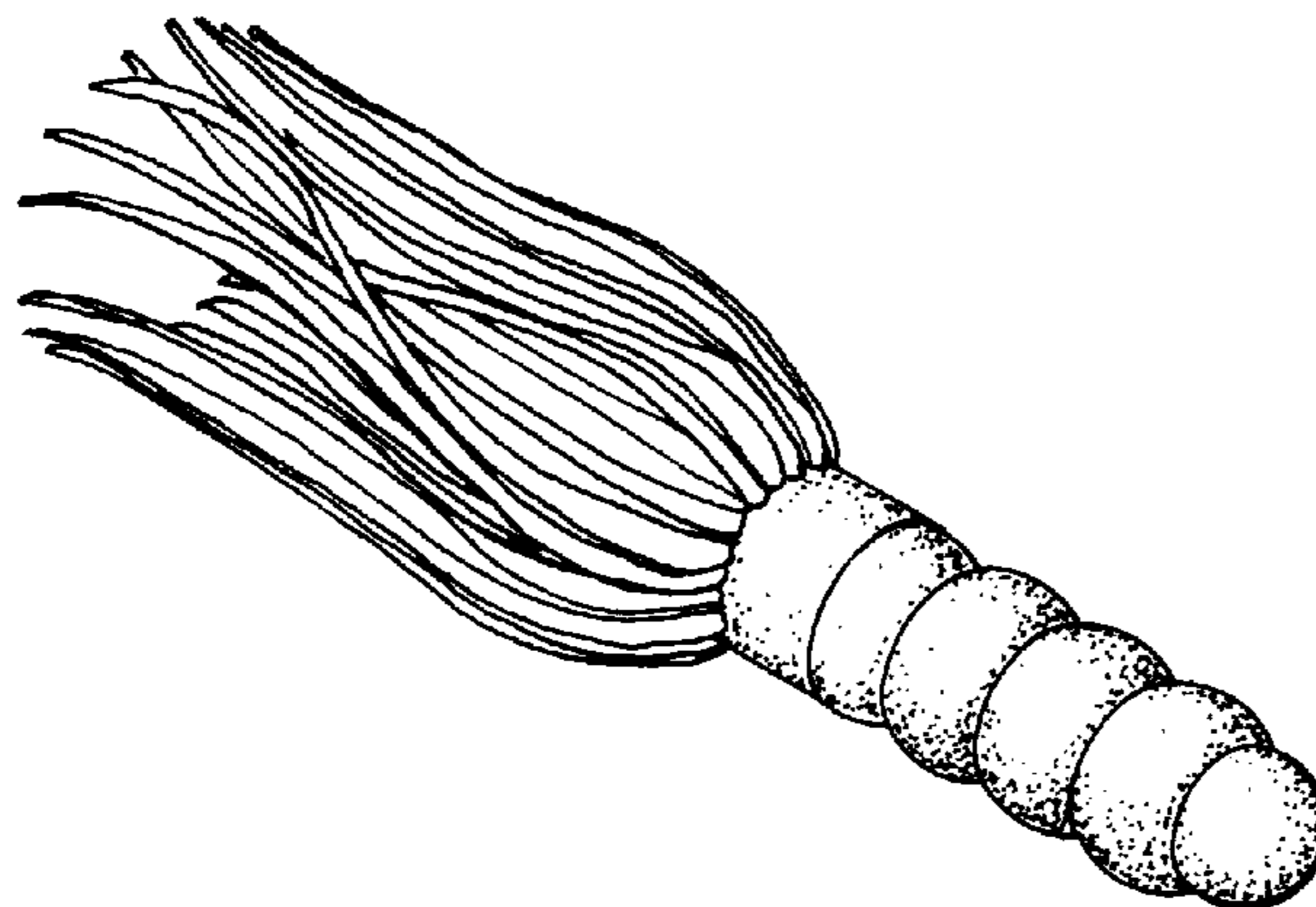
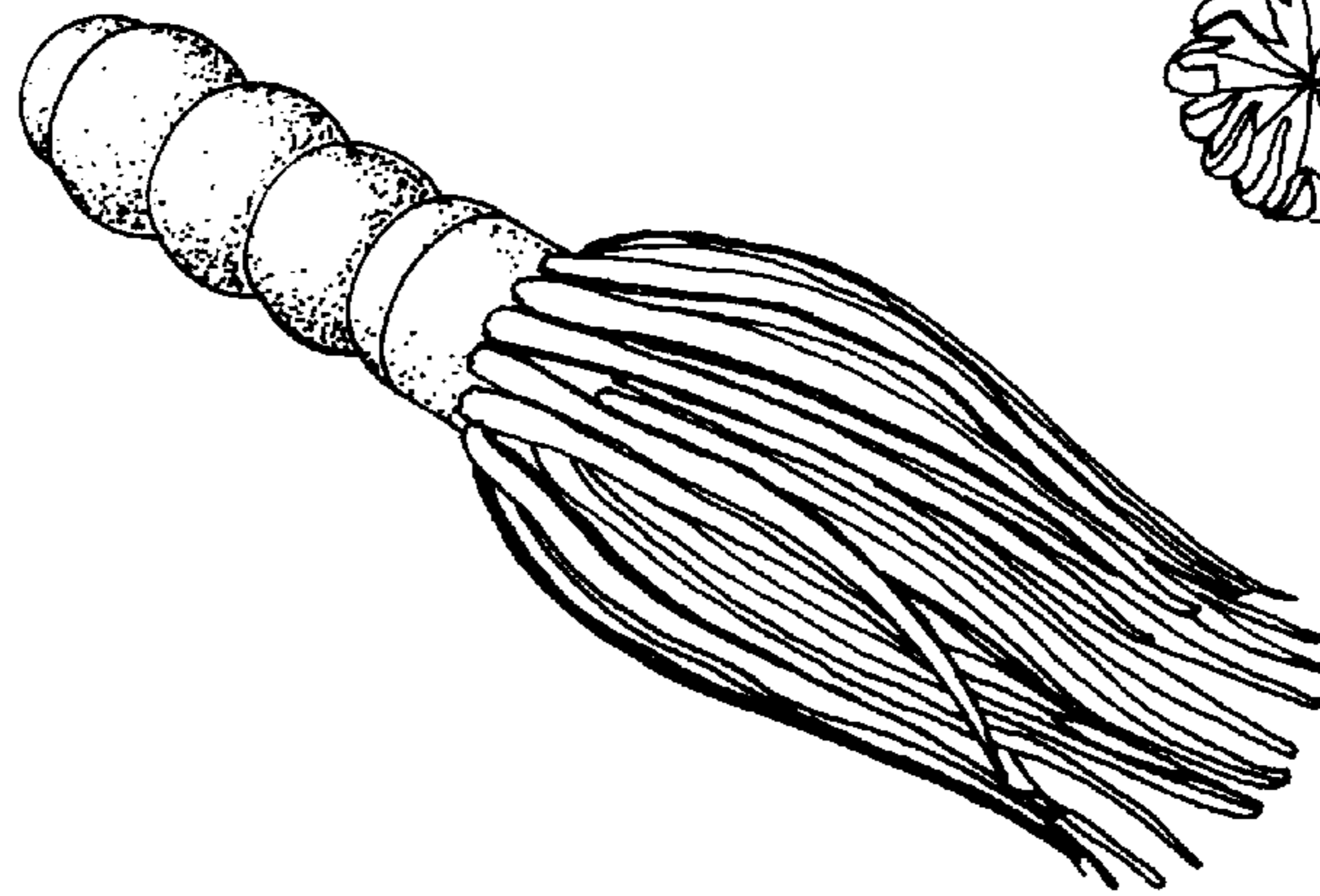


Fig. 5