



US00D456055S

(12) **United States Design Patent**  
**Yerelian**

(10) **Patent No.:** **US D456,055 S**

(45) **Date of Patent:** **\*\* Apr. 23, 2002**

(54) **GOLF PUTTER**

D436,638 S \* 1/2001 Carrier ..... D21/744

(76) Inventor: **Minas Yerelian**, 4422 W. Slauson Ave.,  
Los Angeles, CA (US) 90043

\* cited by examiner

(\*\*) Term: **14 Years**

*Primary Examiner*—Mitchell Siegel

(74) *Attorney, Agent, or Firm*—Goldstein Law Offices, P.C.

(21) Appl. No.: **29/143,178**

(22) Filed: **Jun. 11, 2001**

(57) **CLAIM**

The ornamental design for a golf putter, as shown and described.

(51) **LOC (7) Cl.** ..... **21-02**

**DESCRIPTION**

(52) **U.S. Cl.** ..... **D21/736**

FIG. 1 is a left side elevational view of a golf putter, the right side elevational view being a mirror image of the left side view.

(58) **Field of Search** ..... D21/736-746,  
D21/756; 473/324, 327, 328, 340, 341,  
251-256, 300-304

FIG. 2 is a front elevational view thereof.

FIG. 3 is a rear elevational view thereof.

FIG. 4 is a top plan view thereof; and,

FIG. 5 is a bottom plan view thereof.

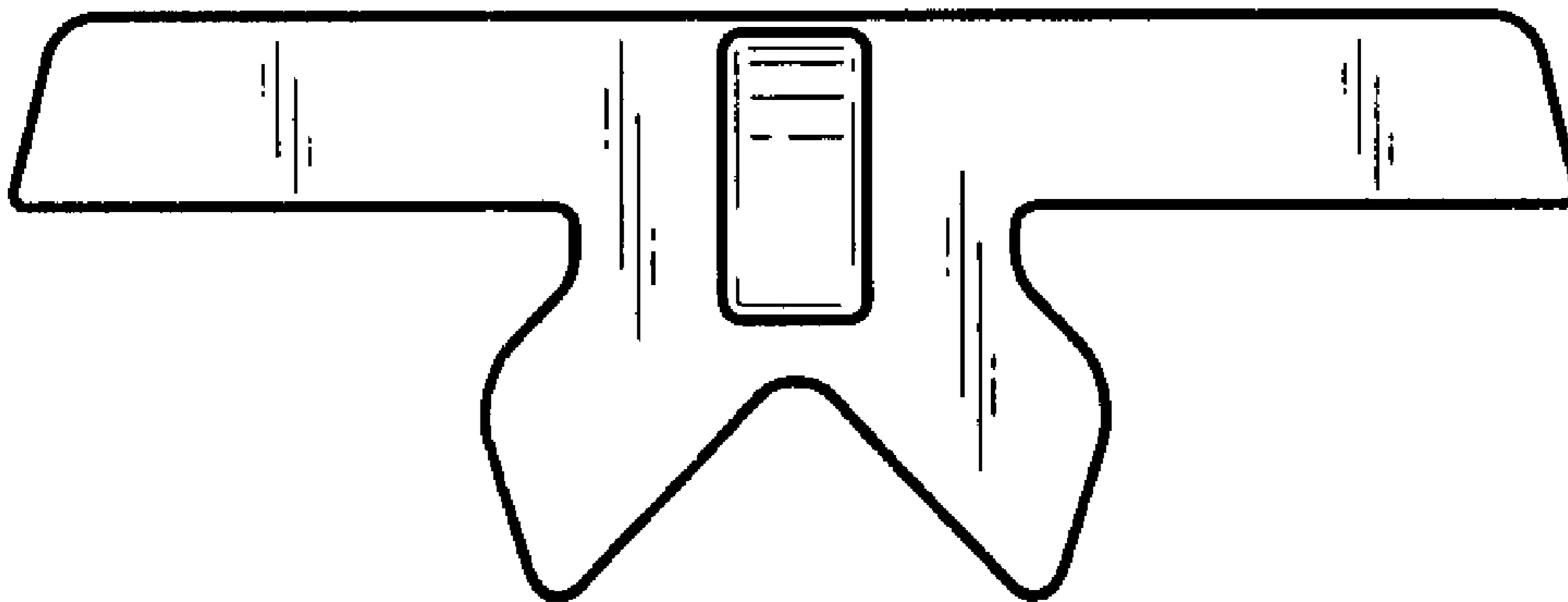
The broken away section is shown do to indeterminate length of the claimed design.

(56) **References Cited**

**U.S. PATENT DOCUMENTS**

- D359,330 S \* 6/1995 Channell ..... D21/741
- D399,274 S \* 10/1998 Bradford ..... D21/736
- D421,471 S \* 3/2000 Moldovan ..... D21/744

**1 Claim, 2 Drawing Sheets**



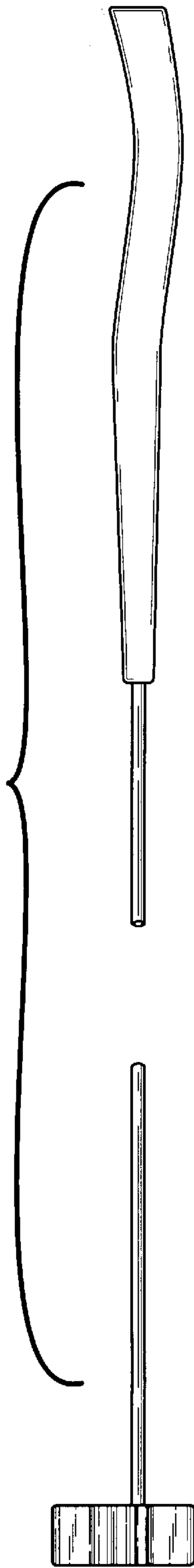


Fig. 1

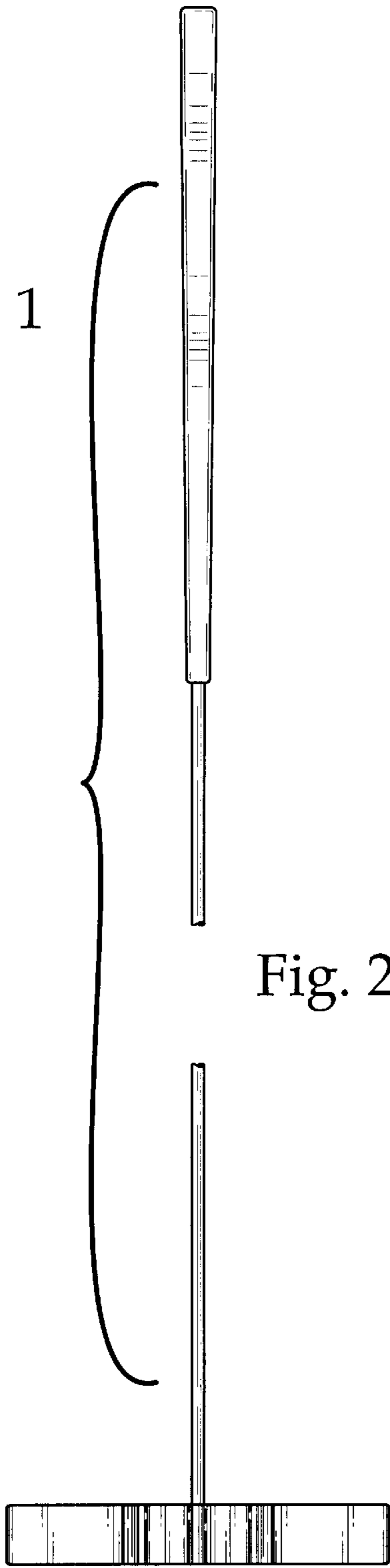


Fig. 2

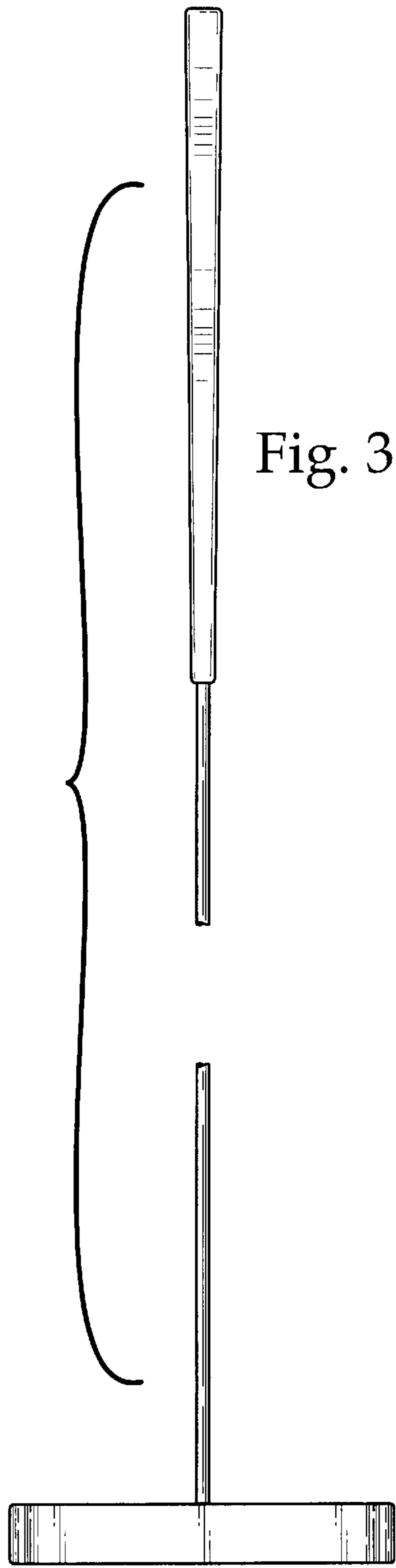


Fig. 3

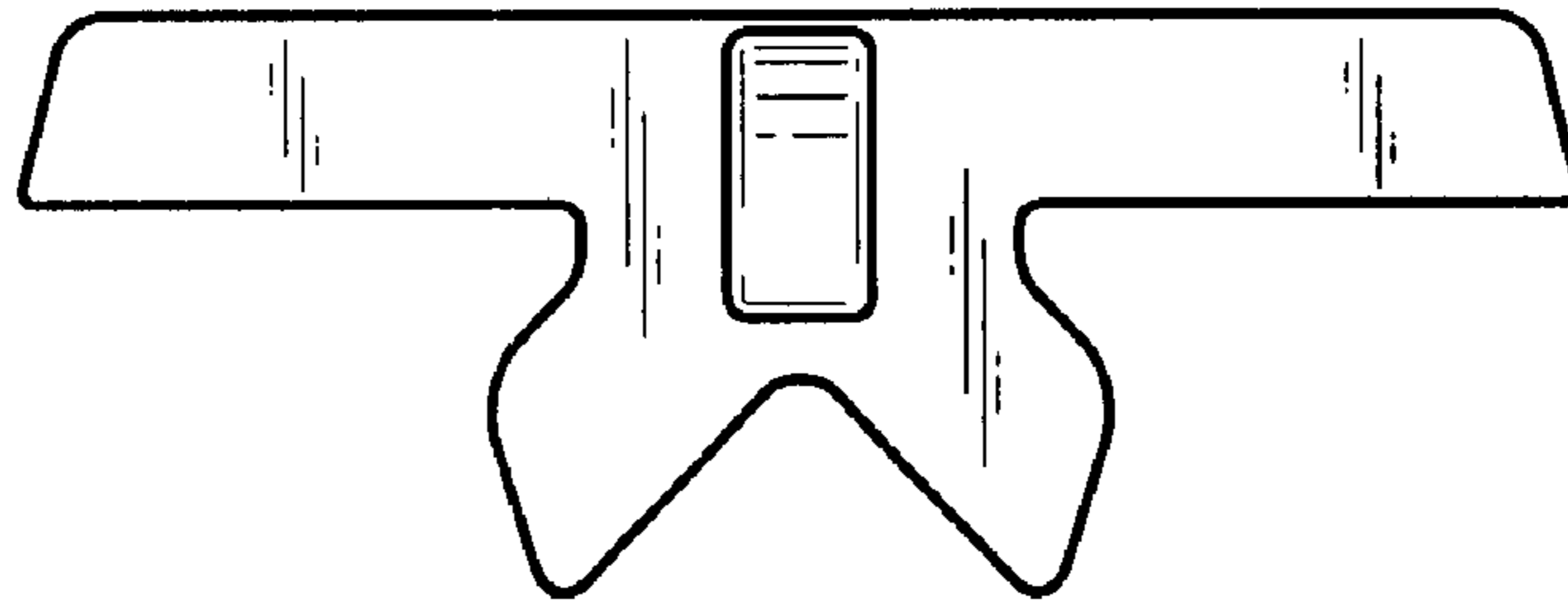


Fig. 4

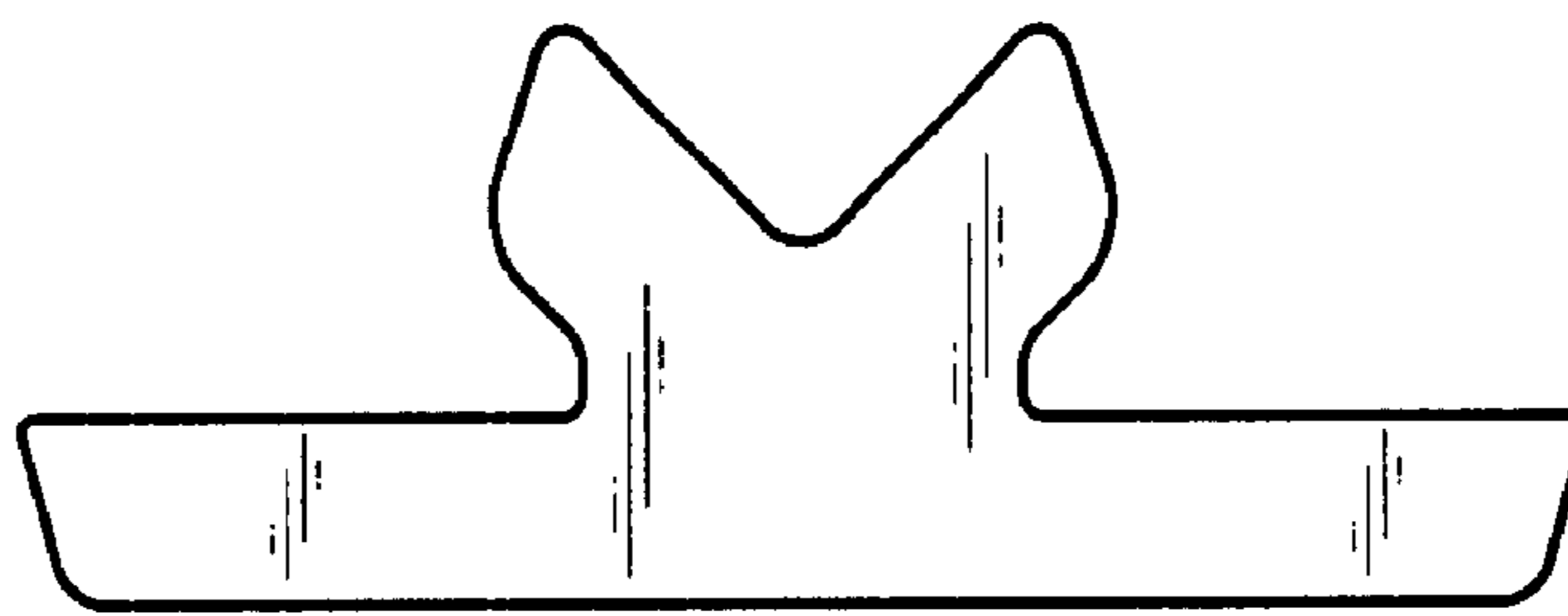


Fig. 5